

TFEX Daily

3 พฤษภาคม 2566

S50M23

แผนแก้มงส์สำเร็จ... เติงไซหรับ!

Gold spot

แผนเปิดสถานะ Long

“จุดเต็งไซหรับ & RSI recovery”

S50M23

“แผนแก้มงส์สำเร็จ... เติงไซหรับ”

มุมมอง: วัตโมเมนตัมขาลงชั่ววาทันนี้ส่งสัญญาณพื้นตัวบริเวณจุดรับ 915-920 จุด พอดีเปะขณะที RSI recovery ส่งสัญญาณพื้นตัวเมื่อเข้าสู่เขตแดน oversold.....

แผนแก้มงส์สำเร็จ... เติงไซหรับตามคาด แนะถือต้อยังไม่รีบขาย หรือซื้อเพิ่มไซหรับ 922-924 เพื่อ ลุ้นเต็งกลับขึ้นไปสูไซหันด้าน 935-940 จุด

(เงื่อนไขผัดทางแนะเปิดสถานะกรณีขาดทุนมากกว่า 10% ของพอร์ตหรือหากดัชนีลงต่ำกว่า 920 จุด)

“แผนเปิดสถานะ Long”

Gold spot

จับสัญญาณเทรต... ทองคำ

มุมมอง: ทองคำเคลื่อนที่อยู่ใแนวเส้น EMA ล่าสุดส่งสัญญาณดีดตัวขึ้นขณะที่ MACD cross ตัดเส้น signal line บ่งชี้จุดกลับตัว

แผนเทรต...สถานะ Long แนะทยอยเปิดสถานะ ไซหรับ \$2,000 ต้าน \$2,050 และ \$2,100/ออนซ์ ไรทางตรงกันข้ามสถานะขายแนะทยอยปิดสถานะเนื่องจากความเสี่ยงสัญญาณดีดตัวขึ้น

Note: กรณีผลลบแทนดีดลบมากกว่า 10% ของพอร์ต แนะเปิดสถานะ

วิกิจ ธรวรรรัตน

นักวิเคราะห์การลงทุนบัจัยพื้นฐานด้านตลาดทุน/บัจัยทางเทคนิค

Wikij.tir@bualuang.co.th Tel. (662) 618-1336

S50M23: รับ 922-924 ต้าน 935-940

GFM23: รับ 32,000 ต้าน 33,000

มุมมองทางเทคนิค โดย คุณธนรัตน์ อิศรกุล
นักวิเคราะห์การลงทุนบัจัยพื้นฐานด้านหลักทรัพย์และบัจัยทางเทคนิค

Thanarut@bualuang.co.th

Tel. (662) 618-1334

SET50 Index Future



Gold Spot



หลักทรัพย์	เปิด	สูงสุด	ต่ำสุด	ปิด	เฉลี่ย	ราคาที่ใช้ชำระ ราคา	เปลี่ยนแปลง	ปริมาณ (สัญญา)	สถานะคงค้าง (สัญญา)
SET50	924.63	928.64	918.67	927.01	924.74	N/A	4.29	N/A	N/A
S50K23	923.30	927.70	921.5	927.20	925.30	927.20	6.7	69	238
S50M23	920.9	928.00	919	927.30	923.80	926.90	6.5	203,458	421,322
S50N23	919.6	925.00	918.8	925.00	920.80	925.00	7.2	33	64
S50U23	916	925.40	916	924.50	921.10	924.40	6.1	19,092	55,835
S50Z23	920.4	925.80	917.9	925.00	921.60	924.90	5.9	6,000	24,441
S50H24	916	923.00	915.7	922.40	919.70	922.30	5.4	2,590	5,029
Total								231,242	506,929

Source : SET Smart

Trading by Investor Type - SET50 Index Futures

5 วันย้อนหลัง

วันที่	นักลงทุนต่างประเทศ ปริมาณ			นักลงทุนสถาบัน ปริมาณ			นักลงทุนภายในประเทศ ปริมาณ			รวม	
	ซื้อ	ขาย	สุทธิ	ซื้อ	ขาย	สุทธิ	ซื้อ	ขาย	สุทธิ	ปริมาณ	สถานะคงค้าง
02/05/2023	101,937	92,138	9,799	38,736	40,092	-1,356	90,569	99,012	-8,443	231,242	506,929
28/04/2023	83,802	79,136	4,666	38,515	42,208	-3,693	102,459	103,432	-973	224,776	500,644
27/04/2023	78,501	105,879	-27,378	44,990	35,504	9,486	107,049	89,157	17,892	230,540	493,008
26/04/2023	82,987	82,786	201	31,601	38,132	-6,531	102,391	96,061	6,330	216,979	479,809
25/04/2023	68,095	78,998	-10,903	31,911	27,494	4,417	93,384	86,898	6,486	193,390	491,174

4 เดือนย้อนหลัง

วันที่	นักลงทุนต่างประเทศ ปริมาณ			นักลงทุนสถาบัน ปริมาณ			นักลงทุนภายในประเทศ ปริมาณ			รวม	
	ซื้อ	ขาย	สุทธิ	ซื้อ	ขาย	สุทธิ	ซื้อ	ขาย	สุทธิ	ปริมาณ	สถานะคงค้าง
พ.ค. 2023	101,937	92,138	9,799	38,736	40,092	-1,356	90,569	99,012	-8,443	231,242	506,929
เม.ย. 2023	1,347,692	1,425,906	-78,214	617,464	617,425	39	1,616,874	1,538,699	78,175	3,582,030	500,644
มี.ค. 2023	3,051,754	2,935,366	116,388	1,110,804	1,094,251	16,553	2,675,691	2,808,632	-132,941	6,838,249	435,301
ก.พ. 2023	1,468,424	1,592,263	-123,839	668,550	650,734	17,816	2,019,686	1,913,663	106,023	4,156,660	664,829

4 ไตรมาสย้อนหลัง

วันที่	นักลงทุนต่างประเทศ ปริมาณ			นักลงทุนสถาบัน ปริมาณ			นักลงทุนภายในประเทศ ปริมาณ			รวม	
	ซื้อ	ขาย	สุทธิ	ซื้อ	ขาย	สุทธิ	ซื้อ	ขาย	สุทธิ	ปริมาณ	สถานะคงค้าง
Q2/2023	1,449,629	1,518,044	-68,415	656,200	657,517	-1,317	1,707,443	1,637,711	69,732	3,813,272	506,929
Q1/2023	5,866,721	5,973,951	-107,230	2,457,702	2,420,101	37,601	6,689,756	6,620,127	69,629	15,014,179	435,301
Q4/2022	5,773,579	5,666,820	106,759	2,433,982	2,462,801	-28,819	5,991,792	6,069,732	-77,940	14,199,353	563,223
Q3/2022	6,188,060	6,186,241	1,819	2,707,073	2,714,363	-7,290	6,950,031	6,944,560	5,471	15,845,164	495,136

Source : SET Smart

Metal Futures

หลักทรัพย์	เปิด	สูงสุด	ต่ำสุด	ปิด	เฉลี่ย	ราคาที่ใช้ชำระ ราคา	เปลี่ยนแปลง	ปริมาณ (สัญญา)	สถานะคงค้าง (สัญญา)
GF10M23	32,250	32,410	32,200	32,360	32,321	32,350.00	100	2882	5,485
GFM23	32,300	32,390	32,290	32,310	32,321	32,280.00	30	53	218
GOM23	2,003	2,015	1,996	2,005	2,005	2,004.80	1.7	30834	23,999
SVFM23	25	25	25	25	25	24.91	-0.09	198	816
GF10Q23	32,350	32,500	32,300	32,440	32,418	32,440.00	100	760	2,426
GFQ23	32,430.00	32,490.00	32,430.00	32,470.00	32,460.00	32,470.00	120	29	129
GOU23	2,033	2,044	2,026	2,035	2,035	2,034.70	2.1	8617	5,598
SVFU23	26	26	25	25	25	25.26	-0.16	35	217
GF10V23	32,410	32,590	32,400	32,530	32,498	32,530.00	110	128	155
GFV23	32,460.00	32,500.00	32,460.00	32,470.00	32,480.00	32,480.00	30	5	5

Source : SET Smart

Single Stock Futures

blssk	เปิด	สูงสุด	ต่ำสุด	ปิด	เฉลี่ย	ราคาที่ใช้ชำระ ราคา	เปลี่ยนแปลง	ปริมาณ (สัญญา)	สถานะคงค้าง (สัญญา)
AAVM23	2.71	2.71	2.65	2.65	2.66	2.65	-0.05	2,096	65,806
ADVANCM23	213.16	214.50	213.15	214.50	213.44	214.50	-0.05	14	3,230
AEONTSM23	191.05	191.05	187.05	188.30	188.62	188.30	-5.36	7	215
AMATAM23	23	23.08	22.98	22.98	23.02	22.98	0.2	403	589
AOTM23	73.3	73.30	72.88	73.10	73.04	73.10	0.3	597	2,090
APM23	11.7	11.70	11.65	11.65	11.69	11.65	-0.31	35	4,032
AWCM23	5.19	5.30	5.19	5.30	5.21	5.30	0.04	1,023	8,704
BAM23	13.5	13.50	13.27	13.27	13.40	13.27	0.01	10	1,097
BAMM23	12.7	12.75	12.26	12.40	12.44	12.40	-0.32	992	13,330
BANPUM23	9.08	9.08	8.97	9.07	9.04	9.07	-0.07	365	48,352
BAYM23	28.99	28.99	28.99	28.99	28.99	28.99	-0.2	1	613
BBLM23	157.2	158.43	157.2	157.97	157.49	157.97	0.77	101	2,064
BCHM23	21.05	21.05	19.16	19.98	20.20	19.95	-1.45	991	9,363
BCPGM23	-	-	-	-	-	9.57	-0.21	-	6,577
BCPM23	30	30.00	29.5	29.51	29.66	29.52	-0.48	403	5,823
BDM23	-	-	-	-	-	29.24	-0.01	100	1,506
BEAUTYM23	1.16	1.19	1.13	1.15	1.14	1.16	-0.01	1,753	44,920
BECM23	7.75	7.76	7.54	7.76	7.63	7.60	-0.17	130	21,743
BEMM23	8.86	8.90	8.55	8.63	8.73	8.63	-0.23	782	12,328
BGRIMM23	38.75	38.75	37.7	38.00	38.40	38.37	-0.37	28	4,085
BHM23	235.5	238.00	235	237.00	236.27	237.00	-	184	837
BJCM23	38.12	38.37	38.12	38.35	38.31	38.35	-0.21	506	1,303
BLAM23	27.72	27.72	27.72	27.72	27.72	27.95	0.37	365	8,212
BLANDM23	0.94	0.95	0.92	0.94	0.93	0.93	-0.02	82	79,102
BPPM23	-	-	-	-	-	13.43	-0.09	120	1,489
BTSM23	7.73	7.89	7.73	7.89	7.79	7.89	0.29	1,035	10,242
CBGM23	72.89	73.34	71	71.79	71.73	71.79	-0.1	590	4,448
CENTELM23	55.17	55.50	55.17	55.25	55.32	55.25	0.56	136	1,365
CHGM23	3.5	3.53	3.48	3.49	3.49	3.49	-0.02	13	3,335
CKM23	21.15	21.15	20.91	20.91	21.05	20.91	-0.19	3	538
CKPM23	3.79	3.79	3.77	3.77	3.79	3.77	-0.02	56	28,308
COM7M23	25.1	25.58	24.04	24.30	24.41	24.30	-0.95	3,754	4,770
CPALLM23	64.2	64.70	64.2	64.50	64.46	64.45	0.68	435	2,576
CPFM23	20.04	20.44	20.04	20.31	20.34	20.31	0.11	2,641	22,747
CPNM23	-	-	-	-	-	68.51	0.49	180	535
CRCM23	-	-	-	-	-	44.80	0.8	200	1,666
DELTAM23X	73.4	76.80	72.45	76.29	74.92	76.29	3.34	341	1,295
DTACM23X	-	-	-	-	-	8.12	0.15	-	182
EAM23	68.9	68.91	66.2	66.60	66.90	66.60	-1.2	339	21,966
EASTWM23	-	-	-	-	-	4.94	-	-	10
EGCOM23	155.86	155.90	153	155.90	154.55	155.86	-0.02	65	614
EPGM23	7.53	7.53	7.53	7.53	7.53	7.53	0.06	1	3,502
ERWM23	-	-	-	-	-	4.89	-0.01	-	2,689
ESSOM23	-	-	-	-	-	8.25	-0.23	-	12,640
GFPTM23	-	-	-	-	-	10.40	-0.3	-	3,895
GLOBALM23X	-	-	-	-	-	17.11	-	100	2,447
GPSCM23	64.6	65.35	64.2	64.20	64.65	64.20	0.05	645	4,845
GULFM23	50.8	51.19	50.8	51.08	51.06	51.08	0.38	1,062	13,322
GUNKULM23	3.82	3.82	3.66	3.69	3.70	3.69	-0.09	9,041	129,837
HANAM23	41.45	42.00	41.18	41.40	41.55	41.40	-0.1	124	1,036
HMPROM23	14.1	14.10	14.05	14.05	14.06	14.05	-	526	6,018
ICHIM23	11.54	11.54	11.09	11.21	11.29	11.21	-0.78	6,995	6,531
INTUCHM23X	75.55	75.55	75.55	75.55	75.55	75.55	0.45	81	119
IRPCM23	2.4	2.40	2.37	2.40	2.39	2.40	0.02	8	27,319
ITDM23	1.41	1.42	1.36	1.38	1.38	1.38	-0.03	140	17,844
IVLM23	33.1	33.65	33.1	33.65	33.33	33.65	0.15	1,178	10,356
JASM23	1.84	1.86	1.78	1.86	1.80	1.86	0.01	157	69,362

blssk	เปิด	สูงสุด	ต่ำสุด	ปิด	เฉลี่ย	ราคาที่ใช้ชำระ ราคา	เปลี่ยนแปลง	ปริมาณ (สัญญา)	สถานะคงค้าง (สัญญา)
JMTM23	39	39.51	36.5	38.20	37.79	38.20	-1.05	430	5,478
KBANKM23	125.5	128.40	125.5	128.20	126.93	128.15	2.95	873	8,525
KCEM23	38.65	38.65	37.51	38.64	38.05	38.64	-0.06	132	5,276
KEXM23	12.2	12.20	11.43	11.53	11.62	11.52	-0.95	506	3,208
KKPM23	59.59	60.99	59.2	60.99	59.52	60.49	-0.51	101	2,547
KTBM23	17.9	18.05	17.84	18.05	17.91	18.05	0.14	5,391	12,940
KTCM23	52.25	52.25	51.25	52.25	51.95	52.25	0.13	122	988
LHM23	9.38	9.38	9.32	9.32	9.35	9.32	-0.41	4	819
LPNM23	4.52	4.52	4.5	4.50	4.51	4.50	-0.06	78	3,070
MAJORM23	16.28	16.28	15.7	15.70	16.09	15.70	-0.51	30	4,005
MBKM23	-	-	-	-	-	14.62	0.3	-	950
MEGAM23	41	41.00	41	41.00	41.00	41.00	0.2	101	809
MINTM23	31.9	32.21	31.85	32.00	31.94	32.00	0.6	414	2,494
MM23	48.05	48.90	48.05	48.90	48.48	48.60	-0.2	2	997
MTCM23	34.34	34.34	33.5	34.00	33.94	34.00	-0.34	105	6,392
ORIM23	-	-	-	-	-	11.72	0.39	-	4,615
ORM23	22.32	22.32	22.2	22.20	22.26	22.20	-0.11	202	3,675
OSPM23	28.37	28.45	28.37	28.45	28.44	28.45	-0.63	107	2,043
PLANBM23	8.1	8.10	8.1	8.10	8.10	8.10	0.1	1	17,027
PRMM23	6.02	6.02	5.97	5.97	6.00	5.97	-0.07	3	3,812
PSHM23	-	-	-	-	-	12.38	0.11	-	353
PSLM23	12.3	12.30	11.94	11.94	12.07	11.94	-0.4	64	3,873
PTGM23	13.7	13.75	13.7	13.70	13.74	13.70	0.13	507	14,987
PTTEPM23	148.9	150.00	148.4	149.00	149.58	149.00	0.16	379	3,994
PTTGCM23	41.8	41.80	41.25	41.40	41.43	41.40	-0.2	186	4,160
PTTM23	31.23	31.30	31.21	31.30	31.25	31.30	0.19	334	7,690
QHM23	2.34	2.34	2.34	2.34	2.34	2.38	0.03	151	2,116
RATCHM23	37.45	37.46	37.25	37.25	37.43	37.26	-0.61	107	1,420
RSM23X	-	-	-	-	-	14.44	-0.2	-	24,179
SAMARTM23	3.96	3.96	3.92	3.92	3.93	4.00	0.07	27	6,643
SAWADM23	54	54.60	53	54.60	53.89	54.60	0.97	1,334	6,308
SCBM23	103	103.00	102.5	102.78	102.60	102.78	-0.69	718	4,053
SCCM23	314.21	315.00	313.6	315.00	314.35	315.00	1.5	37	2,051
SCGPM23	44.3	44.30	43.55	44.24	44.07	44.24	0.34	190	3,995
SGPM23	-	-	-	-	-	8.71	-	-	202
SIRIM23	1.89	1.89	1.86	1.88	1.88	1.88	-	8,067	12,000
SM23	-	-	-	-	-	1.61	-0.01	-	22,114
SPALIM23	21.15	21.15	21.15	21.15	21.15	21.15	-0.05	101	2,765
SPCGM23	-	-	-	-	-	12.80	0.2	-	2
SPRCM23	9.8	9.84	9.77	9.84	9.82	9.84	0.3	60	1,009
STAM23	19.7	19.77	19.42	19.42	19.62	19.42	-0.51	317	1,508
STECM23	11.6	11.60	11.5	11.55	11.57	11.57	-	206	8,202
STGTM23	9.31	9.31	9.16	9.16	9.23	9.16	0.06	202	3,475
STPIM23	3.86	3.86	3.86	3.86	3.86	3.86	-0.22	1,005	19,937
SUPERM23	-	-	-	-	-	0.59	-0.03	3,000	43,433
TASCOM23	-	-	-	-	-	19.96	-0.14	100	2,484
TCAPM23	-	-	-	-	-	43.38	0.52	-	15
THAIM23	-	-	-	-	-	3.36	-	-	-
THANIM23	-	-	-	-	-	3.54	-0.08	-	2,522
THCOMM23	12.07	12.07	12.07	12.07	12.07	12.10	-0.08	1	1,218
THGM23	-	-	-	-	-	67.30	0.25	-	28
TISCOM23	90.3	90.30	90.3	90.30	90.30	90.30	1.08	21	252
TKNM23	9.09	9.09	8.66	8.83	8.99	8.83	-0.5	510	14,691
TOAM23	-	-	-	-	-	29.00	-0.26	-	204
TOPM23	46.9	47.40	46.9	47.40	47.27	47.38	0.48	11	1,298
TPIPLM23	-	-	-	-	-	1.49	-	-	2,244
TPIPPM23	-	-	-	-	-	3.25	-0.04	500	4,167
TQMM23	-	-	-	-	-	25.13	-0.46	-	4,470

blssk	เปิด	สูงสุด	ต่ำสุด	ปิด	เฉลี่ย	ราคาที่ใช้ชำระ ราคา	เปลี่ยนแปลง	ปริมาณ (สัญญา)	สถานะคงค้าง (สัญญา)
TRUEEM23X	-	-	-	-	-	8.12	0.15	-	209
TRUEM23	7.98	8.04	7.98	8.04	8.03	8.04	0.11	4,513	18,630
TTAM23	7.2	7.20	7.05	7.05	7.14	7.05	-0.15	48	1,855
TTBM23	1.45	1.47	1.44	1.46	1.45	1.45	-	5,057	32,432
TTCLM23	4	4.02	4	4.00	4.00	4.00	-0.08	27	2,779
TTWM23	-	-	-	-	-	8.58	0.01	-	401
TUM23	-	-	-	-	-	13.61	-0.27	100	18,457
TVOM23X	-	-	-	-	-	26.16	0.01	-	300
UNIQM23	3.6	3.62	3.6	3.62	3.61	3.62	-0.05	12	6,587
VGIM23	3.32	3.32	3.31	3.31	3.31	3.31	-0.03	4	6,076
VNGM23	4.68	4.68	4.68	4.68	4.68	4.68	-0.08	2	8,600
WHAM23	4.29	4.32	4.29	4.32	4.30	4.32	0.03	520	12,821
Total								79,954	1,203,942

Source : SET Smart

BUALUANG SECURITIES PUBLIC COMPANY LIMITED (BLS) is a subsidiary of BANGKOK BANK PUBLIC COMPANY LIMITED (BBL). This document is produced based upon sources believed to be reliable but their accuracy, completeness or correctness is not guaranteed. The statements or expressions of opinion herein were arrived at after due and careful consideration to use as information for investment. Expressions of opinion contained herein are subject to change without notice. This document is not, and should not be construed as, an offer or the solicitation of an offer to buy or sell any securities. The use of any information shall be at the sole discretion and risk of the user.

BUALUANG SECURITIES PUBLIC COMPANY LIMITED MAY BE IN RELATIONSHIP WITH THE SECURITIES IN THIS REPORT. "Opinions, projections and other information contained in this report are based upon sources believed to be accurate including the draft prospectus, but no responsibility is accepted for any loss occasioned by reliance placed upon the contents hereof. Bualuang Securities Public Company Limited may from time to time perform investment, advisory or other services for companies mentioned in this report, as well as dealing (as principal or otherwise) in, or otherwise being interested in, any securities mentioned herein, This report does not constitute a solicitation to buy or sell any securities". Investors should carefully read details in the prospectus before making investment decision.






BUALUANG SECURITIES PUBLIC COMPANY LIMITED MAY ACT AS MARKET MAKER AND ISSUER OF DWs, AND ISSUER OF STRUCTURED NOTES ON THESE SECURITIES. The company may prepare the research reports on those underlying securities. Investors should carefully read the details of the derivative warrants and structured notes in the prospectus before making investment decisions.

ADVANC	AMATA	AOT	BDMS	BH	CBG	CENTEL	CPALL	GLOBAL	GPSC	IRPC	KBANK	KCE	KTC	MINT
PTG	PTT	PTTEP	PTTGC	SCB	SPRC	TOP	WHA	ESSO	STA	BGRIM	GULF	MTC	AWC	CRC
CPF	CPN	HANA	HMPRO	IVL	OSP	SAWAD	BANPU	BCH	BTS	SCC	TISCO	TU	INTUCH	RATCH
VGI	SCGP	COM7	DOHOME	JMT	CHG	TTB	BAM	BCP	AP	KTB	KKP	OR	BEM	GUNKUL
EA	SPALI	RBF	STGT	JMART	BEC	BLA	KEX	RCL	SINGER	STARK	TIDLOR	FORTH	TIPH	AAV
DELTA	BCPG	SABUY	THG	CKP	TRUE	PSL	SIRI							

BUALUANG SECURITIES PUBLIC COMPANY LIMITED IS OR MAY BE AN UNDERWRITER/CO-UNDERWRITER/JOINT LEAD IN RESPECT OF THE INITIAL PUBLIC OFFERING (IPO) OF SECURITIES.

Financial Advisor	Lead underwriter/ Underwriter/ Co-underwriter
	MGC

CG Rating

Score Range	Score Range	Description
90 – 100		Excellent
80 – 89		Very Good
70 – 79		Good
60 – 69		Satisfactory
50 – 00359		Pass
Less than 50	No logo given	-

Thailand's Private Sector Collective Action Coalition Against Corruption programme (Thai CAC) under Thai Institute of Directors

- companies that have **declared** their intention to join CAC, and
- companies **certified** by CAC.

CORPORATE GOVERNANCE REPORT DISCLAIMER

This research report was prepared by Bualuang Securities Public Company Limited and refers to research prepared by Morgan Stanley. Morgan Stanley does not warrant or guarantee the accuracy or completeness of its research reports. Morgan Stanley reserves copyright and other proprietary rights in the material reproduced in this report. Morgan Stanley is under no obligation to inform Bualuang Securities or you if the views or information referred to or reproduced in this research report change.

Corporate Governance Report disclaimer

The disclosure of the survey result of the Thai Institute of Directors Association (IOD) regarding corporate governance is made pursuant to the policy of the Office of the Securities and Exchange Commission. The IOD survey is based on the information of a company listed on the Stock Exchange of Thailand and the Market for Alternative Investment disclosed to the public and able to be accessed by a general public investor. The result, therefore, is from the perspective of a third party. It is not an evaluation of operation and is not based on inside information.

The survey result is as of the date appearing in the Corporate Governance Report of Thai Listed Companies. As a result, the survey result may be changed after that date. Bualuang Securities Public Company Limited neither confirms nor certifies the accuracy of such survey results.

“Disclaimer: The disclosure of the Anti-Corruption Progress Indicators of a listed company on the Stock Exchange of Thailand, which is assessed by the relevant institution as disclosed by the Office of the Securities and Exchange Commission, is made in order to comply with the policy and sustainable development plan for the listed companies. The relevant institution made this assessment based on the information received from the listed company, as stipulated in the form for the assessment of Anti-corruption which refers to the Annual Registration Statement (Form 56-1), Annual Report (Form 56-2), or other relevant documents or reports of such listed company. The assessment result is therefore made from the perspective of a third party. It is not an assessment of operation and is not based on any inside information. Since this assessment is only the assessment result as of the date appearing in the assessment result, it may be changed after that date or when there is any change to the relevant information. Nevertheless, Bualuang Securities Public Company Limited neither confirms, verifies, nor certifies the accuracy and completeness of the assessment result.”

BUALUANG RESEARCH – RECOMMENDATION FRAMEWORK

STOCK RECOMMENDATIONS

BUY: Expected positive total returns of 15% or more over the next 12 months.

HOLD: Expected total returns of between -15% and +15% over the next 12 months.

SELL: Expected negative total returns of 15% or more over the next 12 months.

TRADING BUY: Expected positive total returns of 15% or more over the next 3 months.

SECTOR RECOMMENDATIONS

OVERWEIGHT: The industry, as defined by the analyst's coverage universe, is expected to outperform the relevant primary market index over the next 12 months.

NEUTRAL: The industry, as defined by the analyst's coverage universe, is expected to perform in line with the relevant primary market index over the next 12 months.

UNDERWEIGHT: The industry, as defined by the analyst's coverage universe, is expected to underperform the relevant primary market index over the next 12 months.

IMPORTANT DISCLOSURES FOR U.S. PERSONS

This research report was prepared by Bualuang Securities Public Company Limited (“BLS”). BLS is not a registered broker-dealer in the United States and, therefore, is not subject to U.S. rules regarding the preparation of research reports and the independence of research analysts. This research report is provided for distribution to “major U.S. institutional investors” in reliance on the exemption from registration provided by Rule 15a-6 of the U.S. Securities Exchange Act of 1934, as amended (the “Exchange Act”).

Under no circumstances should any recipient of this research report effect any transaction to buy or sell securities or related financial instruments through BLS. Rosenblatt Securities Inc. accepts responsibility for the contents of this research report, subject to the terms set out below, to the extent that it is delivered to a U.S. person other than a major U.S. institutional investor.

The analyst whose name appears in this research report is not registered or qualified as a research analyst with the Financial Industry Regulatory Authority (“FINRA”) and may not be an associated person of Rosenblatt Securities Inc. and, therefore, may not be subject to applicable restrictions under FINRA Rules on communications with a subject company, public appearances and trading securities held by a research analyst account.

Additional Disclosures

This research report is for distribution only under such circumstances as may be permitted by applicable law. This research report has no regard to the specific investment objectives, financial situation or particular needs of any specific recipient, even if sent only to a single recipient. This research report is not guaranteed to be a complete statement or summary of any securities, markets, reports or developments referred to in this research report. Neither BLS nor any of its directors, officers, employees or agents shall have any liability, however arising, for any error, inaccuracy or incompleteness of fact or opinion in this research report or lack of care in this research report’s preparation or publication, or any losses or damages which may arise from the use of this research report.

BLS may rely on information barriers, such as “Chinese Walls” to control the flow of information within the areas, units, divisions, groups, or affiliates of BLS.

Investing in any non-U.S. securities or related financial instruments (including ADRs) discussed in this research report may present certain risks. The securities of non-U.S. issuers may not be registered with, or be subject to the regulations of, the U.S. Securities and Exchange Commission. Information on such non-U.S. securities or related financial instruments may be limited. Foreign companies may not be subject to audit and reporting standards and regulatory requirements comparable to those in effect within the United States.

The value of any investment or income from any securities or related financial instruments discussed in this research report denominated in a currency other than U.S. dollars is subject to exchange rate fluctuations that may have a positive or adverse effect on the value of or income from such securities or related financial instruments.

Past performance is not necessarily a guide to future performance and no representation or warranty, express or implied, is made by BLS with respect to future performance. Income from investments may fluctuate. The price or value of the investments to which this research report relates, either directly or indirectly, may fall or rise against the interest of investors. Any recommendation or opinion contained in this research report may become outdated as a consequence of changes in the environment in which the issuer of the securities under analysis operates, in addition to changes in the estimates and forecasts, assumptions and valuation methodology used herein.

No part of the content of this research report may be copied, forwarded or duplicated in any form or by any means without the prior consent of BLS and BLS accepts no liability whatsoever for the actions of third parties in this respect.