

SET

ดัชนีราคาหุ้นตลาดหลักทรัพย์แห่งประเทศไทย

Resistance 1,520 / 1,525

Support 1,500 / 1,495

Adjust Stop 1,502.50 (Risk 0.85%)

Trailing Stop 1,494.57 (Risk 1.37%)

Base Stop 1,461.61 (Risk 3.54%)

Major Base Stop

- 1,461.61 (Risk 3.54%, 29/06/2023)

Highest Price at this Cycle

- 1,520.02 (Discount 0.31%, 04/07/2023)

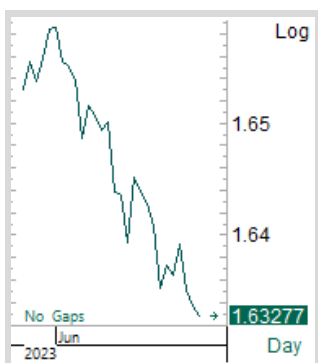
Short-term Trend - Up

Long-term Trend - Down

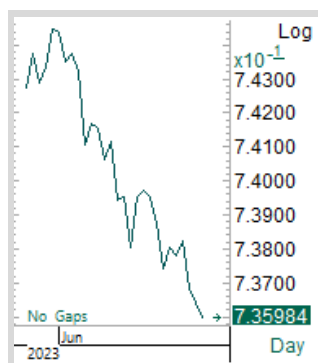


ระมัดระวังเพียงแรงขายทำกำไร

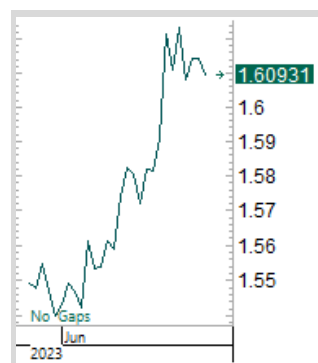
แนวโน้มใหญ่ยังเป็นขาลง แต่แรงซื้อพยายามรีบาวด์ได้ดี เตรียมเข้าปะทะโซนแนวต้าน 2/3 ของระยะที่ย่อตัวลงมา บริเวณ 1,525 - 1,530 จุด เลือกลงเทรดเชิงเก็งกำไรรีบาวด์ หรือเก็บสะสมเชิงพื้นฐาน สังเกตติดตามในช่วงระหว่างการเปิดเทรด รอเลือกหุ้นเลือกกลุ่มที่แข็งแกร่งกว่าตลาด ณ เวลานั้น (Realtime Scan) จะมีความได้เปรียบ ในช่วงเวลาที่มีความผันผวนมาก ควรปฏิบัติตามระเบียบวินัยการลงทุนอย่างเข้มงวดเช่นเคย



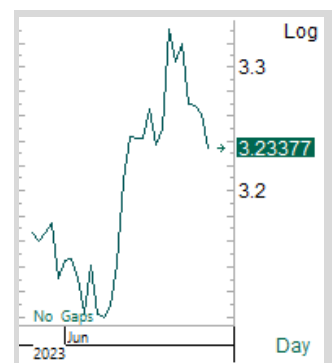
SET/SET50



SET/SET100

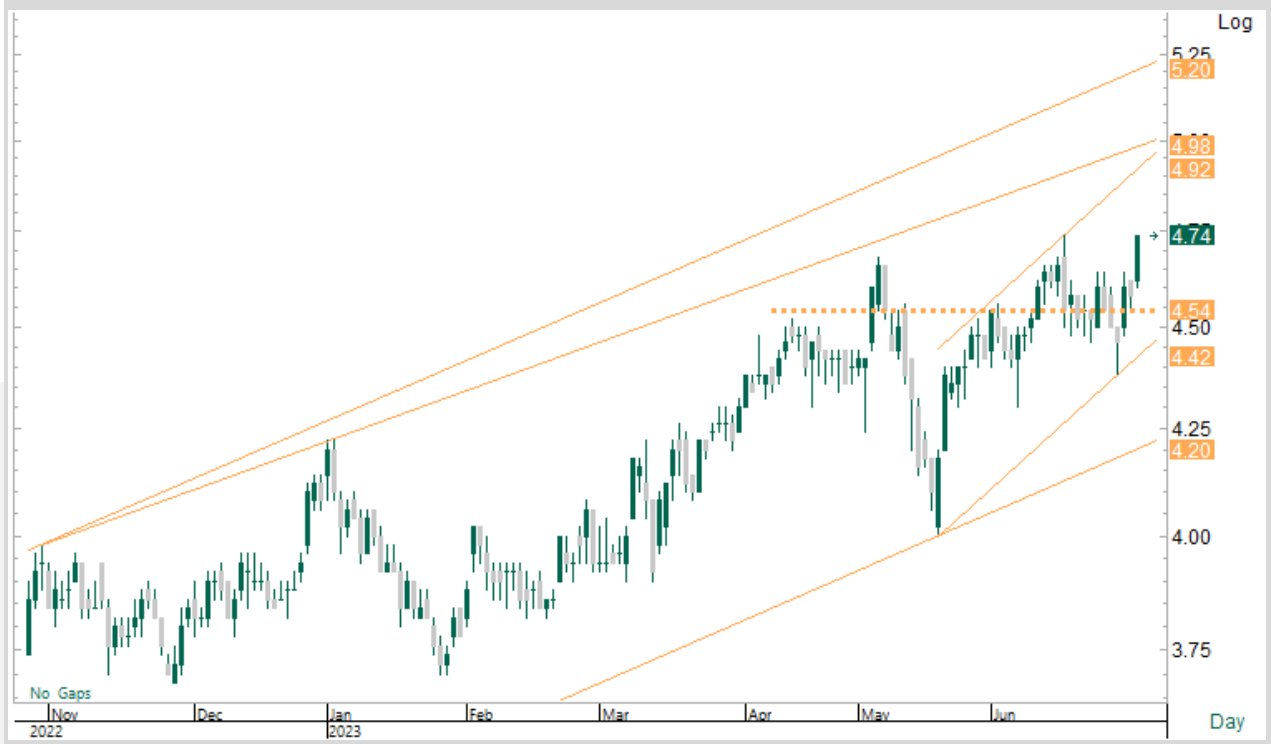


SET/SSET



SET/MAI

* การลงทุนมีความเสี่ยง ผู้ลงทุนควรศึกษาข้อมูลให้รอบคอบก่อนตัดสินใจลงทุน



WHA, SET50 - PROP

บริษัท ดับบลิวเอชเอ คอร์ปอเรชั่น จำกัด (มหาชน)

Resistance 4.78 / 4.82

Support 4.70 / 4.66

Adjust Stop 4.60 (Risk 2.95%)

Trailing Stop 4.54 (Risk 4.22%)

Base Stop 4.38 (Risk 7.59%)

Major Base Stop

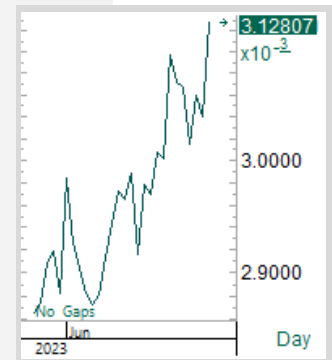
- 4.00 (Risk 15.61%, 22/05/2023)

Highest Price at this Cycle

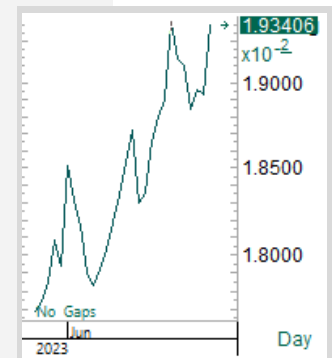
- 4.74 (Discount 0.00%, 19/06/2023)

Short-term Trend - Up

Long-term Trend - Up



WHA/SET



WHA/PROP

* การลงทุนมีความเสี่ยง ผู้ลงทุนควรศึกษาข้อมูลให้รอบคอบก่อนตัดสินใจลงทุน



WICE, SET - TRANS

บริษัท ไวส์ โลจิสติกส์ จำกัด (มหาชน)

Resistance 8.80 / 8.90

Support 8.60 / 8.50

Adjust Stop 8.25 (Risk 5.17%)

Trailing Stop 8.15 (Risk 6.32%)

Base Stop 7.85 (Risk 9.77%)

Major Base Stop

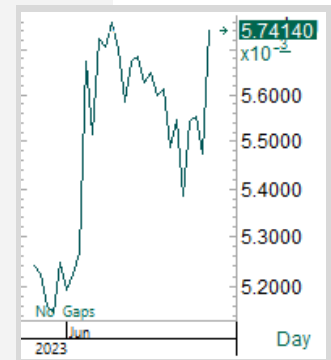
- 7.55 (Risk 13.22%, 22/05/2023)

Highest Price at this Cycle

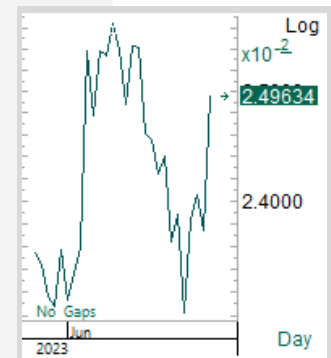
- 9.05 (Discount 4.02%, 15/06/2023)

Short-term Trend - 1st Up

Long-term Trend - Down



WICE/SET



WICE/TRANS

* การลงทุนมีความเสี่ยง ผู้ลงทุนควรศึกษาข้อมูลให้รอบคอบก่อนตัดสินใจลงทุน

No.	Name	Last	Change	%	Momentum	Pi Volatility Day			SMA20 Value		
						Start/Stop	Point	Trend	('000 Baht)	Pi Score	Position
1	BANK	395.01	4.33	1.11	UP	START	395.73	UP	5,851,522.15	62.00	1
2	SET50	928.06	5.66	0.61	UP	START	937.61	DOWN	28,920,458.45	61.35	-1
3	SET100	2,058.89	12.66	0.62	UP	START	2,078.73	DOWN	34,116,459.20	59.21	0
4	PROF	401.84	0.51	0.13	UP	START	427.24	UP	174,791.05	55.35	0
5	TRANS	348.51	1.03	0.30	UP	START	353.53	DOWN	2,033,016.05	54.61	0
6	FASHION	683.25	20.78	3.14	UP	STOP	641.14	DOWN	115,553.30	52.89	8
7	ENERG	21,417.48	35.91	0.17	UP	STOP	20,289.59	DOWN	7,661,520.00	52.10	-1
8	ETRON	11,375.85	102.05	0.91	UP	START	12,659.48	UP	2,426,378.50	51.35	1
9	PETRO	849.76	5.61	0.66	UP	START	865.83	DOWN	1,106,714.75	51.02	1
10	CONMAT	8,467.51	- 2.79	- 0.03	UP	START	8,720.59	DOWN	791,760.60	50.46	-2
11	TOURISM	638.40	- 3.61	- 0.56	UP	START	657.00	DOWN	752,654.95	49.62	-4
12	PROP	245.08	3.10	1.28	UP	START	247.38	DOWN	2,298,746.30	49.26	3
13	ICT	154.48	1.38	0.90	UP	START	157.36	DOWN	2,995,330.85	48.28	0
14	COMM	35,127.95	470.19	1.36	UP	START	35,547.17	DOWN	3,719,559.30	47.29	3
15	HELTH	6,832.29	- 21.35	- 0.31	UP	START	7,103.13	DOWN	2,128,196.75	46.62	-4
16	PAPER	3,150.71	-	-	UP	START	3,211.39	DOWN	3,723.75	45.78	0
17	PFNREIT	140.08	- 1.17	- 0.83	UP	START	143.69	DOWN	176,391.55	44.59	-5
18	FIN	3,774.01	46.84	1.26	UP	START	3,840.84	DOWN	2,828,627.70	43.67	4
19	AGRI	199.36	3.99	2.04	UP	START	204.25	DOWN	205,411.55	42.76	7
20	HOME	22.18	0.07	0.32	UP	START	22.99	DOWN	17,451.30	42.38	1
21	AUTO	478.06	- 5.66	- 1.17	DOWN	START	502.39	DOWN	478,869.95	41.82	-3
22	INSUR	10,529.04	- 113.95	- 1.07	DOWN	START	11,234.67	DOWN	374,361.50	41.61	-3
23	FOOD	11,110.38	- 20.68	- 0.19	DOWN	START	11,447.82	DOWN	2,820,632.45	41.51	-3
24	MAI	468.59	6.64	1.44	UP	START	471.48	DOWN	3,006,067.20	41.45	1
25	SSET	941.59	8.15	0.87	UP	START	946.79	DOWN	2,207,942.35	41.16	-2
26	IMM	29.27	0.54	1.88	UP	START	29.56	DOWN	11,516.60	40.54	3
27	STEEL	29.99	0.61	2.08	UP	START	30.22	DOWN	14,185.70	40.23	4
28	CONS	54.11	0.64	1.20	UP	START	54.13	DOWN	252,533.65	39.48	-1
29	MEDIA	37.29	0.44	1.19	UP	START	38.63	DOWN	399,311.90	39.23	-1
30	PKG	3,837.18	6.74	0.18	UP	START	4,036.09	DOWN	390,358.35	39.05	-6
31	PERSON	93.98	2.06	2.24	UP	START	98.81	DOWN	181,415.65	38.98	-1

Bull Gauge

02

Most 5 Aggressive Bulls

1. FASHION
2. AGRI - STA
3. FIN - XPG CHAYO BYD HENG
4. STEEL
5. PROP - NUSA AMATA WHA

Bear Gauge

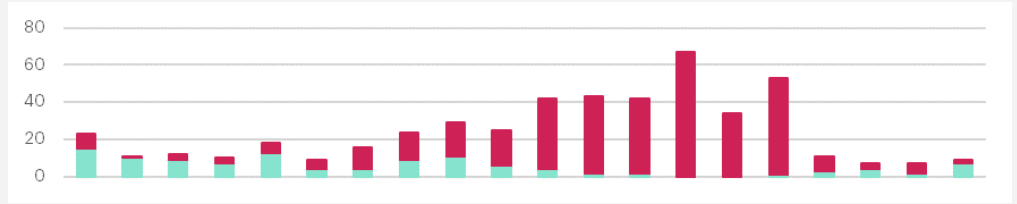
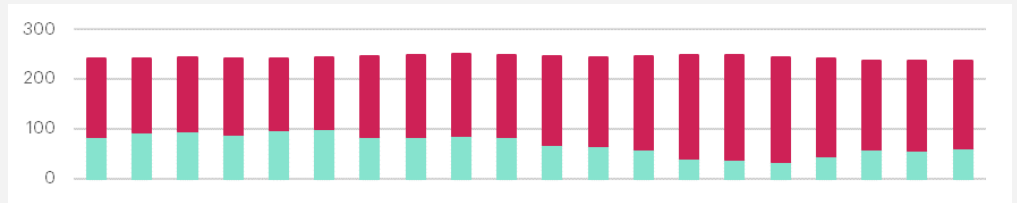
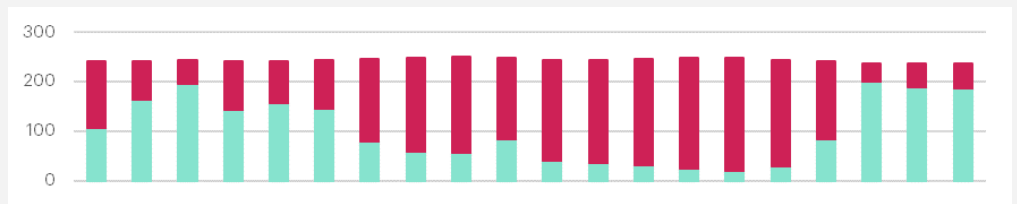
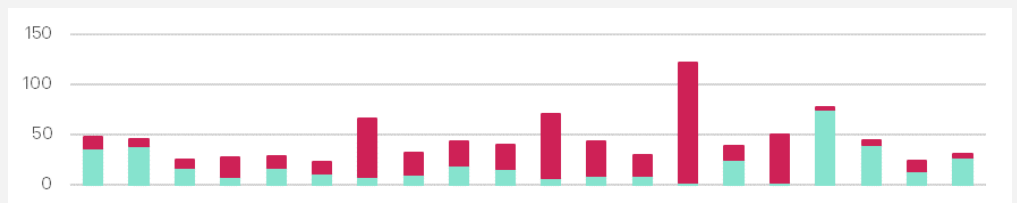
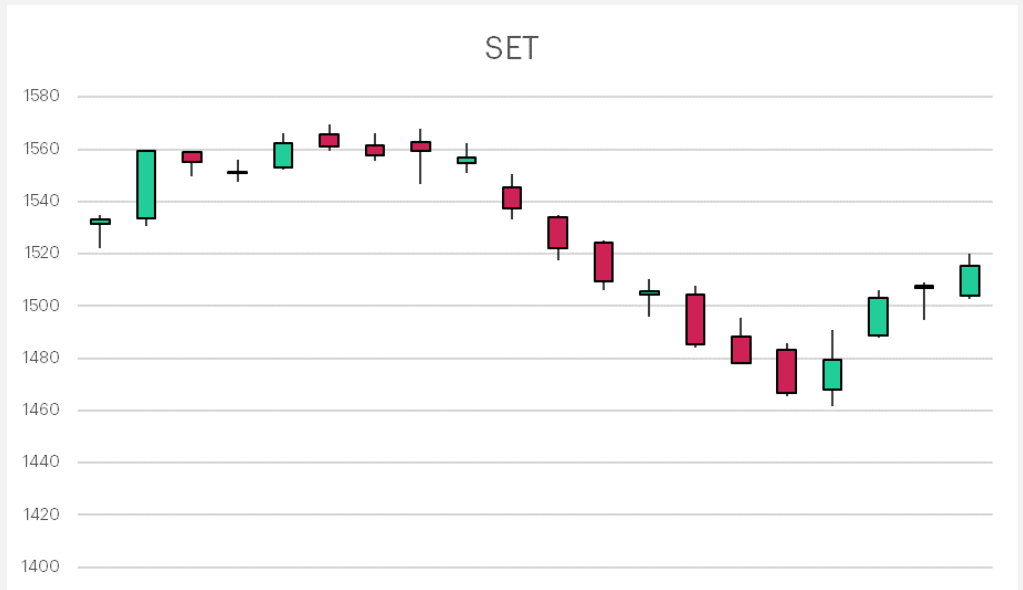
29

Most 5 Aggressive Bears

1. PKG
2. PFNREIT
3. HELTH
4. TOURISM
5. FOOD - ITC

* การลงทุนมีความเสี่ยง ผู้ลงทุนควรศึกษาข้อมูลหรือขอคำปรึกษาจากที่ปรึกษาการลงทุน

Pi Meter Monitoring System



90%
3% Meter
จำนวนสัดส่วน 3% : -3% [27 : 03]

78.8%
Heikin-Ashi Meter
จำนวนสัดส่วน Up : Down [186 : 50]

26.3%
EMA75 Meter
จำนวนสัดส่วน Up : Down [62 : 174]

77.8%
New High / New Low Meter
จำนวนสัดส่วน NH : NL [7 : 2]

* การลงทุนมีความเสี่ยง ผู้ลงทุนควรศึกษาข้อมูลให้รอบคอบก่อนตัดสินใจลงทุน

pi Technical Daily

05 July 2023

Class C		Pi Volatility Day							SMA20 Value			H-Ashi	EMA75	N-High
No.	Name	Last	Change	%	Momentum	Start/Stop	Point	Trend	('000 Baht)	Pi Score	Position			
1	WHA	4.74	0.16	3.49	UP	STOP	4.32	UP	321,466.45	61.81	15			
2	SAPPE	84.25	3.50	4.33	UP	START	86.73	UP	83,053.15	61.67	10			
3	SCB	109.50	2.00	1.86	UP	STOP	103.42	UP	1,064,451.95	63.35	7			
4	SFLEX	4.30	0.10	2.38	UP	STOP	3.71	UP	34,143.20	62.25	6			
5	MOSHI	54.50	1.25	2.35	UP	STOP	46.70	UP	89,766.75	62.32	4			
6	SPA	12.00	0.20	1.69	UP	STOP	11.00	UP	27,180.50	61.01	2			
7	KAMART	13.00	0.20	1.56	UP	STOP	11.07	UP	109,450.00	60.15	2			
8	XO	24.00	0.40	1.69	UP	STOP	20.17	UP	118,764.05	68.18	0			
9	PTT	33.75	-	-	UP	STOP	31.62	UP	1,386,495.50	64.89	0			
10	BCP	36.25	-	-	UP	STOP	33.37	UP	251,441.90	62.25	0			
11	KTB	19.50	0.10	0.52	UP	STOP	18.63	UP	707,862.75	61.75	-1			
12	OISHI	59.00	0.25	0.43	UP	STOP	58.22	UP	20,745.75	60.89	-4			
13	BA	15.70	-0.10	-0.63	UP	STOP	14.71	UP	55,270.50	61.01	-5			

Class D		Pi Volatility Day							SMA20 Value			H-Ashi	EMA75	N-High
No.	Name	Last	Change	%	Momentum	Start/Stop	Point	Trend	('000 Baht)	Pi Score	Position			
14	XPG	1.04	0.06	6.12	UP	START	1.06	DOWN	13,392.30	51.08	60			
15	WICE	8.70	0.45	5.45	UP	START	8.90	DOWN	11,899.75	50.21	59			
16	AMATA	22.70	0.80	3.65	UP	START	23.09	UP	116,834.20	55.81	45			
17	BBIK	114.50	5.50	5.05	UP	START	115.08	UP	48,351.65	55.68	39			
18	TIDLOR	24.00	0.60	2.56	UP	START	25.43	DOWN	543,223.45	50.58	26			
19	ESSO	8.90	0.10	1.14	UP	STOP	8.50	DOWN	58,801.30	53.59	20			
20	CPN	66.75	1.25	1.91	UP	START	67.03	DOWN	511,045.80	51.53	20			
21	ILM	21.60	0.40	1.89	DOWN	START	22.63	UP	16,001.60	54.42	19			
22	CPALL	63.75	1.00	1.59	UP	START	63.89	UP	1,224,096.00	55.66	18			
23	KBANK	133.50	2.00	1.52	UP	START	133.54	UP	1,527,995.75	56.01	17			
24	TTB	1.57	0.03	1.95	UP	START	1.63	UP	810,174.00	55.72	16			
25	AP	11.60	0.20	1.75	UP	STOP	10.86	DOWN	118,160.25	52.43	16			
26	NRF	5.50	0.10	1.85	UP	STOP	4.86	DOWN	13,308.30	52.23	16			
27	APCO	6.20	0.25	4.20	UP	START	6.99	UP	15,659.20	57.29	15			
28	OR	21.30	0.20	0.95	UP	STOP	20.04	DOWN	284,268.95	54.35	15			
29	CK	20.00	0.20	1.01	UP	STOP	18.22	UP	57,322.90	53.32	15			
30	SAMART	5.90	0.20	3.51	UP	START	6.26	UP	37,638.85	58.28	14			
31	HMPRO	14.20	0.20	1.43	UP	START	14.40	UP	280,380.05	55.63	13			
32	BANPU	9.05	0.10	1.12	UP	STOP	8.49	DOWN	745,673.55	50.15	12			
33	SKY	24.80	0.40	1.64	UP	START	26.90	UP	34,819.80	50.92	10			
34	PRAPAT	2.42	0.02	0.83	UP	START	2.81	UP	26,618.15	53.07	9			
35	BTS	7.80	0.10	1.30	UP	STOP	7.13	UP	153,195.65	57.68	8			
36	D	7.05	0.20	2.92	DOWN	STOP	6.40	UP	37,177.05	55.25	8			
37	MTW	3.62	0.02	0.56	UP	STOP	3.42	UP	33,529.50	53.00	7			
38	HTC	36.50	0.25	0.69	UP	START	40.50	UP	25,271.40	52.10	7			
39	KBS	6.95	0.10	1.46	UP	START	7.65	DOWN	16,593.10	50.33	7			
40	BAY	31.00	0.25	0.81	UP	START	31.77	UP	16,910.25	56.83	6			
41	ADVANC	214.00	2.00	0.94	DOWN	STOP	209.09	UP	901,170.40	56.08	6			
42	TIPCO	10.80	0.10	0.93	UP	START	11.64	UP	49,885.75	57.40	5			
43	DELTA	95.00	1.00	1.06	UP	START	106.33	UP	1,653,774.00	51.57	5			
44	YGG	7.55	0.05	0.67	UP	START	7.86	DOWN	13,692.75	50.65	5			
45	LANNA	15.00	0.10	0.67	UP	START	15.90	DOWN	13,368.30	50.07	2			
46	NYT	3.98	-	-	DOWN	STOP	3.76	UP	14,743.55	53.27	0			
47	TOG	10.80	-	-	UP	START	12.16	UP	12,783.90	52.69	0			
48	TRITN	0.16	-	-	DOWN	STOP	0.16	DOWN	11,639.20	50.46	0			
49	SUN	6.65	-	-	UP	START	7.02	UP	47,608.40	59.46	-1			
50	BTG	28.75	0.25	0.88	UP	STOP	26.44	UP	91,897.75	55.63	-2			

* การลงทุนมีความเสี่ยง ผู้ลงทุนควรศึกษาข้อมูลหรือขอคำปรึกษาจากผู้เชี่ยวชาญก่อนตัดสินใจลงทุน

pi Technical Daily

05 July 2023

51	TSE	2.26	-	-	DOWN	START	2.45	DOWN	10,996.10	50.58	-2		
52	GIFT	6.90	-	-	UP	START	7.37	UP	10,779.25	53.72	-3		
53	JASIF	7.10	-	-	UP	START	7.38	DOWN	47,214.00	51.32	-4		
54	INTUCH	72.50	-	-	DOWN	START	74.88	DOWN	280,841.05	51.87	-5		
55	BH	225.00	-	-	DOWN	START	238.89	DOWN	401,257.95	50.35	-5		
56	IVL	34.50	-	-	UP	STOP	32.09	DOWN	497,182.20	53.68	-6		
57	BAREIT	10.80	-	-	DOWN	STOP	10.61	DOWN	10,972.15	53.72	-7		
58	TFFIF	7.60	-	-	DOWN	STOP	7.44	DOWN	25,702.15	51.99	-7		
59	BEM	8.60	-	-	UP	STOP	8.06	DOWN	208,578.10	53.60	-8		
60	BPP	14.60	-	-	UP	STOP	13.79	DOWN	11,291.60	53.24	-8		
61	TISCO	97.00	0.25	0.26	UP	STOP	94.43	UP	236,927.45	55.33	-10		
62	AOT	71.75	-	-	DOWN	START	72.92	DOWN	1,033,290.30	54.26	-12		
63	PTTEP	151.00	-1.00	-0.66	UP	STOP	143.17	DOWN	1,089,989.30	53.27	-16		

Class E		Pi Volatility Day						SMA20 Value						
No.	Name	Last	Change	%	Momentum	Start/Stop	Point	Trend	('000 Baht)	Pi Score	Position	H-Ashi	EMA75	N-High
64	LEO	7.00	0.80	12.90	UP	START	7.04	DOWN	12,099.40	46.39	66			
65	MPIC	1.83	0.23	14.38	UP	START	2.23	DOWN	14,519.75	49.15	41			
66	HENG	2.64	0.08	3.13	UP	START	2.80	DOWN	14,556.95	49.93	37			
67	SABUY	9.75	0.75	8.33	UP	START	10.46	DOWN	163,439.00	44.08	36			
68	CRC	40.25	1.25	3.21	UP	START	40.30	DOWN	519,041.70	48.66	35			
69	AU	10.10	0.25	2.54	UP	START	10.12	DOWN	13,385.20	49.73	32			
70	BEB	43.75	1.75	4.17	UP	START	45.35	DOWN	47,195.65	47.67	28			
71	SAWAD	49.50	1.25	2.59	UP	START	52.03	DOWN	452,196.60	46.53	26			
72	NUSA	0.73	0.04	5.80	UP	START	0.74	DOWN	10,818.25	41.73	25			
73	ASK	26.00	0.75	2.97	UP	START	26.48	DOWN	17,002.70	44.46	22			
74	CHAYO	6.45	0.35	5.74	UP	START	6.60	DOWN	36,038.65	42.47	21			
75	III	11.40	0.30	2.70	UP	START	11.81	DOWN	20,992.10	45.96	20			
76	THANI	3.34	0.06	1.83	UP	START	3.39	DOWN	36,769.40	45.72	20			
77	TTA	6.75	0.15	2.27	UP	START	7.01	DOWN	19,866.15	45.38	20			
78	KGEN	0.99	0.06	6.45	UP	START	1.02	DOWN	32,350.00	48.38	19			
79	GLOBAL	16.30	0.50	3.16	UP	START	17.19	DOWN	147,947.30	43.92	19			
80	DITTO	31.75	1.00	3.25	UP	START	35.08	DOWN	184,361.20	49.95	17			
81	IP	11.80	0.30	2.61	UP	START	12.65	DOWN	16,382.20	49.29	17			
82	IRPC	2.34	0.04	1.74	UP	START	2.40	DOWN	90,828.55	48.61	17			
83	KKP	61.00	0.75	1.24	UP	START	62.38	DOWN	185,072.65	49.39	16			
84	KISS	6.05	0.20	3.42	UP	START	6.66	DOWN	22,942.60	46.19	15			
85	AURA	15.30	0.30	2.00	UP	START	16.12	DOWN	32,757.05	44.59	15			
86	TRUE	6.65	0.15	2.31	UP	START	6.90	DOWN	514,797.75	46.65	14			
87	MAJOR	14.90	0.30	2.05	DOWN	START	16.01	DOWN	41,773.30	45.76	14			
88	FORTH	27.75	0.75	2.78	UP	START	29.92	DOWN	38,363.15	44.92	13			
89	RCL	24.50	0.40	1.66	UP	START	25.41	DOWN	70,257.90	48.69	12			
90	FSMART	8.85	0.25	2.91	UP	START	9.24	DOWN	21,186.80	44.17	12			
91	TAKUNI	1.65	0.06	3.77	UP	START	1.87	DOWN	21,008.90	41.00	9			
92	PTTGC	38.25	0.50	1.32	UP	STOP	35.61	DOWN	533,131.50	47.79	8			
93	BJC	35.00	0.50	1.45	UP	START	37.09	DOWN	109,435.60	46.48	8			
94	JMART	17.60	0.50	2.92	UP	STOP	13.79	DOWN	539,526.40	44.18	8			
95	BWG	0.66	0.02	3.13	UP	START	0.69	DOWN	10,684.60	43.21	8			
96	PLUS	6.85	0.15	2.24	UP	START	7.82	DOWN	24,397.40	48.45	7			
97	KTC	50.25	0.75	1.52	UP	START	52.34	DOWN	218,369.70	46.88	6			
98	PR9	17.90	0.20	1.13	UP	START	18.94	DOWN	23,795.40	48.95	4			
99	SHR	3.20	0.06	1.91	UP	START	3.47	DOWN	32,067.95	41.27	4			
100	KEX	10.20	0.25	2.51	UP	START	11.75	DOWN	46,417.30	41.00	4			
101	AS	11.70	0.30	2.63	UP	START	11.99	DOWN	17,376.60	41.56	3			
102	RS	14.10	0.10	0.71	DOWN	STOP	13.54	DOWN	52,417.25	49.93	2			

* การลงทุนมีความเสี่ยง ผู้ลงทุนควรศึกษาข้อมูลหรือรบกวนก่อนตัดสินใจลงทุน

pi Technical Daily

05 July 2023

103	QH	2.22	0.02	0.91	UP	START	2.29	DOWN	39,919.20	47.51	2		
104	M	47.00	0.50	1.08	UP	START	48.92	DOWN	38,593.05	42.97	2		
105	NEX	10.10	0.25	2.54	UP	START	11.46	DOWN	113,692.10	40.49	2		
106	AWC	4.88	0.04	0.83	DOWN	START	5.25	DOWN	201,093.30	44.94	1		
107	TEAMG	6.95	0.15	2.21	UP	START	7.84	DOWN	52,506.55	42.29	-1		
108	BCPG	9.15	0.05	0.55	UP	START	9.56	DOWN	34,051.65	49.56	-2		
109	GLORY	3.24	0.06	1.89	DOWN	START	3.65	DOWN	12,322.80	48.08	-2		
110	GULF	47.00	0.25	0.53	UP	START	47.62	DOWN	1,223,659.30	48.83	-4		
111	MEGA	38.25	0.25	0.66	UP	START	39.88	DOWN	94,388.90	46.51	-4		
112	EPG	7.00	0.05	0.72	UP	START	7.28	DOWN	14,906.50	44.89	-4		
113	BGRIM	35.25	0.25	0.71	UP	START	37.37	DOWN	218,903.80	44.88	-4		
114	BAM	10.80	0.10	0.93	UP	START	11.26	DOWN	135,455.30	41.56	-4		
115	PRM	6.25	0.05	0.81	UP	START	6.53	DOWN	17,673.00	45.59	-6		
116	NETBAY	21.10	0.10	0.48	UP	START	22.41	DOWN	14,721.25	44.67	-7		
117	TIPH	42.50	-	-	UP	START	45.30	DOWN	32,832.35	49.79	-9		
118	AECNTS	188.00	0.50	0.27	UP	START	194.64	DOWN	46,348.70	49.55	-9		
119	AAV	2.70	-	-	UP	START	2.90	DOWN	90,397.50	48.86	-10		
120	MENA	1.83	0.02	1.10	UP	START	2.10	DOWN	21,930.90	45.94	-10		
121	SPRC	8.05	-0.05	-0.62	DOWN	START	8.83	DOWN	125,016.25	40.01	-12		
122	AUCT	9.50	-	-	UP	START	10.52	DOWN	29,958.40	48.25	-13		
123	TVO	25.50	-	-	UP	START	26.67	DOWN	12,033.05	49.32	-14		
124	WARRIX	9.10	-0.05	-0.55	DOWN	STOP	8.97	DOWN	52,438.80	47.64	-15		

Class F													Pi Volatility Day			SMA20 Value		
No.	Name	Last	Change	%	Momentum	Start/Stop	Point	Trend	(000 Baht)	Pi Score	Position	H-Ashi	EMA75	N-High				
125	STA	17.10	0.50	3.01	DOWN	START	18.29	DOWN	102,806.70	38.90	9							
126	STEC	9.00	0.15	1.69	UP	START	9.06	DOWN	81,724.75	39.92	6							
127	TACC	4.72	0.10	2.16	UP	START	5.01	DOWN	10,511.55	37.71	5							
128	BYD	6.35	0.25	4.10	UP	START	6.97	DOWN	33,641.60	38.13	4							
129	PSL	9.30	0.15	1.64	DOWN	START	10.41	DOWN	155,404.55	39.65	2							
130	SINGER	9.75	0.40	4.28	UP	START	10.36	DOWN	99,198.55	36.64	2							
131	W	0.66	0.06	10.00	UP	START	0.95	DOWN	13,188.55	35.81	2							
132	STGT	7.55	0.25	3.42	DOWN	START	8.22	DOWN	45,564.15	34.93	2							
133	AAI	3.58	0.08	2.29	DOWN	START	4.12	DOWN	42,268.10	32.15	0							
134	GPSC	54.75	0.25	0.46	UP	START	58.68	DOWN	379,120.95	38.47	-1							
135	SGC	1.60	0.03	1.91	UP	START	1.75	DOWN	28,683.80	34.34	-1							
136	SCGP	37.25	-	-	UP	START	40.07	DOWN	316,678.60	38.52	-6							
137	TU	12.80	-	-	DOWN	START	13.77	DOWN	354,542.90	39.12	-10							

* การลงทุนมีความเสี่ยง ผู้ลงทุนควรศึกษาข้อมูลให้รอบคอบก่อนตัดสินใจลงทุน