

## SET

ดัชนีราคาหุ้นตลาดหลักทรัพย์แห่งประเทศไทย

Resistance 1,460 / 1,470

Support 1,440 / 1,430

Adjust Stop 1,429.99 (Risk 1.46%)

Trailing Stop \* (Risk \*\*%)

Base Stop 1,429.99 (Risk 1.46%)

Major Base Stop

- 1,429.99 (Risk 1.46%, 04/10/2023)

Highest Price at this Cycle

- 1,454.80 (Discount 0.24%, 04/10/2023)

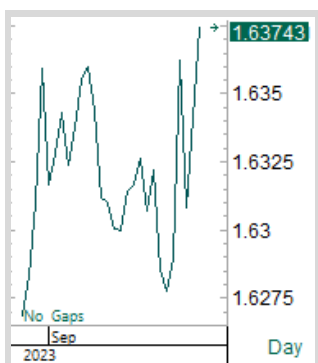
Short-term Trend - Down

Long-term Trend - Down

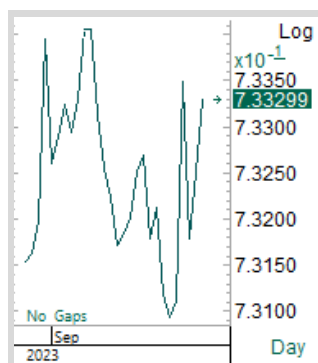


## เก็งกำไรรับवादระยะสั้น

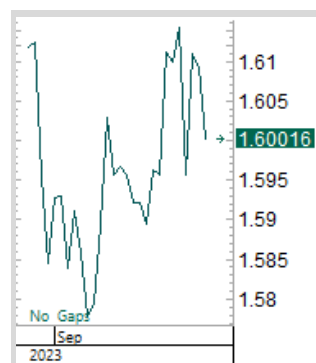
ราคาทำ New Low ซึ่งเป็นสัญญาณที่ไม่ดี แต่แรงซื้อพยายามตกลับสู้ได้ดี จนแท่งราคาเกิดสัญญาณการกลับตัว ซึ่งทำให้ได้โอกาสการเก็งกำไรรับवादระยะสั้นได้ สังเกตติดตามในช่วงระหว่างการเปิดเทรด การรอเลือกหุ้นเลือกกลุ่มที่แข็งแกร่งกว่าตลาด ณ เวลานั้น (Realtime Scan) จะมีความได้เปรียบ ช่วงเวลาที่มีความผันผวนมาก ควรปฏิบัติตามระเบียบวินัยการลงทุนอย่างเข้มงวด เช่นเดิม



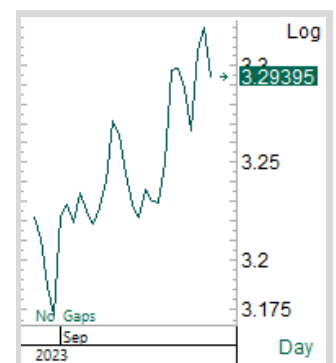
SET/SET50



SET/SET100

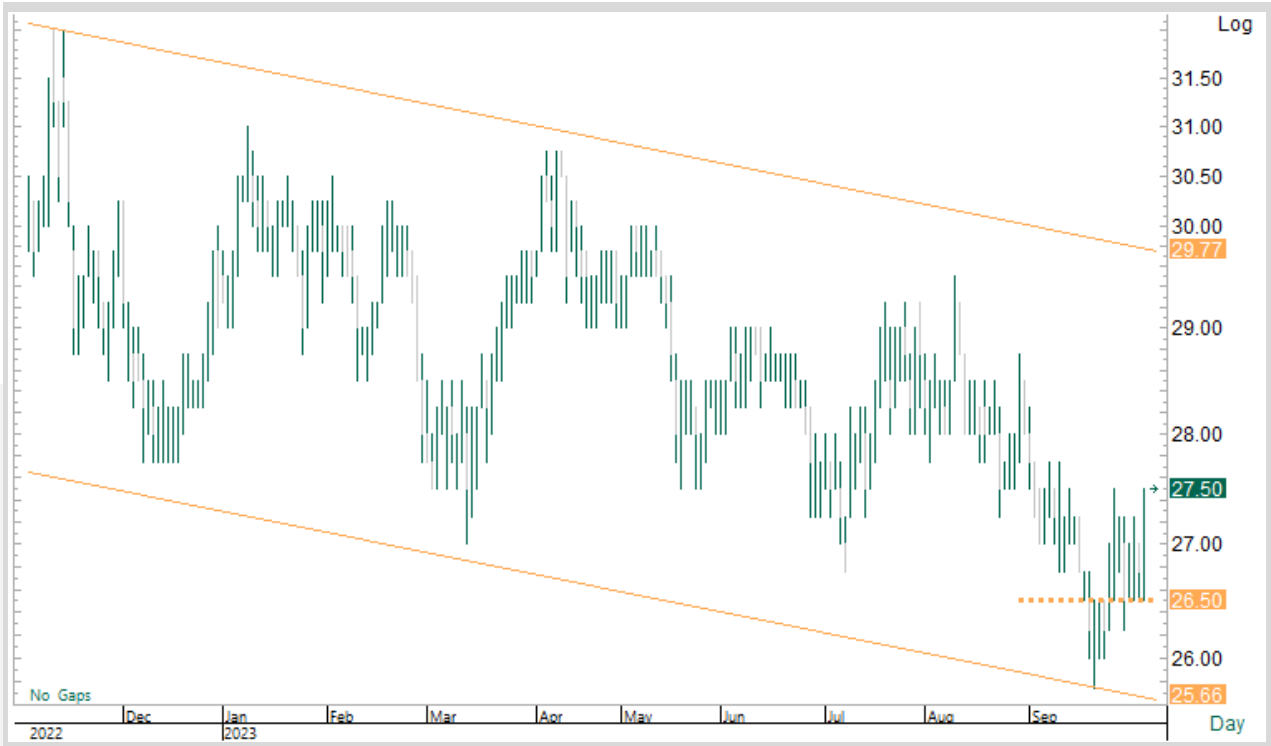


SET/SSET



SET/MAI

\* การลงทุนมีความเสี่ยง ผู้ลงทุนควรศึกษาข้อมูลให้รอบคอบก่อนตัดสินใจลงทุน



## BDMS, SET50 - HELTH

บริษัท กรุงเทพสุิิตเวชการ จำกัด (มหาชน)

Resistance 28.00 / 28.50

Support 27.00 / 26.50

Adjust Stop 26.50 (Risk 3.64%)

Trailing Stop 26.50 (Risk 3.64%)

Base Stop 26.25 (Risk 4.55%)

Major Base Stop

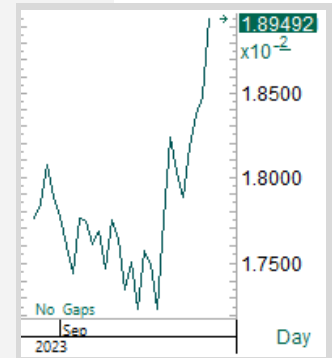
- 25.75 (Risk 6.36%, 20/09/2023)

Highest Price at this Cycle

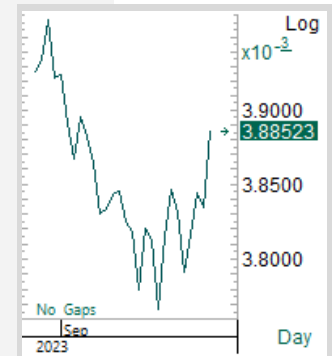
- 27.50 (Discount 0.00%, 26/09/2023)

Short-term Trend - 1st Up

Long-term Trend - Down



BDMS/SET



BDMS/HELTH

\* การลงทุนมีความเสี่ยง ผู้ลงทุนควรศึกษาข้อมูลให้รอบคอบก่อนตัดสินใจลงทุน



## RBF, SET - FOOD

บริษัท อาร์ แอนด์ บี ฟู้ด ซัพพลาย จำกัด (มหาชน)

Resistance 11.60 / 11.80

Support 11.20 / 11.00

Adjust Stop 10.40 (Risk 8.77%)

Trailing Stop 10.20 (Risk 10.53%)

Base Stop 10.20 (Risk 10.53%)

Major Base Stop

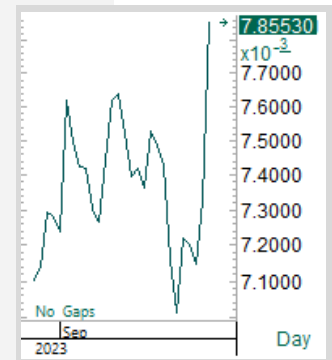
- 8.95 (Risk 21.49%, 24/07/2023)

Highest Price at this Cycle

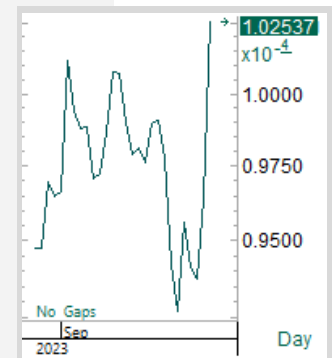
- 12.10 (Discount 6.14%, 04/09/2023)

Short-term Trend - 1st Up

Long-term Trend - 1st Up



RBF/SET



RBF/FOOD

\* การลงทุนมีความเสี่ยง ผู้ลงทุนควรศึกษาข้อมูลให้รอบคอบก่อนตัดสินใจลงทุน

No.	Name	Last	Change	%	Momentum	Pi Volatility Day			SMA20 Value		
						Start/Stop	Point	Trend	(’000 Baht)	Pi Score	Position
1	ICT	159.19	0.45	0.28	DOWN	STOP	158.06	DOWN	3,283,231.25	64.24	0
2	HELTH	7,078.08	102.14	1.46	UP	STOP	6,838.32	UP	2,648,252.25	62.56	1
3	INSUR	10,990.83	143.44	1.32	DOWN	STOP	10,700.84	UP	372,903.25	61.94	1
4	FASHION	683.13	7.35	1.09	DOWN	START	705.77	DOWN	84,070.80	58.75	2
5	PAPER	3,319.49	- 28.14	- 0.84	DOWN	STOP	3,189.27	DOWN	1,851.45	58.39	-3
6	FOOD	11,117.91	122.62	1.12	DOWN	START	11,495.53	DOWN	2,896,794.75	58.03	2
7	BANK	388.50	3.25	0.84	DOWN	START	398.87	DOWN	5,853,044.95	57.49	0
8	TRANS	329.95	- 4.29	- 1.28	DOWN	START	341.32	DOWN	3,000,040.40	53.05	-3
9	HOME	21.10	- 0.17	- 0.80	DOWN	START	21.96	DOWN	17,937.10	52.06	0
10	STEEL	28.67	0.05	0.17	DOWN	START	30.11	DOWN	22,203.60	52.01	1
11	COMM	33,306.64	332.86	1.01	DOWN	START	34,594.09	DOWN	3,977,554.45	51.19	4
12	AUTO	472.23	4.79	1.02	DOWN	START	490.81	DOWN	206,839.60	51.07	2
13	SSET	906.94	7.58	0.84	DOWN	START	934.27	DOWN	2,398,828.20	50.80	3
14	TOURISM	589.43	- 9.78	- 1.63	DOWN	START	623.26	DOWN	830,811.35	50.26	-4
15	SET100	1,979.07	3.29	0.17	DOWN	START	2,041.56	DOWN	39,139,932.10	49.85	-3
16	PROP	228.95	- 0.96	- 0.42	DOWN	START	237.90	DOWN	2,445,034.25	48.79	-3
17	PERSON	88.84	1.07	1.22	DOWN	START	93.03	DOWN	61,461.70	48.77	5
18	PROF	356.81	- 0.88	- 0.25	DOWN	START	392.19	DOWN	163,658.70	47.86	-1
19	CONMAT	7,728.87	13.53	0.18	DOWN	START	7,987.01	DOWN	649,203.60	47.66	-1
20	PKG	3,689.32	6.76	0.18	DOWN	START	3,981.53	DOWN	487,325.70	47.41	-1
21	FIN	3,479.98	28.40	0.82	DOWN	START	3,673.57	DOWN	2,272,608.70	47.34	3
22	ENERG	20,409.48	96.46	0.47	DOWN	START	21,251.76	DOWN	10,170,575.20	47.19	1
23	IMM	27.10	- 0.01	- 0.04	DOWN	START	29.26	DOWN	355,249.00	46.42	-2
24	AGRI	175.61	2.75	1.59	DOWN	START	186.49	DOWN	244,373.60	46.36	2
25	MAI	440.58	4.63	1.06	DOWN	START	459.52	DOWN	1,500,438.35	45.71	2
26	SET50	886.30	0.63	0.07	DOWN	START	915.24	DOWN	32,311,060.75	45.41	-6
27	CONS	53.26	0.63	1.20	DOWN	START	55.94	DOWN	191,054.90	45.36	1
28	PFNREIT	126.64	0.32	0.25	DOWN	START	129.89	DOWN	132,817.05	44.64	-3
29	ETRON	10,438.42	- 170.82	- 1.61	DOWN	START	11,940.27	DOWN	3,630,997.75	41.72	0
30	PETRO	679.57	1.57	0.23	DOWN	START	736.46	DOWN	951,292.40	38.72	0
31	MEDIA	31.98	0.02	0.06	DOWN	START	33.79	DOWN	398,154.55	33.10	0

## Bull Gauge

04

### Most 5 Aggressive Bulls

1. PERSON
2. COMM
3. SSET
4. FIN
5. FASHION

## Bear Gauge

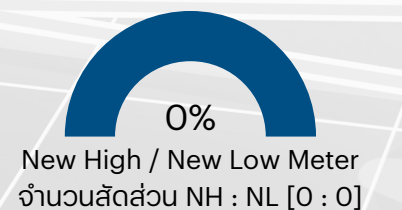
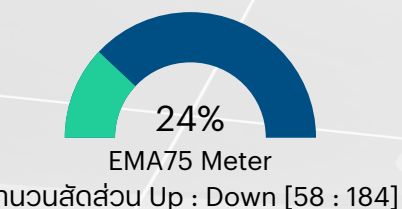
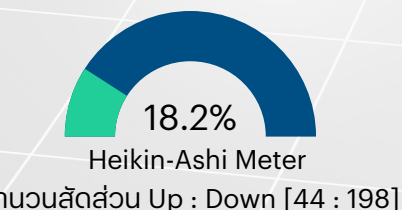
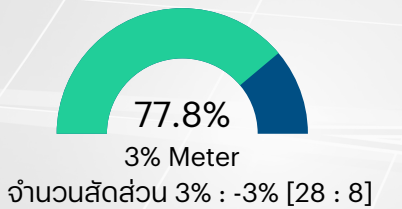
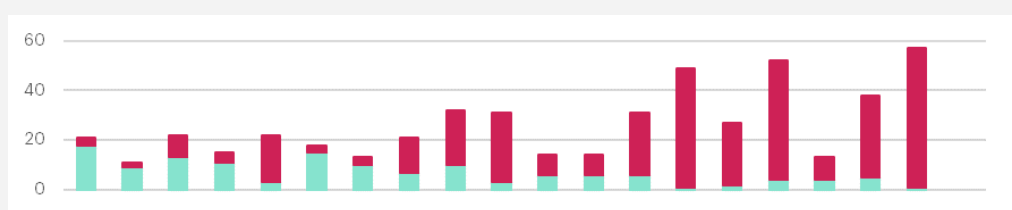
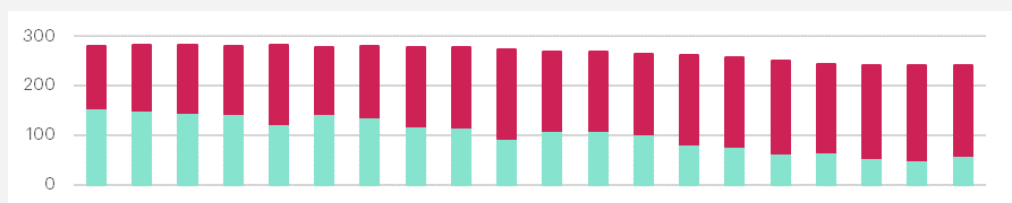
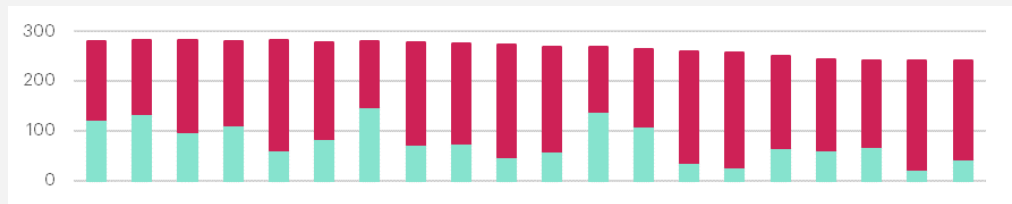
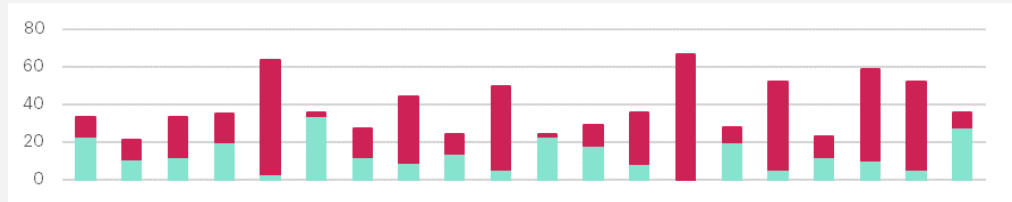
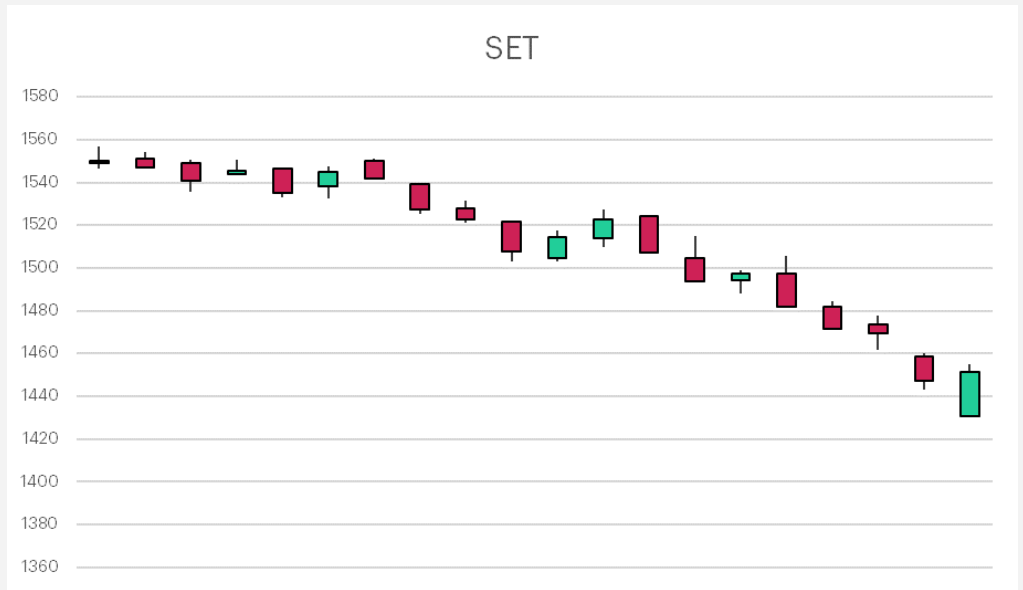
27

### Most 5 Aggressive Bears

1. SET50
2. TOURISM - CENTEL ERW
3. PFNREIT
4. PROP - AWC
5. SET100

\* การลงทุนมีความเสี่ยง ผู้ลงทุนควรศึกษาข้อมูลหรือขอคำปรึกษาจากผู้เชี่ยวชาญก่อนตัดสินใจลงทุน

# Pi Meter Monitoring System



\* การลงทุนมีความเสี่ยง ผู้ลงทุนควรศึกษาข้อมูลให้รอบคอบก่อนตัดสินใจลงทุน

# pi Technical Daily

## 05 October 2023

Class B		Pi Volatility Day							SMA20 Value			H-Ashi	EMA75	N-High
No.	Name	Last	Change	%	Momentum	Start/Stop	Point	Trend	('000 Baht)	Pi Score	Position			
1	TGE	1.90	0.11	6.15	UP	STOP	1.63	UP	11,277.60	72.80		1		
2	KCE	56.50	1.00	1.80	UP	STOP	50.59	UP	533,047.80	74.62		0		

Class C		Pi Volatility Day							SMA20 Value			H-Ashi	EMA75	N-High
No.	Name	Last	Change	%	Momentum	Start/Stop	Point	Trend	('000 Baht)	Pi Score	Position			
3	BLA	29.00	1.50	5.45	UP	STOP	25.75	UP	113,514.05	66.13	12			
4	XO	29.75	0.75	2.59	UP	START	32.75	UP	62,492.50	62.91	10			
5	SUSCO	4.08	0.12	3.03	UP	STOP	3.72	UP	31,881.65	63.74	9			
6	SMT	5.40	0.25	4.85	UP	STOP	4.71	UP	21,466.20	61.01	8			
7	TCAP	50.25	0.50	1.01	DOWN	START	50.93	UP	100,136.40	61.63	7			
8	MEGA	45.25	1.25	2.84	UP	STOP	42.88	UP	123,623.90	64.93	6			
9	CFRESH	2.46	0.08	3.36	UP	STOP	2.13	UP	21,501.15	65.04	4			
10	BBL	167.50	1.00	0.60	UP	START	170.36	UP	784,380.20	62.26	4			
11	ICHI	16.60	0.10	0.61	DOWN	STOP	15.38	UP	123,933.20	61.65	4			
12	PTTEP	165.50	2.50	1.53	DOWN	START	173.70	UP	1,907,908.90	60.42	4			
13	TITLE	3.44	0.14	4.24	UP	STOP	2.79	UP	12,148.60	68.08	3			
14	TQM	33.75	0.50	1.50	UP	STOP	30.56	UP	37,425.35	66.83	2			
15	JMT	47.50	0.50	1.06	DOWN	STOP	43.59	UP	380,699.95	62.89	2			
16	TTW	9.00	0.05	0.56	DOWN	STOP	8.68	UP	31,240.05	62.42	2			
17	HANA	62.00	0.50	0.81	UP	STOP	56.72	UP	693,768.20	65.58	1			
18	COM7	31.25	-	-	UP	STOP	29.97	UP	329,285.20	60.15	1			
19	BCH	20.20	-	-	UP	STOP	18.93	UP	223,628.45	67.64	-1			
20	ADVANC	226.00	-	-	DOWN	STOP	217.05	UP	1,122,710.65	67.35	-1			
21	SKY	37.00	1.00	2.78	UP	STOP	33.15	UP	149,806.80	64.41	-1			
22	CHG	3.32	0.04	1.22	UP	STOP	3.09	UP	84,043.60	64.73	-2			
23	WHA	5.20	-	-	DOWN	STOP	5.03	UP	322,325.65	61.45	-2			
24	ROJNA	6.90	0.05	0.73	DOWN	STOP	6.56	UP	63,068.35	64.53	-4			
25	ESSO	9.85	-0.05	-0.51	DOWN	STOP	9.63	UP	83,825.55	64.95	-5			
26	BCP	39.75	-0.25	-0.62	DOWN	STOP	38.50	UP	245,522.35	61.26	-9			

Class D		Pi Volatility Day							SMA20 Value			H-Ashi	EMA75	N-High
No.	Name	Last	Change	%	Momentum	Start/Stop	Point	Trend	('000 Baht)	Pi Score	Position			
27	RBF	11.40	0.80	7.55	UP	START	11.62	UP	44,285.85	57.54	50			
28	ECF	1.23	0.03	2.50	DOWN	START	1.29	DOWN	12,211.00	50.06	45			
29	TKC	24.70	1.20	5.11	DOWN	START	26.11	UP	15,282.40	55.86	43			
30	SAPPE	84.25	3.50	4.33	UP	START	89.26	UP	96,848.15	54.58	34			
31	ITEL	2.50	0.10	4.17	DOWN	START	2.75	DOWN	11,601.15	50.09	34			
32	MAJOR	13.80	0.30	2.22	DOWN	START	14.44	DOWN	38,917.05	50.40	27			
33	RP	1.98	0.18	10.00	UP	STOP	1.72	UP	19,641.10	59.29	25			
34	GULF	45.00	0.75	1.69	DOWN	START	47.88	DOWN	749,276.70	50.40	25			
35	CPF	20.20	0.50	2.54	DOWN	START	21.39	DOWN	333,703.85	54.78	24			
36	RABBIT	0.63	0.03	5.00	UP	START	0.74	DOWN	49,472.50	50.04	24			
37	CK	20.50	0.40	1.99	DOWN	START	21.57	DOWN	45,841.40	50.54	22			
38	BPP	13.70	0.20	1.48	DOWN	START	14.49	DOWN	13,325.80	50.32	22			
39	BDMS	27.50	0.75	2.80	UP	START	27.85	DOWN	1,502,697.95	56.11	21			
40	SPALI	20.10	0.20	1.01	DOWN	START	21.01	DOWN	81,108.65	52.28	21			
41	PRI	29.00	1.00	3.57	UP	START	31.80	DOWN	19,010.35	51.53	20			
42	TKN	12.40	0.40	3.33	DOWN	START	13.80	UP	114,521.70	53.79	18			
43	EPG	7.00	0.20	2.94	UP	STOP	6.45	UP	11,512.80	58.85	16			
44	AAI	3.86	0.14	3.76	UP	STOP	3.41	UP	93,022.05	54.46	15			
45	CPALL	60.75	0.75	1.25	DOWN	START	62.90	DOWN	1,124,997.80	54.06	15			
46	ITC	19.70	0.30	1.55	DOWN	START	21.70	DOWN	162,198.05	51.96	15			
47	SINGER	12.20	0.30	2.52	DOWN	START	14.15	DOWN	223,708.55	52.49	14			

\* การลงทุนมีความเสี่ยง ผู้ลงทุนควรศึกษาข้อมูลหรือขอคำปรึกษาจากผู้เชี่ยวชาญก่อนตัดสินใจลงทุน



# pi Technical Daily

## 05 October 2023

48	BTS GIF	3.48	0.04	1.16	UP	START	3.55	DOWN	13,025.20	57.55	13	
49	JMART	22.30	0.60	2.76	DOWN	STOP	21.34	UP	477,471.30	57.06	12	
50	MENA	1.82	0.03	1.68	DOWN	START	2.01	DOWN	22,430.45	51.08	12	
51	MOSHI	54.75	1.50	2.82	DOWN	START	58.83	UP	48,649.60	56.27	11	
52	CRC	39.75	0.75	1.92	UP	START	41.11	DOWN	592,881.20	55.23	11	
53	SVI	8.05	0.10	1.26	DOWN	START	8.21	DOWN	12,977.75	56.50	10	
54	BAY	30.50	0.25	0.83	DOWN	START	32.03	DOWN	12,142.75	52.22	10	
55	SONIC	1.82	0.03	1.68	DOWN	START	2.08	DOWN	16,796.65	50.28	10	
56	SYMC	8.55	0.30	3.64	UP	START	9.73	UP	10,476.95	58.90	8	
57	KTB	19.10	0.20	1.06	UP	START	19.63	DOWN	826,805.80	57.76	8	
58	MC	13.20	0.20	1.54	DOWN	STOP	12.68	UP	36,520.45	57.15	8	
59	NER	4.50	0.04	0.90	DOWN	START	4.75	DOWN	28,458.45	50.01	8	
60	NSL	22.70	0.30	1.34	UP	START	23.79	DOWN	17,623.45	55.26	7	
61	SABINA	26.00	0.50	1.96	DOWN	STOP	25.00	UP	20,511.15	55.02	7	
62	SIS	22.40	0.50	2.28	UP	STOP	20.72	UP	16,040.60	58.25	6	
63	TTB	1.69	0.02	1.20	DOWN	START	1.76	UP	375,112.50	58.01	6	
64	DMT	12.00	0.10	0.84	DOWN	START	12.62	DOWN	10,624.95	53.20	6	
65	THCOM	13.90	0.20	1.46	DOWN	STOP	13.58	UP	135,483.00	55.88	5	
66	AH	33.25	0.25	0.76	DOWN	START	35.81	DOWN	40,950.40	52.08	5	
67	NYT	4.18	0.06	1.46	DOWN	START	4.67	UP	42,031.55	55.44	4	
68	AMATA	25.25	0.35	1.41	UP	START	26.83	UP	145,444.65	59.78	3	
69	AURA	17.60	0.20	1.15	DOWN	STOP	16.89	UP	43,272.05	59.57	3	
70	DOHOME	11.10	0.10	0.91	UP	STOP	10.61	DOWN	103,655.35	53.16	3	
71	EKH	7.85	0.05	0.64	DOWN	START	8.13	DOWN	13,656.85	57.30	2	
72	ZIGA	2.30	0.06	2.68	DOWN	START	2.66	UP	38,395.65	54.49	2	
73	PR9	17.40	0.20	1.16	UP	START	18.13	DOWN	21,474.45	54.29	2	
74	TRUE	6.90	0.05	0.73	DOWN	START	7.52	DOWN	684,064.35	53.26	2	
75	BCPG	9.30	-	-	DOWN	START	9.99	DOWN	35,538.50	50.58	2	
76	MBK	17.80	0.10	0.56	DOWN	START	19.17	UP	43,048.65	58.33	1	
77	ILM	23.10	0.10	0.43	DOWN	STOP	22.87	UP	22,045.60	56.62	0	
78	CBG	78.75	0.50	0.64	DOWN	START	85.13	UP	327,913.85	56.02	0	
79	BTS	7.25	0.05	0.69	DOWN	START	7.60	DOWN	190,428.35	54.97	0	
80	KLINIQ	38.00	0.25	0.66	DOWN	START	38.58	UP	37,681.70	57.57	-1	
81	THG	65.50	0.25	0.38	DOWN	START	67.70	DOWN	23,904.75	56.33	-1	
82	KBANK	127.00	0.50	0.40	UP	START	129.94	DOWN	1,427,198.85	56.29	-1	
83	CHASE	2.12	0.02	0.95	DOWN	START	2.45	UP	15,760.15	53.22	-1	
84	KGEN	1.15	-0.01	-0.86	DOWN	START	1.38	DOWN	27,116.60	50.70	-1	
85	TLI	12.40	-	-	DOWN	STOP	12.03	UP	181,820.55	57.74	-4	
86	SPRC	8.60	-0.05	-0.58	DOWN	START	9.39	DOWN	299,115.95	50.75	-5	
87	LPF	12.40	-	-	DOWN	START	13.04	DOWN	12,380.80	52.20	-6	
88	PRM	6.45	-	-	DOWN	START	7.09	DOWN	39,958.10	51.65	-6	
89	ECL	1.62	-	-	DOWN	START	1.76	DOWN	13,406.90	52.94	-7	
90	NRF	5.35	-	-	UP	START	5.37	DOWN	53,358.55	52.87	-7	
91	DOD	4.02	-	-	DOWN	STOP	3.91	DOWN	10,297.90	57.02	-8	
92	INTUCH	72.25	-	-	DOWN	START	75.57	DOWN	195,811.20	56.44	-9	
93	MINT	30.75	-0.25	-0.81	DOWN	START	32.81	DOWN	440,579.25	50.10	-20	
94	AU	9.95	-0.15	-1.49	DOWN	START	10.76	DOWN	17,000.75	50.70	-21	
95	RS	14.10	-0.30	-2.08	DOWN	START	14.92	DOWN	35,024.35	52.84	-38	
96	CENDEL	45.75	-1.50	-3.17	DOWN	STOP	44.09	DOWN	262,868.55	52.10	-41	
97	AOT	68.50	-1.50	-2.14	DOWN	START	71.44	DOWN	1,443,027.75	53.66	-47	

Class E		Pi Volatility Day							SMA20 Value		H-Ashi EMA75 N-High			
No.	Name	Last	Change	%	Momentum	Start/Stop	Point	Trend	('000 Baht)	Pi Score	Position			
98	SJWD	14.70	0.60	4.26	DOWN	START	15.60	DOWN	68,036.35	48.78	49			
99	GFPT	10.40	0.30	2.97	DOWN	START	11.02	DOWN	26,014.05	48.12	32			

\* การลงทุนมีความเสี่ยง ผู้ลงทุนควรศึกษาข้อมูลให้รอบคอบก่อนตัดสินใจลงทุน

# pi Technical Daily

## 05 October 2023

100	INSET	2.04	0.06	3.03	UP	START	2.22	DOWN	10,150.50	48.92	29		
101	ASIAN	7.50	0.25	3.45	UP	START	7.96	DOWN	17,498.80	48.07	29		
102	NEX	11.40	0.40	3.64	DOWN	START	12.50	DOWN	100,723.70	49.99	28		
103	FORTH	28.50	1.00	3.64	DOWN	START	31.30	DOWN	39,229.15	48.12	26		
104	CKP	3.24	0.08	2.53	DOWN	START	3.44	DOWN	18,496.40	46.58	22		
105	TIDLOR	20.40	0.50	2.51	DOWN	START	22.19	DOWN	374,840.60	46.02	21		
106	SAMART	5.00	0.24	5.04	DOWN	START	5.66	DOWN	19,987.65	46.82	18		
107	SC	3.98	0.08	2.05	UP	START	4.17	DOWN	26,680.50	47.44	17		
108	PSG	0.80	0.03	3.90	DOWN	START	0.88	DOWN	24,465.60	45.22	17		
109	BJC	30.00	0.75	2.56	DOWN	START	31.96	DOWN	101,889.00	43.08	17		
110	THANI	2.98	0.06	2.05	DOWN	START	3.19	DOWN	19,371.35	46.15	16		
111	DITTO	26.25	1.00	3.96	DOWN	START	28.99	DOWN	51,191.25	43.29	16		
112	SCB	103.00	1.50	1.48	UP	START	107.04	DOWN	1,745,100.20	48.08	15		
113	MASTER	61.00	1.75	2.95	DOWN	START	66.04	DOWN	48,721.25	47.46	15		
114	D	5.50	0.15	2.80	DOWN	START	5.94	DOWN	10,231.50	45.33	15		
115	GUNKUL	3.04	0.08	2.70	DOWN	START	3.27	DOWN	83,868.25	42.63	14		
116	TIPH	35.50	1.25	3.65	DOWN	START	38.15	DOWN	25,712.05	41.54	14		
117	FSMART	9.05	0.20	2.26	DOWN	START	10.14	DOWN	31,287.20	49.17	13		
118	KAMART	12.00	0.30	2.56	DOWN	START	13.37	DOWN	51,148.45	48.60	13		
119	STANLY	179.50	2.50	1.41	DOWN	START	185.90	DOWN	10,284.95	48.31	13		
120	HTC	16.10	0.40	2.55	DOWN	START	17.20	DOWN	11,258.45	46.69	13		
121	SFLEX	3.30	0.10	3.12	DOWN	START	3.59	DOWN	12,983.35	44.35	13		
122	STGT	6.45	0.15	2.38	DOWN	START	7.06	DOWN	35,722.95	43.55	13		
123	SAWAD	42.75	1.00	2.40	DOWN	START	46.50	DOWN	402,196.55	45.55	11		
124	PLT	1.00	0.02	2.04	DOWN	START	1.11	DOWN	16,530.65	48.44	9		
125	SAT	17.50	0.20	1.16	DOWN	START	18.40	DOWN	23,607.40	45.78	9		
126	STEC	9.30	0.15	1.64	DOWN	START	10.21	DOWN	87,725.55	43.59	9		
127	MALEE	7.00	0.10	1.45	DOWN	START	7.78	DOWN	15,561.45	49.54	8		
128	BEM	8.05	0.10	1.26	DOWN	START	8.48	DOWN	247,590.50	47.37	7		
129	CHAYO	6.90	0.10	1.47	DOWN	START	7.47	DOWN	26,854.10	49.11	6		
130	SICT	7.15	0.10	1.42	DOWN	START	7.66	DOWN	14,112.30	43.44	6		
131	ACE	1.57	0.02	1.29	DOWN	START	1.67	DOWN	15,773.00	40.53	6		
132	SNNP	20.60	0.20	0.98	DOWN	START	22.23	DOWN	90,437.35	49.49	5		
133	NCAP	2.94	0.08	2.80	DOWN	START	3.33	DOWN	27,231.85	40.12	5		
134	TEAMG	5.55	0.15	2.78	DOWN	START	6.38	DOWN	15,770.15	40.01	5		
135	SUN	4.80	0.06	1.27	DOWN	START	5.33	DOWN	12,736.35	43.84	4		
136	WICE	7.25	0.15	2.11	DOWN	START	7.82	DOWN	12,004.00	42.58	4		
137	BAFS	28.25	0.25	0.89	DOWN	START	29.44	DOWN	10,129.05	48.69	3		
138	SYNEX	11.50	0.20	1.77	DOWN	START	12.87	DOWN	15,397.20	46.92	3		
139	NC	6.20	0.15	2.48	DOWN	START	7.56	DOWN	12,525.40	48.84	2		
140	KSL	2.78	0.02	0.72	DOWN	START	2.97	DOWN	16,372.60	43.93	2		
141	IRPC	2.02	0.02	1.00	DOWN	START	2.17	DOWN	107,616.60	41.72	2		
142	PTTGC	32.75	0.25	0.77	DOWN	START	35.73	DOWN	427,423.10	42.74	1		
143	CPAXT	31.75	0.25	0.79	DOWN	START	34.02	DOWN	240,467.30	44.94	0		
144	TACC	4.50	0.02	0.45	DOWN	STOP	4.34	DOWN	14,724.10	49.69	-1		
145	TEAM	5.45	0.05	0.93	DOWN	START	5.98	DOWN	13,792.75	49.23	-1		
146	KJL	8.90	0.10	1.14	DOWN	START	9.76	DOWN	16,206.00	48.12	-2		
147	RCL	21.40	0.20	0.94	DOWN	START	22.70	DOWN	65,737.20	47.84	-2		
148	TASCO	15.90	0.10	0.63	DOWN	START	16.77	DOWN	56,299.00	45.70	-2		
149	7UP	0.45	0.01	2.27	DOWN	START	0.53	DOWN	16,369.45	47.33	-3		
150	MTW	2.56	0.04	1.59	UP	START	2.70	DOWN	18,739.45	47.00	-3		
151	PTL	12.30	0.10	0.82	DOWN	START	13.57	DOWN	13,277.55	44.73	-3		
152	XPG	1.24	0.01	0.81	DOWN	START	1.47	DOWN	180,470.70	49.39	-4		
153	BAM	10.30	0.10	0.98	DOWN	START	11.08	DOWN	116,072.35	47.90	-4		

\* การลงทุนมีความเสี่ยง ผู้ลงทุนควรศึกษาข้อมูลให้รอบคอบก่อนตัดสินใจลงทุน



Pi Securities



www.pi.financial



02-2057000

ฝ่ายลูกค้าสัมพันธ์ 02-2057111



# pi Technical Daily

## 05 October 2023

154	TOA	22.40	-	-	DOWN	START	24.16	DOWN	41,651.80	40.88	-4		
155	MTC	35.50	0.25	0.71	DOWN	START	39.38	DOWN	299,003.20	48.26	-5		
156	SGC	1.66	0.03	1.84	DOWN	START	1.94	DOWN	41,178.15	46.95	-5		
157	ASK	22.00	0.10	0.46	UP	START	23.37	DOWN	13,479.10	42.67	-5		
158	PSL	9.05	0.05	0.56	DOWN	START	10.05	DOWN	170,764.10	48.73	-6		
159	SCC	298.00	-	-	DOWN	START	310.04	DOWN	470,765.15	49.80	-7		
160	BBIK	106.50	0.50	0.47	DOWN	START	116.88	DOWN	23,169.30	48.41	-7		
161	SIRI	1.69	-	-	DOWN	START	1.82	DOWN	421,530.95	44.68	-9		
162	JTS	28.75	- 0.25	- 0.86	DOWN	START	32.20	DOWN	10,715.65	49.43	-10		
163	WARRIX	8.85	-	-	DOWN	START	9.67	DOWN	20,441.25	49.42	-10		
164	TH	1.22	0.01	0.83	DOWN	START	1.50	DOWN	26,594.60	45.58	-10		
165	DIF	9.05	-	-	DOWN	START	9.42	DOWN	76,058.90	42.95	-10		
166	KTC	44.00	0.25	0.57	DOWN	START	46.76	DOWN	134,531.75	47.58	-11		
167	HMPRO	12.30	-	-	DOWN	START	13.07	DOWN	362,227.30	42.43	-11		
168	SABUY	6.40	- 0.25	- 3.76	DOWN	START	7.56	DOWN	300,590.95	40.68	-11		
169	TRUBB	1.28	-	-	DOWN	START	1.49	DOWN	10,601.10	48.70	-12		
170	PLUS	6.85	0.05	0.74	DOWN	START	7.75	DOWN	23,310.20	47.78	-13		
171	SUPER	0.46	-	-	DOWN	START	0.50	DOWN	12,926.25	44.99	-13		
172	TFFIF	6.80	-	-	DOWN	START	7.05	DOWN	11,651.75	42.91	-14		
173	BANPU	7.65	- 0.05	- 0.65	DOWN	START	8.28	DOWN	870,828.70	43.39	-16		
174	SCGP	36.50	-	-	DOWN	START	40.28	DOWN	443,933.85	47.72	-19		
175	PROEN	4.02	-	-	DOWN	STOP	3.97	DOWN	10,709.20	46.55	-19		
176	YGG	6.40	- 0.10	- 1.54	DOWN	STOP	6.00	DOWN	13,799.05	44.15	-19		
177	SISB	31.50	-	-	DOWN	START	35.31	DOWN	121,412.40	47.09	-20		
178	III	11.20	-	-	DOWN	START	12.48	DOWN	63,250.75	46.20	-20		
179	CPNREIT	10.20	-	-	DOWN	START	10.78	DOWN	16,444.10	45.93	-20		
180	BRI	8.05	- 0.10	- 1.23	DOWN	START	8.65	DOWN	11,798.90	41.99	-23		
181	PTT	32.25	- 0.25	- 0.77	DOWN	START	33.96	DOWN	2,084,935.10	49.31	-25		
182	CPN	62.50	- 0.25	- 0.40	DOWN	START	66.10	DOWN	395,961.85	48.39	-26		
183	BYD	6.40	- 0.10	- 1.54	DOWN	START	7.43	DOWN	80,804.90	46.01	-28		

Class F		Pi Volatility Day							SMA20 Value					
No.	Name	Last	Change	%	Momentum	Start/Stop	Point	Trend	('000 Baht)	Pi Score	Position	H-Ashi	EMA75	N-High
184	RATCH	30.75	0.50	1.65	DOWN	START	32.64	DOWN	170,736.20	38.80	7			
185	BE8	35.25	1.00	2.92	DOWN	START	39.21	DOWN	55,318.35	38.65	4			
186	EA	49.50	0.75	1.54	DOWN	START	54.19	DOWN	905,503.00	37.26	3			
187	GPSC	43.75	0.50	1.16	DOWN	START	48.09	DOWN	494,118.40	36.33	3			
188	AS	8.45	0.40	4.97	DOWN	START	9.45	DOWN	10,211.25	33.60	2			
189	BGRIM	27.00	0.25	0.93	DOWN	START	30.25	DOWN	392,171.95	32.65	0			
190	TBN	16.20	0.30	1.89	DOWN	START	18.46	DOWN	13,160.75	29.43	0			
191	DUSIT	8.80	-	-	DOWN	START	9.61	DOWN	10,931.10	35.23	-1			
192	TVO	21.00	-	-	DOWN	START	21.99	DOWN	10,928.85	39.17	-3			
193	EGCO	116.50	0.50	0.43	DOWN	START	123.68	DOWN	155,749.55	37.85	-3			
194	BEC	6.45	-	-	DOWN	START	7.27	DOWN	21,087.35	35.62	-3			
195	DCC	1.68	- 0.01	- 0.59	DOWN	START	1.78	DOWN	14,877.95	35.86	-4			
196	PTG	8.90	- 0.05	- 0.56	DOWN	START	9.76	DOWN	91,741.20	38.48	-5			
197	OSP	24.80	- 0.20	- 0.80	DOWN	START	26.84	DOWN	218,042.45	39.33	-6			

\* การลงทุนมีความเสี่ยง ผู้ลงทุนควรศึกษาข้อมูลให้รอบคอบก่อนตัดสินใจลงทุน



Pi Securities



www.pi.financial



02-2057000

ฝ่ายลูกค้าสัมพันธ์ 02-2057111