

Analyst : Dethana Fangsaard

Registration No. 039656

Email : dethana.fa@pi.financial

## พลังไทยช่วยไทย ลุ้น New High

SET ล่าสุดความพยายามของนักลงทุนในประเทศรวมพลังได้ดี ได้ลุ้นโอกาสทำ New High คงเลือกเทรดเฉพาะตัวเฉพาะกลุ่ม กลับมาให้ความสนใจในกลุ่มหุ้นที่นักลงทุนสถาบันให้ความสนใจ และจนกว่าแนวโน้มขาขึ้นจะกลับมาชัดเจน คงโปรดเทรดด้วยความระมัดระวัง



### SET

ตลาดหลักทรัพย์แห่งประเทศไทย

Resistance 1,695 / 1,700

Support 1,680 / 1,675



### HMPRO, SET50 – COMM

บริษัท โฮม โปรดักส์ เซ็นเตอร์ จำกัด (มหาชน)

Resistance 15.10 / 15.30

Support 14.70 / 14.50

Base Stop 14.20



### TACC, MAI – Agro & Food Industry

บริษัท ที.เอ.ซี. คอนซูเมอร์ จำกัด (มหาชน)

Resistance 6.80 / 6.90

Support 6.60 / 6.50

Base Stop 6.20

\* การลงทุนมีความเสี่ยง ผู้ลงทุนควรศึกษาข้อมูลให้รอบคอบก่อนตัดสินใจลงทุน

# Pi Technical Daily

06 February 2023



No.	Name	Last	Change	%	Momentum	Pi Volatility Day			SMA20 Value		
						Start/Stop	Point	Trend	(‘000 Baht)	Pi Score	Position
1	PROF	351.68	5.32	1.54	UP	STOP	323.05	UP	119,156.95	71.29	0
2	ETRON	11,902.54	383.21	3.33	UP	STOP	10,524.61	UP	5,240,119.45	63.26	0
3	SSET	1,121.42	2.93	0.26	UP	STOP	1,097.97	UP	3,585,757.00	60.21	0
4	TOURISM	680.83	1.80	0.27	UP	STOP	653.25	UP	370,459.05	57.82	1
5	CONS	73.64	- 0.08	- 0.11	UP	STOP	70.82	UP	896,287.30	57.36	-1
6	MEDIA	49.75	0.13	0.26	UP	STOP	47.62	UP	1,046,330.35	56.23	2
7	PFNREIT	162.39	- 0.49	- 0.30	DOWN	STOP	160.98	UP	197,514.75	54.62	2
8	PROP	274.42	3.10	1.14	UP	STOP	264.46	UP	3,046,901.35	54.57	5
9	FASHION	728.31	- 3.76	- 0.51	DOWN	STOP	713.27	UP	333,209.95	54.37	-2
10	AGRI	246.29	- 2.07	- 0.83	DOWN	STOP	240.71	UP	459,450.05	53.58	-4
11	AUTO	553.60	1.70	0.31	UP	STOP	535.46	UP	218,711.20	53.32	1
12	HOME	26.52	0.04	0.15	UP	STOP	25.47	UP	60,198.30	53.01	-1
13	COMM	39,234.93	451.37	1.16	UP	START	40,248.83	UP	5,980,188.30	53.00	2
14	PERSON	118.12	- 1.45	- 1.21	UP	STOP	111.11	UP	169,228.55	52.01	-4
15	MAI	613.24	3.09	0.51	UP	STOP	590.56	UP	4,270,168.10	50.42	2
16	FIN	4,731.73	20.61	0.44	UP	START	4,736.41	UP	4,860,087.30	49.81	2
17	HEALTH	7,442.65	1.50	0.02	DOWN	START	7,555.43	UP	2,348,381.60	49.56	-1
18	STEEL	38.56	- 0.17	- 0.44	UP	STOP	37.46	UP	53,422.25	49.46	-4
19	PETRO	1,017.36	- 4.16	- 0.41	DOWN	STOP	990.11	UP	1,702,566.05	47.72	0
20	ICT	169.39	0.57	0.34	UP	STOP	164.79	UP	3,556,107.70	47.40	3
21	BANK	392.63	- 0.43	- 0.11	DOWN	START	404.21	UP	8,472,276.75	46.47	-1
22	IMM	37.69	- 0.33	- 0.87	DOWN	STOP	35.04	DOWN	325,416.80	46.39	-1
23	TRANS	374.09	- 2.26	- 0.60	DOWN	STOP	368.77	UP	3,846,274.35	44.83	-1
24	CONMAT	9,236.53	0.46	-	DOWN	START	9,440.13	DOWN	1,183,801.25	44.04	0
25	FOOD	12,783.22	16.22	0.13	UP	STOP	12,487.17	UP	3,638,886.95	43.35	0
26	PKG	5,298.94	18.91	0.36	UP	START	5,481.88	DOWN	789,260.60	40.80	0
27	SET100	2,266.42	9.38	0.42	UP	STOP	2,221.54	UP	50,298,846.25	38.90	1
28	SET50	1,004.22	5.11	0.51	UP	STOP	988.12	UP	38,625,678.90	38.37	3
29	INSUR	12,339.43	- 54.82	- 0.44	DOWN	START	12,793.43	DOWN	709,455.10	37.63	-2
30	PAPER	4,360.35	-	-	DOWN	START	4,577.14	DOWN	6,442.15	36.66	-1
31	ENERG	24,368.57	- 39.47	- 0.16	DOWN	STOP	24,336.60	DOWN	11,143,473.15	34.96	-1

## Bull Gauge

23

### Most 5 Aggressive Bulls

1. PROP - CPN SIRI
2. ICT - SKY DTCENT
3. SET50
4. MEDIA - WAVE
5. PFNREIT

## Bear Gauge

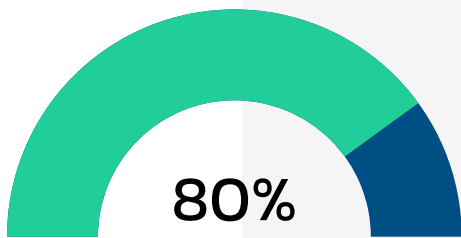
08

### Most 5 Aggressive Bears

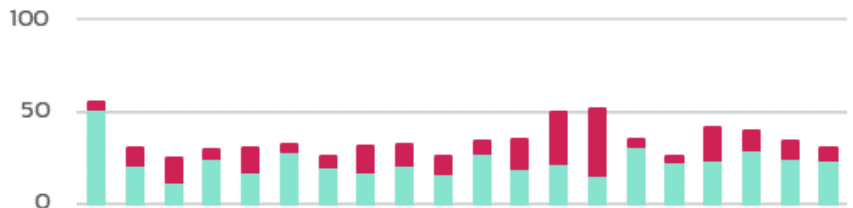
1. STEEL
2. PERSON
3. AGRI
4. INSUR
5. FASHION - PDJ

\* การลงทุนมีความเสี่ยง ผู้ลงทุนควรศึกษาข้อมูลให้รอบคอบก่อนตัดสินใจลงทุน

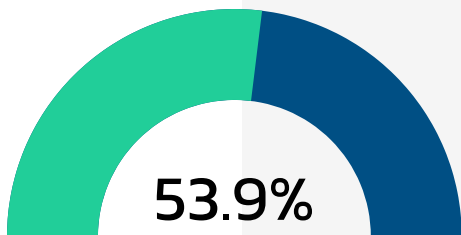
## Pi Meter Monitoring System



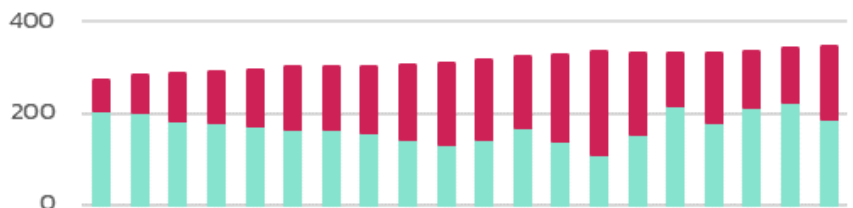
80%  
3% Meter



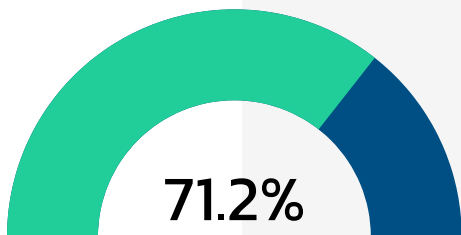
จำนวนสัดส่วน 3% : -3%, 24 : 6



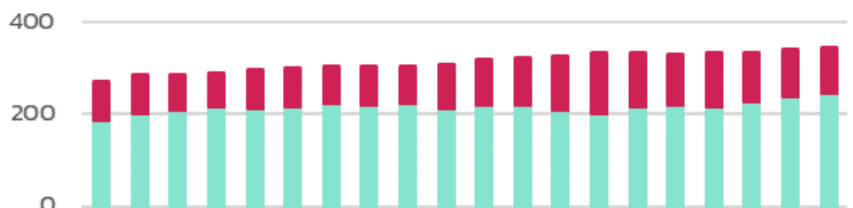
53.9%  
Heikin-Ashi  
Meter



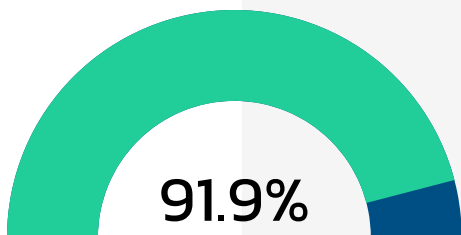
จำนวนสัดส่วน Up : Down, 187 : 160



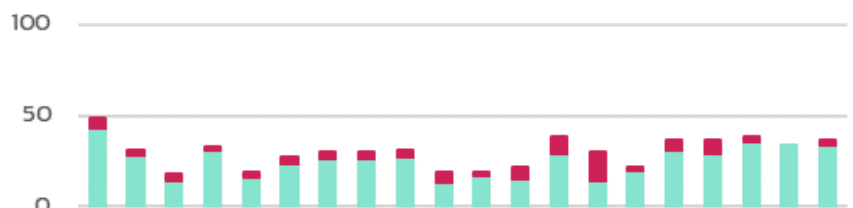
71.2%  
EMA75 Meter



จำนวนสัดส่วน Up : Down, 247 : 100



91.9%  
New High / New Low  
Meter



จำนวนสัดส่วน NH : NL, 34 : 3

\* การลงทุนมีความเสี่ยง ผู้ลงทุนควรศึกษาข้อมูลให้รอบคอบก่อนตัดสินใจลงทุน

# Pi Technical Daily

04 February 2023



Class A													Pi Volatility Day			SMA20 Value		
No.	Name	Last	Change	%	Momentum	Start/Stop	Point	Trend	(‘000 Baht)	Pi Score	Position	H-Ashi	EMA75	N-High				
1	SKY	23.00	1.20	5.50	UP	STOP	19.24	UP	156,905.40	86.78	0							
Class B													Pi Volatility Day			SMA20 Value		
No.	Name	Last	Change	%	Momentum	Start/Stop	Point	Trend	(‘000 Baht)	Pi Score	Position	H-Ashi	EMA75	N-High				
2	MTW	6.70	0.65	10.74	UP	STOP	5.27	UP	48,007.25	73.12	4							
3	BWG	1.05	0.01	0.96	UP	STOP	0.92	UP	68,257.50	70.35	2							
4	TRC	0.70	0.02	2.94	UP	STOP	0.52	UP	152,474.95	79.49	0							
5	OTO	19.70	-	-	UP	STOP	18.22	UP	66,124.05	70.24	-2							
Class C													Pi Volatility Day			SMA20 Value		
No.	Name	Last	Change	%	Momentum	Start/Stop	Point	Trend	(‘000 Baht)	Pi Score	Position	H-Ashi	EMA75	N-High				
6	PDJ	3.86	0.22	6.04	UP	STOP	3.38	UP	23,824.80	62.33	40							
7	SIRI	1.93	0.06	3.21	UP	STOP	1.75	UP	403,444.65	61.93	13							
8	DELTA	950.00	34.00	3.71	UP	STOP	827.91	UP	2,490,402.70	62.71	12							
9	TEAM	10.10	0.40	4.12	UP	STOP	8.32	UP	157,798.00	63.16	10							
10	KCE	58.00	1.25	2.20	UP	STOP	51.88	UP	1,494,118.35	62.17	9							
11	BE8	69.25	0.75	1.09	UP	STOP	62.30	UP	167,970.60	60.38	9							
12	PLANB	8.95	0.10	1.13	UP	STOP	8.03	UP	373,738.70	60.34	9							
13	SNNP	24.50	0.30	1.24	UP	STOP	22.59	UP	176,316.90	62.81	5							
14	ETC	4.44	0.04	0.91	DOWN	STOP	4.14	UP	61,852.05	63.33	4							
15	AKP	2.54	0.02	0.79	DOWN	STOP	2.24	UP	14,598.25	62.18	3							
16	STI	7.90	0.15	1.94	DOWN	STOP	6.57	UP	95,944.50	68.97	2							
17	SISB	25.75	0.50	1.98	UP	STOP	23.11	UP	44,772.25	68.92	2							
18	MENA	1.91	0.01	0.53	DOWN	STOP	1.76	UP	12,259.85	64.07	2							
19	AEONTS	204.00	-	-	UP	STOP	190.37	UP	109,219.20	65.23	1							
20	HANA	64.75	- 0.25	- 0.38	UP	STOP	57.62	UP	823,394.10	65.22	-1							
21	NCAP	4.72	0.02	0.43	UP	STOP	3.98	UP	141,873.75	61.57	-1							
22	SAWAD	57.75	-	-	UP	STOP	52.95	UP	657,898.95	62.50	-2							
Class D													Pi Volatility Day			SMA20 Value		
No.	Name	Last	Change	%	Momentum	Start/Stop	Point	Trend	(‘000 Baht)	Pi Score	Position	H-Ashi	EMA75	N-High				
23	BOL	12.30	0.90	7.89	UP	STOP	11.20	UP	11,449.30	57.99	117							
24	ILM	19.60	0.80	4.26	UP	STOP	18.17	UP	14,313.60	55.00	103							
25	CPN	74.75	2.75	3.82	UP	STOP	70.20	UP	469,600.95	58.58	94							
26	TACC	6.70	0.20	3.08	UP	STOP	6.21	UP	10,951.25	51.44	91							
27	YONG	2.56	0.20	8.47	UP	STOP	2.15	UP	42,750.70	58.27	80							
28	NSL	24.20	1.10	4.76	UP	STOP	22.04	UP	20,340.45	57.84	80							
29	TIDLOR	30.25	1.25	4.31	UP	START	30.49	UP	612,190.40	52.68	79							
30	RS	17.40	0.60	3.57	UP	STOP	15.98	UP	49,770.95	55.60	74							
31	TASCO	18.10	0.40	2.26	UP	STOP	17.19	UP	77,163.00	54.22	62							
32	D	6.40	0.20	3.23	UP	STOP	5.84	UP	10,346.60	52.40	52							
33	GLOBAL	21.10	0.40	1.93	UP	START	21.80	UP	373,396.15	50.28	50							
34	PSH	13.40	0.20	1.52	UP	STOP	12.80	UP	15,069.50	53.81	49							
35	CWT	2.78	0.06	2.21	UP	STOP	2.57	UP	12,151.60	51.92	44							
36	IRCP	1.19	0.04	3.48	UP	STOP	1.07	UP	18,270.80	51.27	43							
37	PRINC	6.50	0.15	2.36	UP	STOP	5.91	UP	24,557.00	54.65	42							
38	THANA	2.84	0.08	2.90	UP	STOP	2.59	UP	12,714.90	50.47	41							
39	FTI	2.30	0.04	1.77	DOWN	STOP	2.26	UP	10,311.45	53.79	38							
40	NETBAY	29.75	0.75	2.59	UP	STOP	26.82	UP	18,225.45	59.68	34							
41	IT	5.65	0.15	2.73	UP	START	6.08	UP	10,031.45	51.88	32							
42	SAK	7.20	0.20	2.86	UP	STOP	6.46	UP	28,432.50	58.25	31							
43	TFFIF	8.25	0.10	1.23	UP	STOP	7.91	UP	20,160.80	58.00	30							
44	KISS	9.20	0.15	1.66	UP	STOP	8.48	UP	24,759.60	52.38	30							

\* การลงทุนมีความเสี่ยง ผู้ลงทุนควรศึกษาข้อมูลให้รอบคอบก่อนตัดสินใจลงทุน

# Pi Technical Daily

04 February 2023



45	KAMART	8.80	0.25	2.92	DOWN	STOP	7.72	UP	64,970.00	58.81	29
46	ROJNA	6.55	0.10	1.55	UP	STOP	6.07	UP	10,120.70	58.85	28
47	TKT	3.22	0.14	4.55	UP	STOP	2.63	UP	42,983.50	57.40	28
48	TKN	11.50	0.20	1.77	DOWN	STOP	10.73	UP	151,838.95	53.73	28
49	BM	4.88	0.06	1.24	DOWN	STOP	4.50	UP	22,336.35	53.50	28
50	MBK	18.30	0.20	1.10	DOWN	STOP	17.27	UP	49,339.40	51.07	28
51	CPALL	67.50	0.75	1.12	DOWN	START	70.79	UP	1,936,973.75	50.50	27
52	WICE	11.90	0.20	1.71	DOWN	STOP	11.04	UP	91,829.50	53.06	26
53	MC	11.60	0.20	1.75	DOWN	STOP	11.00	UP	16,372.55	57.27	25
54	MONO	1.63	0.02	1.24	UP	STOP	1.49	UP	26,101.90	52.48	24
55	CRC	44.75	0.50	1.13	UP	START	45.57	UP	559,564.40	51.73	23
56	BJC	38.50	0.50	1.32	UP	STOP	36.03	UP	235,578.70	57.37	18
57	LH	9.95	0.05	0.51	DOWN	STOP	9.58	UP	285,013.15	53.20	18
58	EKH	8.90	0.05	0.56	DOWN	STOP	8.44	UP	35,887.75	52.72	18
59	PSL	16.40	0.10	0.61	DOWN	STOP	15.33	UP	149,178.40	52.68	18
60	THG	70.50	0.50	0.71	UP	STOP	67.45	UP	126,308.25	52.63	18
61	SHR	4.50	0.06	1.35	UP	STOP	4.25	UP	72,848.30	58.50	17
62	JWD	21.40	0.20	0.94	DOWN	STOP	20.21	UP	88,746.55	51.07	17
63	ITNS	4.86	0.06	1.25	UP	STOP	4.39	UP	22,452.15	59.22	16
64	TMI	1.75	0.02	1.16	UP	STOP	1.55	UP	18,919.10	52.20	16
65	PRM	7.90	0.10	1.28	UP	STOP	7.40	UP	90,745.30	57.91	15
66	MINT	33.75	0.25	0.75	UP	STOP	31.87	UP	926,935.70	55.32	15
67	BRI	11.30	0.10	0.89	DOWN	STOP	10.87	UP	32,879.85	51.70	15
68	TCAP	43.25	0.25	0.58	UP	STOP	42.32	UP	121,226.60	50.82	15
69	SABINA	26.25	0.25	0.96	UP	STOP	24.51	UP	19,602.35	58.33	14
70	TOA	34.75	0.25	0.72	UP	STOP	32.40	UP	105,550.90	52.25	14
71	MAKRO	41.50	0.25	0.61	DOWN	STOP	40.09	UP	669,783.25	53.54	12
72	CBG	103.50	0.50	0.49	UP	STOP	97.75	UP	334,641.90	54.40	11
73	DTAC	50.00	0.25	0.50	UP	STOP	47.41	UP	514,483.95	59.27	10
74	BAFS	33.75	0.25	0.75	UP	STOP	31.06	UP	42,573.30	56.90	9
75	HUMAN	12.70	0.10	0.79	DOWN	STOP	11.74	UP	42,670.35	56.86	9
76	BKI	294.00	1.00	0.34	DOWN	STOP	286.44	UP	10,286.50	54.02	9
77	COMAN	6.55	0.05	0.77	DOWN	STOP	6.08	UP	10,268.60	57.51	8
78	BBIK	139.50	0.50	0.36	UP	STOP	126.99	UP	47,303.85	58.59	6
79	SICT	9.00	0.05	0.56	DOWN	STOP	8.23	UP	18,513.20	57.13	5
80	SC	4.68	-	-	UP	STOP	4.28	UP	81,385.50	59.08	2
81	ZEN	18.00	-	-	DOWN	STOP	17.01	UP	11,857.20	54.59	2
82	ICHI	12.50	-	-	UP	STOP	11.33	UP	68,310.30	58.73	1
83	AU	12.20	-	-	DOWN	STOP	11.69	UP	44,793.70	53.18	-1
84	WHART	11.80	-	-	UP	STOP	11.21	UP	27,390.65	59.71	-2
85	AQUA	0.68	-	-	UP	START	0.69	UP	31,650.40	52.66	-2
86	SPA	11.80	-	-	DOWN	STOP	11.03	UP	38,228.25	51.36	-2
87	QH	2.38	-	-	UP	STOP	2.27	UP	37,326.85	53.85	-3
88	NER	6.40	-	-	DOWN	STOP	6.29	UP	49,752.80	52.23	-4
89	NOBLE	5.70	-	-	DOWN	STOP	5.32	UP	19,405.35	56.67	-5
90	SAPPE	47.00	-	-	UP	STOP	43.41	UP	26,731.55	57.13	-7
91	PR9	20.00	- 0.10	- 0.50	DOWN	STOP	18.55	UP	50,642.40	55.87	-9
92	TTCL	4.90	- 0.02	- 0.41	UP	STOP	4.63	UP	13,568.35	54.50	-13
93	TKC	22.00	- 0.10	- 0.45	DOWN	STOP	21.52	UP	18,970.60	52.60	-14
94	TFG	5.70	- 0.05	- 0.87	UP	STOP	5.21	UP	50,177.30	53.26	-15
95	AURA	18.10	- 0.40	- 2.16	DOWN	STOP	17.98	UP	163,689.90	57.79	-30
96	WHA	3.98	- 0.04	- 1.00	UP	STOP	3.71	UP	397,216.15	51.94	-31

\* การลงทุนมีความเสี่ยง ผู้ลงทุนควรศึกษาข้อมูลให้รอบคอบก่อนตัดสินใจลงทุน

# Pi Technical Daily

04 February 2023



Class E													Pi Volatility Day			SMA20 Value			H-Ashi	EMA75	N-High
No.	Name	Last	Change	%	Momentum	Start/Stop	Point	Trend		('000 Baht)	Pi Score	Position									
97	HMPRO	14.90	0.50	3.47	UP	START	15.40	UP		479,959.30	48.15	71									
98	DOHOME	14.20	0.50	3.65	UP	START	14.77	DOWN		150,715.95	47.00	65									
99	NEX	18.30	0.50	2.81	UP	STOP	16.88	UP		94,015.15	49.38	63									
100	UKEM	1.63	0.05	3.16	UP	STOP	1.53	DOWN		13,025.55	47.13	48									
101	EA	89.50	3.00	3.47	UP	START	91.08	DOWN		1,055,023.35	43.16	33									
102	NUSA	1.12	0.02	1.82	DOWN	STOP	1.09	DOWN		20,822.85	47.56	26									
103	TAKUNI	3.20	0.04	1.27	UP	STOP	3.05	UP		32,708.15	48.17	25									
104	TH	2.86	0.04	1.42	UP	STOP	2.40	DOWN		85,499.15	48.85	19									
105	INTUCH	73.75	0.75	1.03	DOWN	START	76.25	DOWN		225,554.15	44.11	18									
106	ADVANC	198.50	1.00	0.51	UP	START	203.91	UP		898,360.40	48.73	16									
107	JASIF	8.25	0.05	0.61	UP	START	8.31	UP		39,187.55	45.94	16									
108	GULF	54.00	0.25	0.47	DOWN	STOP	52.85	UP		807,595.25	48.14	13									
109	DTCENT	2.26	0.10	4.63	UP	STOP	2.02	DOWN		34,599.65	40.69	13									
110	JKN	3.44	0.06	1.78	UP	START	3.60	DOWN		58,597.05	41.98	11									
111	RBF	13.00	0.10	0.78	UP	START	14.13	DOWN		100,650.75	46.79	10									
112	SYNEX	16.60	0.10	0.61	UP	STOP	15.88	DOWN		30,810.00	45.70	10									
113	PROEN	6.30	0.05	0.80	UP	START	6.89	DOWN		58,973.75	45.92	9									
114	AMARC	3.06	-	-	DOWN	STOP	2.79	UP		23,049.85	44.83	6									
115	KJL	16.40	0.10	0.61	UP	STOP	15.21	UP		13,175.35	43.96	4									
116	SCGP	53.50	0.25	0.47	UP	START	55.87	DOWN		663,857.55	41.74	4									
117	ONEE	8.00	0.10	1.27	UP	START	8.38	DOWN		60,359.65	40.21	4									
118	GUNKUL	5.00	-	-	DOWN	START	5.31	DOWN		178,349.75	42.44	0									
119	PSG	1.25	-	-	UP	STOP	1.20	DOWN		41,188.95	46.70	-1									
120	PTT	33.00	-	-	DOWN	STOP	31.99	DOWN		1,325,132.80	41.97	-1									
121	OSP	28.50	-	-	DOWN	STOP	27.96	DOWN		228,247.10	45.31	-2									
122	BDMS	30.00	-	-	DOWN	STOP	28.60	UP		986,656.00	49.64	-3									
123	BEM	9.75	-	-	DOWN	STOP	9.39	UP		669,225.25	49.99	-4									
124	ZIGA	3.74	- 0.02	- 0.53	UP	STOP	3.55	DOWN		72,401.35	46.55	-4									
125	KTC	59.25	-	-	UP	START	59.33	UP		388,030.75	48.50	-6									
126	BAY	32.00	-	-	DOWN	STOP	30.62	UP		18,531.80	49.26	-8									
127	BLA	29.00	- 0.25	- 0.85	DOWN	START	29.91	DOWN		99,999.20	41.51	-12									
128	MAJOR	18.70	- 0.10	- 0.53	DOWN	STOP	17.73	UP		62,729.30	47.48	-15									
129	THANI	4.16	- 0.04	- 0.95	UP	START	4.32	DOWN		81,221.50	45.06	-20									
130	KTB	17.60	- 0.10	- 0.56	DOWN	START	18.04	UP		782,346.35	46.46	-22									
131	GSC	2.28	- 0.10	- 4.20	DOWN	STOP	2.04	DOWN		15,844.40	47.06	-41									

Class F													Pi Volatility Day			SMA20 Value			H-Ashi	EMA75	N-High
No.	Name	Last	Change	%	Momentum	Start/Stop	Point	Trend		('000 Baht)	Pi Score	Position									
132	JMT	54.75	1.00	1.86	UP	START	60.13	DOWN		783,980.75	33.00	1									
133	LANNA	15.80	0.10	0.64	UP	START	16.79	DOWN		27,152.40	34.29	0									
134	MORE	0.40	0.01	2.56	DOWN	START	0.48	DOWN		13,215.15	31.64	0									
135	TU	16.10	-	-	UP	START	16.80	DOWN		287,928.00	37.82	-1									
136	CKP	4.56	0.02	0.44	UP	START	4.74	DOWN		56,824.50	39.89	-2									

\* การลงทุนมีความเสี่ยง ผู้ลงทุนควรศึกษาข้อมูลให้รอบคอบก่อนตัดสินใจลงทุน