

SET

ดัชนีราคาหุ้นตลาดหลักทรัพย์แห่งประเทศไทย

Resistance 1,460 / 1,470

Support 1,440 / 1,430

Adjust Stop 1,443.43 (Risk 0.63%)

Trailing Stop 1,429.99 (Risk 1.55%)

Base Stop 1,429.99 (Risk 1.55%)

Major Base Stop

- 1,429.99 (Risk 1.55%, 04/10/2023)

Highest Price at this Cycle

- 1,456.34 (Discount 0.26%, 05/10/2023)

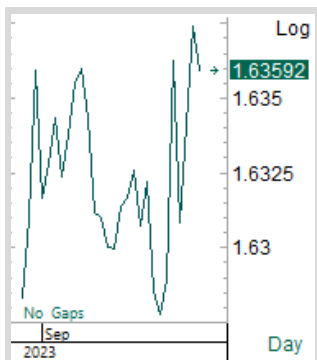
Short-term Trend - Down

Long-term Trend - Down

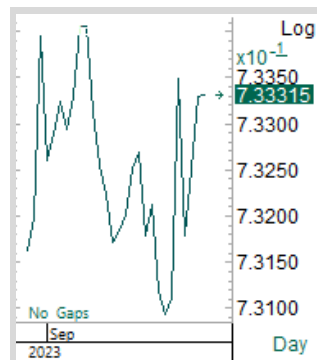


คงระมัดระวังแรงขายทำกำไร

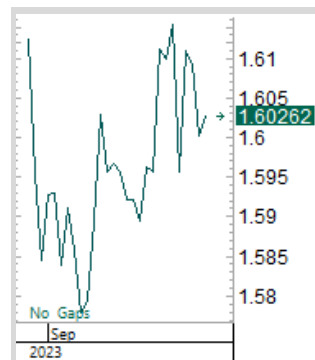
แรงซื้อยังพยายามตีกลับสู่ได้ดี ทำให้โอกาสการเก็งกำไรริบาวด์ระยะสั้นยังคงอยู่ คงระมัดระวังเพียงแรงขายทำกำไร สังเกตติดตามในช่วงระหว่างการเปิดเทรด การรอเลือกหุ้นเลือกกลุ่มที่แข็งแกร่งกว่าตลาด ณ เวลานั้น (Realtime Scan) จะมีความได้เปรียบ ช่วงเวลาที่มีความผันผวนมาก ควรปฏิบัติตามระเบียบวินัยการลงทุนอย่างเข้มงวดเช่นเดิม



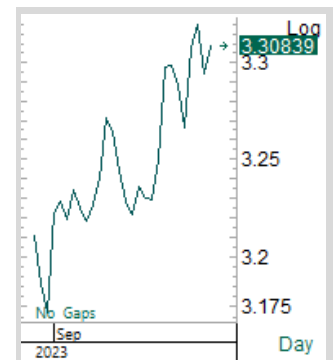
SET/SET50



SET/SET100

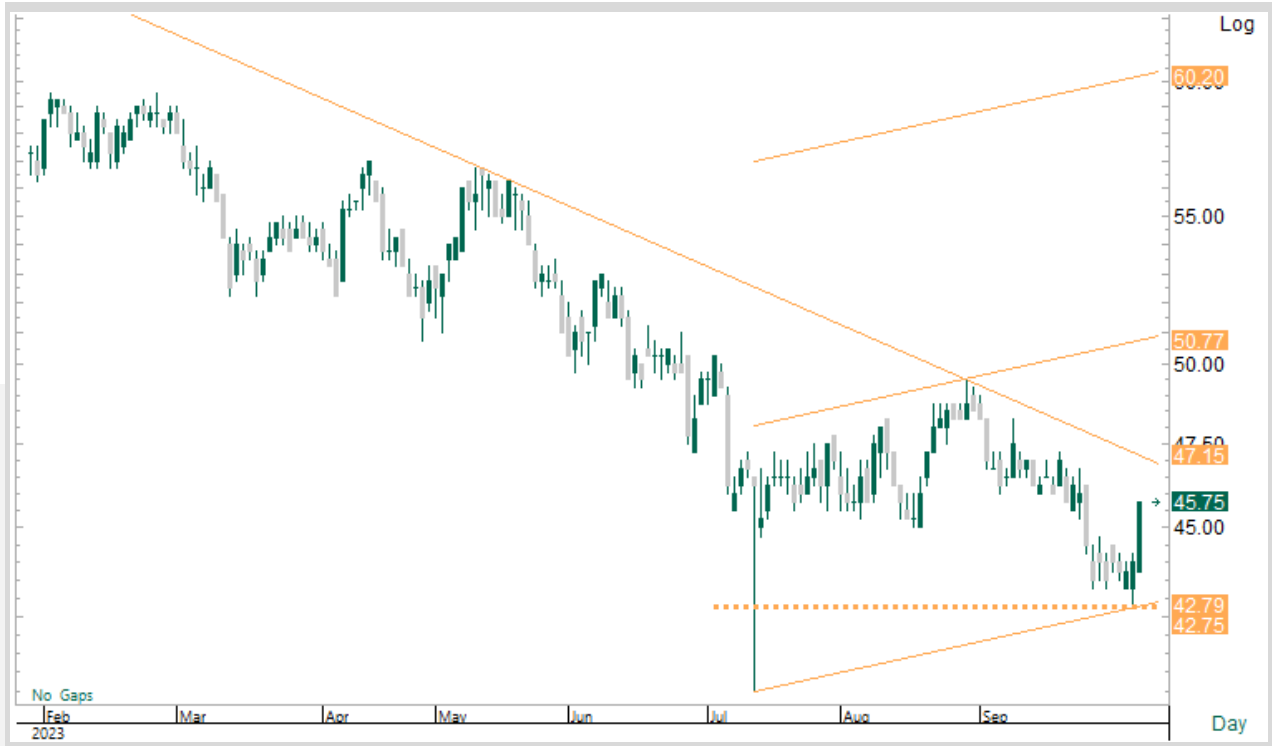


SET/SSET



SET/MAI

* การลงทุนมีความเสี่ยง ผู้ลงทุนควรศึกษาข้อมูลให้รอบคอบก่อนตัดสินใจลงทุน



KTC, SET50 - FIN

บริษัท บัตรกรุงไทย จำกัด (มหาชน)

Resistance 46.50 / 47.00

Support 45.00 / 44.50

Adjust Stop 43.75 (Risk 4.37%)

Trailing Stop 42.75 (Risk 6.56%)

Base Stop 42.75 (Risk 6.56%)

Major Base Stop

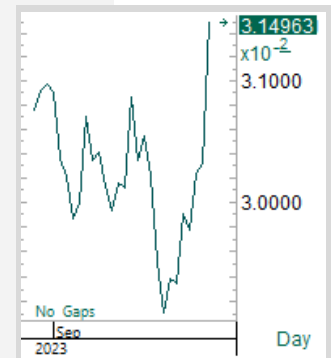
- 40.50 (Risk 11.48%, 12/07/2023)

Highest Price at this Cycle

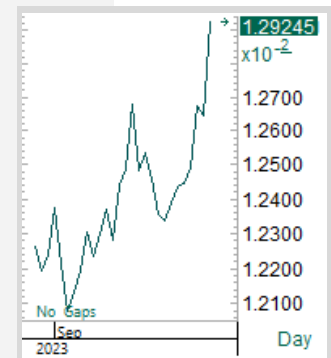
- 49.50 (Discount 8.20%, 30/08/2023)

Short-term Trend - 1st Up

Long-term Trend - Down



KTC/SET



KTC/FIN

* การลงทุนมีความเสี่ยง ผู้ลงทุนควรศึกษาข้อมูลให้รอบคอบก่อนตัดสินใจลงทุน



SAT, SET - AUTO

บริษัท สมบูรณ์ แอ็ดวานซ์ เทคโนโลยี จำกัด (มหาชน)

Resistance 18.30 / 18.50

Support 17.90 / 17.70

Adjust Stop 17.60 (Risk 2.76%)

Trailing Stop 17.10 (Risk 5.52%)

Base Stop 17.10 (Risk 5.52%)

Major Base Stop

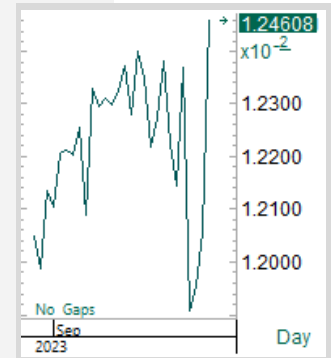
- 17.10 (Risk 5.52%, 04/10/2023)

Highest Price at this Cycle

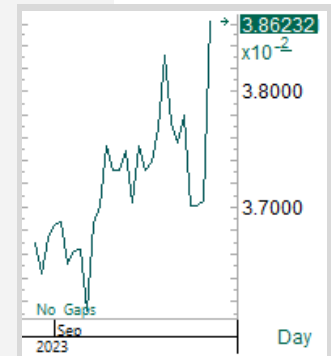
- 18.20 (Discount 0.55%, 05/10/2023)

Short-term Trend - 1st Up

Long-term Trend - Down



SAT/SET



SAT/AUTO

* การลงทุนมีความเสี่ยง ผู้ลงทุนควรศึกษาข้อมูลให้รอบคอบก่อนตัดสินใจลงทุน

No.	Name	Last	Change	%	Momentum	Pi Volatility Day			SMA20 Value		
						Start/Stop	Point	Trend	(‘000 Baht)	Pi Score	Position
1	ICT	159.26	0.07	0.04	DOWN	STOP	158.06	DOWN	3,290,003.05	64.06	0
2	HELTH	7,065.22	- 12.86	- 0.18	UP	STOP	6,838.32	UP	2,693,186.55	61.82	0
3	PAPER	3,319.49	-	-	DOWN	STOP	3,189.27	DOWN	1,795.15	58.21	2
4	FASHION	682.36	- 0.77	- 0.11	UP	START	705.77	DOWN	82,144.20	58.12	0
5	BANK	389.31	0.81	0.21	UP	START	398.87	DOWN	5,847,997.20	57.75	2
6	FOOD	11,116.91	- 1.00	- 0.01	UP	START	11,495.53	DOWN	2,908,813.10	57.64	0
7	INSUR	10,732.41	- 258.42	- 2.35	DOWN	STOP	10,700.84	DOWN	385,326.15	56.64	-4
8	TRANS	331.76	1.81	0.55	DOWN	START	341.32	DOWN	3,036,103.25	54.50	0
9	COMM	33,465.34	158.70	0.48	UP	START	34,594.09	DOWN	3,962,172.15	52.25	2
10	CONMAT	7,829.84	100.97	1.31	UP	START	7,987.01	DOWN	662,068.00	51.80	9
11	TOURISM	594.06	4.63	0.79	DOWN	START	623.26	DOWN	821,007.60	51.64	3
12	HOME	21.00	- 0.10	- 0.47	DOWN	START	21.95	DOWN	17,277.60	50.57	-3
13	STEEL	28.48	- 0.19	- 0.66	DOWN	START	30.10	DOWN	22,114.15	50.37	-3
14	FIN	3,539.80	59.82	1.72	UP	START	3,673.57	DOWN	2,314,405.00	50.26	7
15	SSET	906.36	- 0.58	- 0.06	UP	START	934.27	DOWN	2,355,466.95	50.21	-2
16	SET100	1,980.80	1.73	0.09	DOWN	START	2,041.56	DOWN	39,373,541.80	49.82	-1
17	PROF	361.10	4.29	1.20	UP	START	392.19	DOWN	165,387.50	49.03	1
18	AUTO	468.63	- 3.60	- 0.76	UP	START	490.81	DOWN	212,639.85	48.94	-6
19	PERSON	88.38	- 0.46	- 0.52	DOWN	START	93.03	DOWN	57,843.70	47.55	-2
20	PKG	3,690.08	0.76	0.02	DOWN	START	3,981.53	DOWN	492,685.25	47.32	0
21	PROP	227.71	- 1.24	- 0.54	DOWN	START	237.73	DOWN	2,446,935.90	46.81	-5
22	IMM	27.16	0.06	0.22	DOWN	START	29.19	DOWN	370,113.30	46.59	1
23	SET50	887.91	1.61	0.18	DOWN	START	915.24	DOWN	32,518,511.40	46.52	3
24	AGRI	175.65	0.04	0.02	UP	START	186.49	DOWN	228,186.40	46.26	0
25	CONS	53.33	0.07	0.13	UP	START	55.94	DOWN	183,952.55	45.45	2
26	ENERG	20,260.55	- 148.93	- 0.73	DOWN	START	21,251.76	DOWN	10,168,504.40	44.66	-4
27	MAI	439.05	- 1.53	- 0.35	UP	START	459.52	DOWN	1,483,198.10	44.64	-2
28	PFNREIT	126.56	- 0.08	- 0.06	DOWN	START	129.89	DOWN	132,698.70	44.29	0
29	ETRON	10,566.12	127.70	1.22	DOWN	START	11,940.27	DOWN	3,737,169.40	42.60	0
30	PETRO	685.57	6.00	0.88	DOWN	START	736.46	DOWN	920,641.75	40.03	0
31	MEDIA	31.57	- 0.41	- 1.28	DOWN	START	33.79	DOWN	425,371.40	31.18	0

Bull Gauge

04

Most 5 Aggressive Bulls

1. CONMAT
2. FIN - MTC KTC SAWAD JMT
3. TOURISM
4. SET50
5. PAPER

Bear Gauge

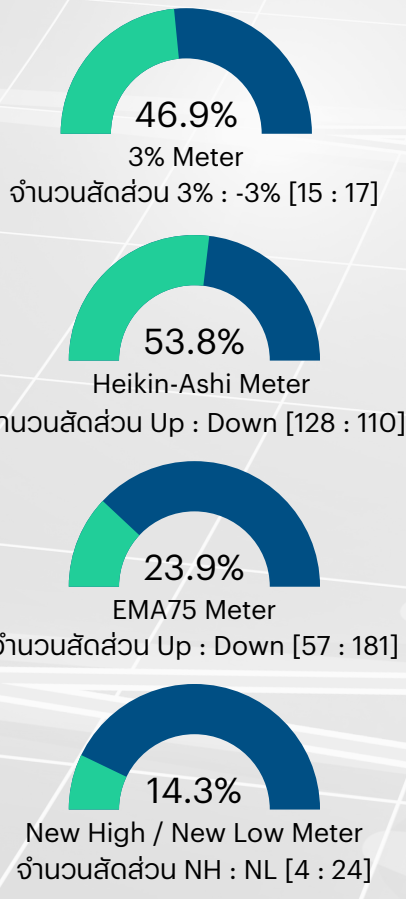
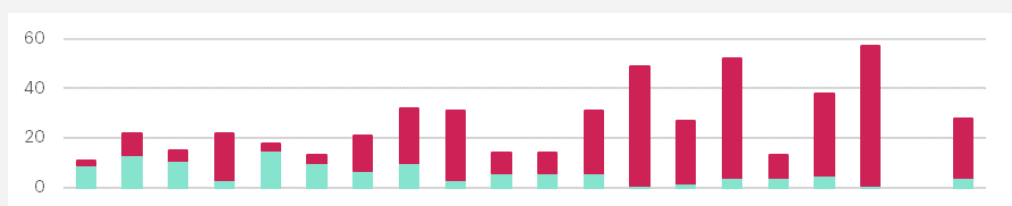
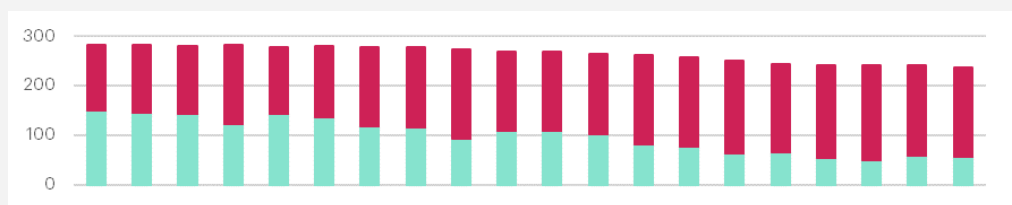
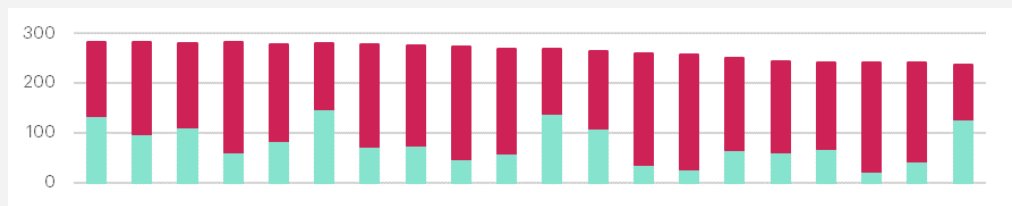
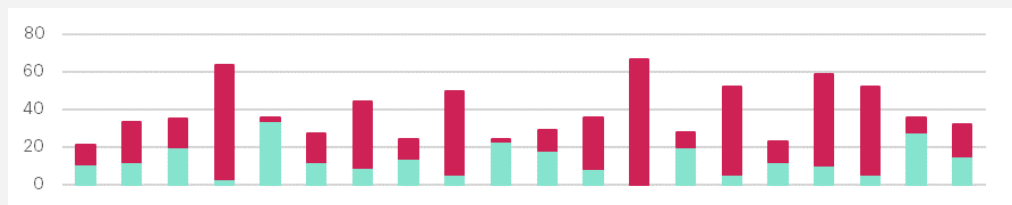
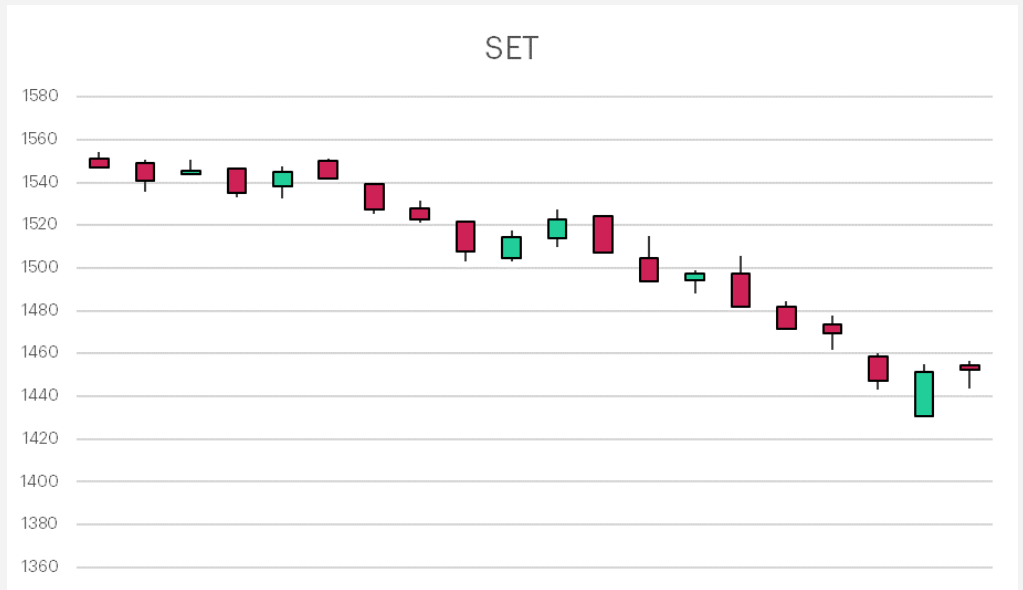
27

Most 5 Aggressive Bears

1. AUTO
2. PROP - RABBIT AP
3. ENERG - SPRC PRIME
4. INSUR - TLI BLA
5. STEEL

* การลงทุนมีความเสี่ยง ผู้ลงทุนควรศึกษาข้อมูลหรือขอคำปรึกษาจากที่ปรึกษาการลงทุน

Pi Meter Monitoring System



* การลงทุนมีความเสี่ยง ผู้ลงทุนควรศึกษาข้อมูลให้รอบคอบก่อนตัดสินใจลงทุน

pi Technical Daily

06 October 2023

Class C		Pi Volatility Day							SMA20 Value			H-Ashi	EMA75	N-High
No.	Name	Last	Change	%	Momentum	Start/Stop	Point	Trend	('000 Baht)	Pi Score	Position			
1	TKC	26.50	1.80	7.29	UP	STOP	22.96	UP	17,388.25	61.73	34			
2	TISCO	100.00	2.25	2.30	UP	START	101.23	UP	306,411.90	62.44	18			
3	SKY	38.75	1.75	4.73	UP	STOP	33.31	UP	145,380.80	66.92	12			
4	XO	31.00	1.25	4.20	UP	START	32.75	UP	66,093.15	65.58	11			
5	ICHI	17.20	0.60	3.61	UP	STOP	15.38	UP	129,013.25	64.41	11			
6	JMT	49.00	1.50	3.16	UP	STOP	43.90	UP	397,526.80	65.20	9			
7	SYMC	9.05	0.50	5.85	UP	START	9.73	UP	10,756.65	61.71	9			
8	WHA	5.25	0.05	0.96	UP	STOP	5.03	UP	306,877.90	62.44	7			
9	BBL	168.50	1.00	0.60	UP	START	170.36	UP	802,027.80	63.07	5			
10	MEGA	45.50	0.25	0.55	UP	STOP	42.88	UP	123,745.40	65.36	3			
11	TCAP	50.50	0.25	0.50	UP	START	50.93	UP	99,968.05	62.21	3			
12	BCH	20.30	0.10	0.50	UP	STOP	19.13	UP	226,598.20	68.08	2			
13	COM7	31.50	0.25	0.80	UP	STOP	29.97	UP	329,344.00	60.87	1			
14	ADVANC	225.00	-1.00	-0.44	DOWN	STOP	217.05	UP	1,125,689.60	65.68	0			
15	SMT	5.45	0.05	0.93	UP	STOP	4.71	UP	23,602.05	61.50	0			
16	BH	263.00	-1.00	-0.38	DOWN	STOP	253.17	UP	664,651.45	63.89	-1			
17	TTW	9.00	-	-	UP	STOP	8.68	UP	30,080.40	62.21	-1			

Class D		Pi Volatility Day							SMA20 Value			H-Ashi	EMA75	N-High
No.	Name	Last	Change	%	Momentum	Start/Stop	Point	Trend	('000 Baht)	Pi Score	Position			
18	SAT	18.10	0.60	3.43	UP	START	18.40	DOWN	22,563.60	51.65	82			
19	KTC	45.75	1.75	3.98	UP	START	46.76	DOWN	142,825.15	52.80	74			
20	SCC	305.00	7.00	2.35	UP	START	310.04	DOWN	482,658.50	55.67	55			
21	MTC	37.00	1.50	4.23	UP	START	39.38	DOWN	315,062.20	52.13	52			
22	ALPHAX	1.30	0.05	4.00	DOWN	START	1.39	DOWN	10,911.00	52.81	48			
23	SAPPE	89.50	5.25	6.23	UP	STOP	77.32	UP	99,437.35	59.15	34			
24	RS	14.50	0.40	2.84	UP	START	14.92	DOWN	35,218.90	56.38	33			
25	MINT	31.25	0.50	1.63	UP	START	32.81	DOWN	438,484.30	52.73	28			
26	PRTR	7.40	0.30	4.23	UP	STOP	6.77	UP	16,056.90	56.60	24			
27	TACC	4.60	0.10	2.22	UP	STOP	4.34	DOWN	13,939.90	51.85	24			
28	BPP	13.90	0.20	1.46	UP	START	14.49	DOWN	12,496.10	52.35	22			
29	SNNP	21.00	0.40	1.94	UP	START	22.23	DOWN	92,885.75	51.25	22			
30	AOT	69.25	0.75	1.09	DOWN	START	71.44	DOWN	1,485,824.70	55.87	20			
31	MALEE	7.15	0.15	2.14	UP	START	7.78	DOWN	15,434.70	51.19	20			
32	BAY	31.00	0.50	1.64	UP	START	32.03	DOWN	12,323.80	54.34	19			
33	DOHOME	11.40	0.30	2.70	UP	STOP	10.61	UP	105,216.05	55.30	16			
34	SABINA	26.50	0.50	1.92	UP	STOP	25.00	UP	20,122.60	56.61	14			
35	JTS	29.25	0.50	1.74	UP	START	32.20	DOWN	10,538.20	50.55	14			
36	NSL	23.00	0.30	1.32	UP	START	23.79	UP	17,725.15	56.80	13			
37	JMART	23.10	0.80	3.59	UP	STOP	21.34	UP	479,176.60	59.13	12			
38	AUCT	10.10	0.10	1.00	DOWN	START	10.99	DOWN	10,327.00	52.64	12			
39	AIT	4.74	0.06	1.28	UP	START	4.89	DOWN	10,742.90	52.25	12			
40	CPF	20.40	0.20	0.99	UP	START	21.39	DOWN	329,817.05	55.87	11			
41	CPALL	61.25	0.50	0.82	UP	START	62.90	DOWN	1,113,497.70	55.48	11			
42	KLINIQ	38.75	0.75	1.97	UP	STOP	34.76	UP	38,115.45	59.35	9			
43	JASIF	6.75	0.05	0.75	DOWN	STOP	6.61	DOWN	28,339.80	55.36	8			
44	EKH	7.90	0.05	0.64	UP	START	8.13	DOWN	13,203.20	58.22	7			
45	NRF	5.40	0.05	0.93	UP	STOP	4.71	DOWN	49,786.20	53.49	6			
46	SPA	12.60	0.10	0.80	DOWN	START	13.28	UP	28,648.50	57.54	5			
47	MAJOR	13.90	0.10	0.72	UP	START	14.44	DOWN	38,703.95	51.11	5			
48	MC	13.30	0.10	0.76	UP	STOP	12.68	UP	36,736.55	57.72	4			
49	TRUE	6.95	0.05	0.72	UP	START	7.52	DOWN	686,139.70	53.96	4			
50	TTB	1.70	0.01	0.59	UP	START	1.76	UP	362,519.10	58.60	2			

* การลงทุนมีความเสี่ยง ผู้ลงทุนควรศึกษาข้อมูลหรือสอบถามก่อนตัดสินใจลงทุน

pi Technical Daily

06 October 2023

51	MOSHI	54.75	-	-	UP	START	58.83	UP	45,304.65	56.17	2		
52	NYT	4.20	0.02	0.48	UP	START	4.67	UP	40,114.85	55.76	2		
53	AURA	17.60	-	-	UP	STOP	16.89	UP	42,230.80	59.42	0		
54	TKN	12.40	-	-	DOWN	START	13.80	UP	113,110.55	53.72	0		
55	CK	20.60	0.10	0.49	UP	START	21.57	DOWN	44,474.40	51.00	0		
56	EPG	7.00	-	-	UP	STOP	6.45	UP	11,877.65	58.72	-1		
57	RBF	11.40	-	-	UP	START	11.62	UP	45,418.30	57.44	-1		
58	SVI	8.05	-	-	UP	START	8.21	DOWN	12,611.30	56.37	-1		
59	LPF	12.40	-	-	DOWN	START	13.03	DOWN	12,843.90	52.05	-1		
60	KTB	19.10	-	-	UP	START	19.63	DOWN	787,534.20	57.58	-3		
61	TU	14.10	- 0.10	- 0.70	DOWN	STOP	13.67	UP	247,461.35	59.47	-4		
62	BTS	7.15	- 0.10	- 1.38	DOWN	START	7.60	DOWN	196,519.30	52.47	-20		
63	PTTEP	161.50	- 4.00	- 2.42	DOWN	START	171.06	UP	1,912,854.65	56.17	-24		

Class E														
Pi Volatility Day										SMA20 Value				
No.	Name	Last	Change	%	Momentum	Start/Stop	Point	Trend	(000 Baht)	Pi Score	Position	H-Ashi	EMA75	N-High
64	SAWAD	44.25	1.50	3.51	UP	START	46.50	DOWN	392,808.65	48.88	62			
65	TIDLOR	20.90	0.50	2.45	UP	START	22.19	DOWN	384,302.15	48.73	54			
66	YGG	6.65	0.25	3.91	UP	STOP	6.00	DOWN	14,221.15	46.77	31			
67	WHART	9.80	0.05	0.51	UP	START	10.27	DOWN	14,545.75	48.08	26			
68	PTTGC	33.25	0.50	1.53	UP	START	35.73	DOWN	423,668.00	44.54	20			
69	III	11.30	0.10	0.89	DOWN	START	12.48	DOWN	61,804.25	47.11	19			
70	AEONTS	153.50	2.00	1.32	DOWN	START	163.94	DOWN	37,667.60	44.72	18			
71	PSL	9.10	0.05	0.55	DOWN	START	10.05	DOWN	162,586.60	49.09	17			
72	SUN	4.92	0.12	2.50	UP	START	5.33	DOWN	11,995.30	45.43	17			
73	ACE	1.59	0.02	1.27	UP	START	1.67	DOWN	15,491.80	42.43	16			
74	CPAXT	32.00	0.25	0.79	UP	START	34.02	DOWN	243,371.15	46.06	15			
75	BJC	30.25	0.25	0.83	UP	START	31.96	DOWN	95,527.25	44.06	14			
76	BANPU	7.70	0.05	0.65	DOWN	START	8.28	DOWN	875,674.60	44.11	12			
77	WARRIX	8.90	0.05	0.56	UP	START	9.67	DOWN	18,566.10	49.93	11			
78	CPN	62.50	-	-	DOWN	START	66.10	DOWN	401,869.70	48.23	10			
79	BEM	8.05	-	-	UP	START	8.48	DOWN	249,787.85	47.23	8			
80	OR	18.10	0.20	1.12	DOWN	START	19.12	DOWN	340,485.85	41.46	8			
81	HMPRO	12.30	-	-	UP	START	13.07	DOWN	371,664.40	42.28	7			
82	RATCH	31.00	0.25	0.81	UP	START	32.64	DOWN	170,664.25	40.39	7			
83	TEAM	5.40	- 0.05	- 0.92	UP	START	5.98	DOWN	13,702.25	48.58	5			
84	DIF	9.05	-	-	DOWN	START	9.41	DOWN	76,019.15	42.81	5			
85	SUPER	0.46	-	-	UP	START	0.50	DOWN	12,942.40	44.90	4			
86	DELTA	85.00	1.25	1.49	DOWN	START	97.43	DOWN	1,895,721.80	41.42	4			
87	IRPC	2.02	-	-	DOWN	START	2.17	DOWN	102,504.30	41.62	2			
88	PTT	32.00	- 0.25	- 0.78	DOWN	START	33.96	DOWN	2,034,787.40	47.72	-12			

Class F														
Pi Volatility Day										SMA20 Value				
No.	Name	Last	Change	%	Momentum	Start/Stop	Point	Trend	(000 Baht)	Pi Score	Position	H-Ashi	EMA75	N-High
89	AWC	3.68	0.04	1.10	DOWN	START	3.99	DOWN	251,391.45	39.50	8			
90	DCC	1.68	-	-	DOWN	START	1.78	DOWN	14,434.75	35.76	2			
91	BGRIM	27.00	-	-	DOWN	START	30.25	DOWN	407,881.00	32.60	0			
92	EGCO	116.50	-	-	DOWN	START	123.68	DOWN	158,209.15	37.73	-1			

* การลงทุนมีความเสี่ยง ผู้ลงทุนควรศึกษาข้อมูลหรือขอคำปรึกษาจากผู้เชี่ยวชาญก่อนตัดสินใจลงทุน