

# TFEX Daily

7 กุมภาพันธ์ 2566

## S50H23

แผนเทรด.....รอสัญญาณยืนยันกลับตัว!

Gold spot

“ย่อทดสอบแนวรับ....ตามคาด!”

“แนะถือเงินสด...รอสัญญาณยืนยันกลับตัว”

## S50H23

แผนเทรด.....consolidate พักตัวบริเวณโซนรับ!

มุมมอง: ดัชนีลง (ไม่ลึก) consolidate พักตัวบริเวณโซนรับ 995 จุด (ไม่หลุด low 990) ขณะที่ RSI ย่อเล็กน้อย....

แผนเทรด....และรอสัญญาณยืนยันกลับตัว follow buy หากดัชนีทะลุโซนต้าน 1,000 ต้านถัดไป 1,005 และ 1,010 จุดตามลำดับ

Note: หากดัชนียังไม่ทะลุหรือเปลี่ยนแปลงเข้าเงื่อนไขที่ไว้ แนะถือเงินสดรอ!

“แผนเทรด....ทองคำลงแรง ลุ้นรีบาวด์!”

## Gold spot

จับสัญญาณเทรด....ทองคำ

มุมมอง: Gold spot ลงแรงทดสอบเส้น EMA 50 วัน บริเวณ \$1850/ออนซ์ ขณะที่ RSI recovery! เข้าใกล้เขตแดน oversold

แผนเทรด....ลงแรง ลุ้นรีบาวด์บริเวณโซนรับ \$1,850/ออนซ์ โซนต้าน \$1,900-1,920/ออนซ์ แผนปิดความเสี่ยง...หากผลตอบแทนติดลบมากกว่า 10% ของพอร์ต หรือหลุด low ต่ำกว่า \$1840/ออนซ์ แนะขายปิดสถานะ

วิกิจ ธรรมรัตน์

นักวิเคราะห์การลงทุนปัจจัยพื้นฐานด้านตลาดทุน/ปัจจัยทางเทคนิค

Wikij.tir@bualuang.co.th Tel. (662) 618-1336

S50H23: รับ 992 ต้าน 999

GFG23: รับ 29,500 ต้าน 30,500

มุมมองทางเทคนิค โดย คุณธนรัตน์ อิศรกุล  
นักวิเคราะห์การลงทุนปัจจัยพื้นฐานด้านหลักทรัพย์และปัจจัยทางเทคนิค

Thanarut@bualuang.co.th

Tel. (662) 618-1334



หลักทรัพย์	เปิด	สูงสุด	ต่ำสุด	ปิด	เฉลี่ย	ราคาที่ใช้ชำระ ราคา	เปลี่ยนแปลง	ปริมาณ (สัญญา)	สถานะคงค้าง (สัญญา)
SET50	1,002.08	1003.32	997.04	998.63	1000.27	N/A	-5.59	N/A	N/A
S50G23	999.70	999.70	997.8	997.80	998.80	997.80	-5.5	19	114
S50H23	997.7	998.90	994.1	995.00	996.10	995.00	-6.1	156,747	578,876
S50J23	997	997.60	993.7	993.70	994.90	993.70	-5.5	89	57
S50M23	996	996.80	992.2	993.30	994.10	993.20	-5.4	15,890	45,398
S50U23	993	993.00	988.1	989.10	989.90	989.10	-5.2	3,115	22,245
S50Z23	992.8	992.80	988.6	989.50	990.00	989.30	-5	2,719	11,090
<b>Total</b>								<b>178,579</b>	<b>657,780</b>

Source : SET Smart

#### Trading by Investor Type - SET50 Index Futures

##### 5 วันย้อนหลัง

วันที่	นักลงทุนต่างประเทศ ปริมาณ			นักลงทุนสถาบัน ปริมาณ			นักลงทุนภายในประเทศ ปริมาณ			รวม	
	ซื้อ	ขาย	สุทธิ	ซื้อ	ขาย	สุทธิ	ซื้อ	ขาย	สุทธิ	ปริมาณ	สถานะคงค้าง
06/02/2023	52,045	71,544	-19,499	30,420	32,399	-1,979	96,114	74,636	21,478	178,579	657,780
03/02/2023	74,875	54,656	20,219	36,345	40,226	-3,881	87,520	103,858	-16,338	198,740	649,546
02/02/2023	68,354	84,126	-15,772	34,305	32,017	2,288	100,899	87,415	13,484	203,558	661,034
01/02/2023	89,901	63,232	26,669	34,597	32,520	2,077	78,662	107,408	-28,746	203,160	660,921
31/01/2023	56,508	99,163	-42,655	37,298	35,633	1,665	118,000	77,010	40,990	211,806	673,734

##### 4 เดือนย้อนหลัง

วันที่	นักลงทุนต่างประเทศ ปริมาณ			นักลงทุนสถาบัน ปริมาณ			นักลงทุนภายในประเทศ ปริมาณ			รวม	
	ซื้อ	ขาย	สุทธิ	ซื้อ	ขาย	สุทธิ	ซื้อ	ขาย	สุทธิ	ปริมาณ	สถานะคงค้าง
ก.พ. 2023	285,175	273,558	11,617	135,667	137,162	-1,495	363,195	373,317	-10,122	784,037	657,780
ม.ค. 2023	1,346,543	1,446,322	-99,779	678,348	675,116	3,232	1,994,379	1,897,832	96,547	4,019,270	673,734
ธ.ค. 2022	2,179,936	2,239,881	-59,945	738,467	749,419	-10,952	1,946,510	1,875,613	70,897	4,864,913	563,223
พ.ย. 2022	1,855,239	1,784,033	71,206	923,935	939,494	-15,559	2,287,677	2,343,324	-55,647	5,066,851	541,457

##### 4 ไตรมาสย้อนหลัง

วันที่	นักลงทุนต่างประเทศ ปริมาณ			นักลงทุนสถาบัน ปริมาณ			นักลงทุนภายในประเทศ ปริมาณ			รวม	
	ซื้อ	ขาย	สุทธิ	ซื้อ	ขาย	สุทธิ	ซื้อ	ขาย	สุทธิ	ปริมาณ	สถานะคงค้าง
Q1/2023	1,631,718	1,719,880	-88,162	814,015	812,278	1,737	2,357,574	2,271,149	86,425	4,803,307	657,780
Q4/2022	5,773,579	5,666,820	106,759	2,433,982	2,462,801	-28,819	5,991,792	6,069,732	-77,940	14,199,353	563,223
Q3/2022	6,188,060	6,186,241	1,819	2,707,073	2,714,363	-7,290	6,950,031	6,944,560	5,471	15,845,164	495,136
Q2/2022	4,663,806	4,722,909	-59,103	2,045,996	2,038,871	7,125	5,380,581	5,328,603	51,978	12,090,383	414,186

Source : SET Smart

#### Metal Futures

หลักทรัพย์	เปิด	สูงสุด	ต่ำสุด	ปิด	เฉลี่ย	ราคาที่ใช้ชำระ ราคา	เปลี่ยนแปลง	ปริมาณ (สัญญา)	สถานะคงค้าง (สัญญา)
GF10G23	30,050	30,120	29,700	30,000	29,885	29,990.00	-40	7427	4,076
GFG23	30,110	30,110	28,910	29,980	29,859	29,980.00	-70	46	200
GOH23	1,929	1,934	1,878	1,888	1,898	1,888.50	-41.7	73908	25,372
SVFH23	24	24	23	23	23	22.69	-0.98	905	1,020
GF10J23	30,130	30,190	29,770	30,080	29,946	30,070.00	-30	6078	6,214
GFJ23	29,940.00	30,080.00	29,850.00	30,080.00	29,986.00	30,060.00	-70	36	159
GF10M23	30,150	30,230	29,830	30,110	30,017	30,110.00	-30	2640	3,705
GFM23	30,000	30,000	29,820	30,000	29,956	30,000.00	-160	8	137
GOM23	1,958	1,961	1,906	1,916	1,926	1,916.00	-42.3	16906	7,834
SVFM23	23.94	23.96	22.82	22.91	23.31	22.91	-1.01	598	773

Source : SET Smart

#### Single Stock Futures

blssk	เปิด	สูงสุด	ต่ำสุด	ปิด	เฉลี่ย	ราคาที่ใช้ชำระ ราคา	เปลี่ยนแปลง	ปริมาณ (สัญญา)	สถานะคงค้าง (สัญญา)
AAVH23	3.09	3.09	3.08	3.08	3.08	3.08	0.02	5,781	53,931
ADVANCH23	196.15	196.24	196.15	196.24	196.20	196.20	-	103	5,150
AEONTS23	204.35	206.35	203.35	206.35	204.23	206.35	0.45	19	417
AMATAH23	20.42	20.42	20.3	20.30	20.39	20.30	-0.22	118	4,999
AOTH23	74.25	74.25	74	74.20	74.19	74.20	0.01	192	3,188
APH23	12	12.00	11.75	11.75	11.93	11.75	-0.3	37	4,260
AWCH23	5.77	5.86	5.76	5.86	5.83	5.86	-0.01	514	8,947
BAH23	14.6	14.70	14.5	14.61	14.59	14.61	0.01	1,511	2,743
BAMH23	16.35	16.38	16.15	16.25	16.24	16.25	-0.03	907	15,720
BANPUH23	11.45	11.45	11.27	11.33	11.34	11.33	-0.2	617	27,707
BAYH23	31.5	31.50	31.5	31.50	31.50	31.50	-0.18	1	436
BBLH23	160.55	161.12	160.51	161.12	161.02	161.12	-0.36	53	1,833
BCHH23	21.44	21.60	21.44	21.60	21.47	21.60	0.09	206	2,134
BCPGH23	9.99	9.99	9.9	9.90	9.95	9.90	-0.1	102	42,114
BCPH23	34.86	34.99	34.5	34.50	34.63	34.87	-0.58	310	3,686
BDMH23	29.51	29.51	29.51	29.51	29.51	29.51	-0.04	101	5,840
BEAUTYH23	1.47	1.48	1.44	1.48	1.45	1.48	0.04	649	18,105
BECH23	10.52	10.53	10.52	10.53	10.53	10.53	-0.1	7	16,171
BEMH23	9.7	9.70	9.7	9.70	9.70	9.70	-0.04	112	15,819
BGRIMH23	40.5	40.50	39.32	39.32	39.88	39.75	-0.75	29	2,847
BHH23	213	213.00	212.05	213.00	212.55	213.00	-2	66	1,478
BJCH23	38.22	38.22	38.09	38.22	38.16	38.22	-0.47	104	6,183
BLAH23	29.14	30.50	29.14	30.41	29.97	30.41	1.41	657	3,337
BLANDH23	1.07	1.07	1.07	1.07	1.07	1.07	0.01	1	83,500
BPPH23	-	-	-	-	-	16.94	0.29	100	1,172
BTSH23	8.5	8.50	8.34	8.38	8.41	8.36	-0.16	6,011	26,192
CBGH23	102.96	103.36	102	102.00	102.82	102.01	-0.99	178	7,872
CENTELH23	53.7	53.88	53.69	53.80	53.76	53.80	0.55	312	3,052
CHGH23	3.92	3.97	3.92	3.97	3.94	3.97	0.02	2,032	11,661
CKH23	-	-	-	-	-	22.72	-	-	1,585
CKPH23	4.62	4.63	4.62	4.63	4.63	4.63	0.03	1,245	29,642
COM7H23	33	33.00	32	32.46	32.26	32.46	0.16	8	9,481
CPALLH23	67.23	67.23	66.9	67.00	67.03	67.00	-0.55	842	3,600
CPFH23	23.9	23.90	23.9	23.90	23.90	23.90	0.05	1	16,642
CPNH23	73	73.00	72.97	72.97	72.98	72.97	-1.23	222	655
CRCH23	44.75	44.75	44.43	44.43	44.50	44.43	-0.41	463	2,387
DELTAH23	946	953.00	925.01	945.00	940.51	944.71	-1.29	136	1,330
DTACH23	49.5	49.50	49.27	49.27	49.30	49.27	-	926	8,226
EAH23	89.8	90.03	88.6	89.00	89.05	89.00	-0.89	828	9,768
EASTWH23	-	-	-	-	-	5.30	-0.05	-	601
EGCOH23	172.14	172.14	170.01	171.30	171.19	171.30	-0.49	30	1,538
EPGH23	-	-	-	-	-	8.67	0.1	-	4,589
ERWH23	4.88	4.88	4.88	4.88	4.88	4.88	0.12	501	7,654
ESSOH23	9.25	9.25	9.22	9.22	9.22	9.22	-0.05	13	32,634
GFP23	13.25	13.25	13.25	13.25	13.25	13.22	0.03	520	10,115
GLOBALH23	20.5	20.50	20.5	20.50	20.50	20.50	-0.49	205	1,425
GPSCH23	69.43	69.90	68.15	68.15	69.12	68.17	-1.05	458	4,850
GULFH23	53.81	53.97	53.5	53.97	53.62	53.70	-0.28	1,716	17,129
GUNKULH23	5.05	5.05	5	5.03	5.03	5.03	-0.02	31	183,384
HANAH23	62.73	62.73	61.85	62.10	62.29	62.10	-1.45	286	1,620
HMPROH23	14.85	14.85	14.85	14.85	14.85	14.85	-0.09	401	6,985
ICHIH23	-	-	-	-	-	12.46	0.1	1,200	14,326
INTUCHH23X	71.85	71.85	71.85	71.85	71.85	71.85	-1.08	83	1,157
IRPCH23	3	3.05	2.99	3.03	3.02	3.03	-0.01	1,593	26,839
ITDH23	2.04	2.05	2	2.01	2.01	2.01	-0.04	1,155	48,251
IVLH23	40.01	41.06	39.75	41.06	40.26	41.06	0.2	1,528	8,813
JASH23	2.34	2.34	2.34	2.34	2.34	2.34	-	504	213,762

blssk	เปิด	สูงสุด	ต่ำสุด	ปิด	เฉลี่ย	ราคาที่ใช้ชำระ ราคา	เปลี่ยนแปลง	ปริมาณ (สัญญา)	สถานะคงค้าง (สัญญา)
JMTH23	54.3	54.30	53.65	54.00	53.97	54.00	-0.7	358	4,867
KBANKH23	145	145.00	144.5	144.55	144.64	144.55	-0.45	228	9,737
KCEH23	56.77	57.00	55.3	56.00	56.11	56.00	-1.45	1,684	10,558
KEXH23	18.8	18.80	18.55	18.55	18.78	18.49	-0.21	14	4,617
KKPH23	68.93	68.93	68.04	68.61	68.49	68.61	0.34	35	2,744
KTBH23	17.72	17.72	17.42	17.46	17.53	17.46	-0.21	552	12,018
KTCH23	58.75	58.89	58.5	58.89	58.60	58.88	0.13	49	30,314
LHH23	-	-	-	-	-	9.80	-0.1	500	1,223
LPNH23	4.62	4.62	4.62	4.62	4.62	4.62	-0.03	5	1,503
MAJORH23	18.86	18.86	18.86	18.86	18.86	18.86	-0.07	101	7,587
MBKH23	18	18.00	17.96	17.96	17.99	17.96	-0.38	4	3,227
MEGAH23	-	-	-	-	-	51.67	1.26	-	494
MH23	57.25	57.25	57	57.00	57.11	57.00	-1.39	46	1,482
MINTH23	33.55	33.55	33.5	33.50	33.51	33.50	-0.25	208	5,186
MTCH23	40	40.00	38.8	39.00	39.03	39.00	-0.63	584	9,152
ORH23	22.51	22.74	22.51	22.60	22.64	22.60	0.02	216	11,463
ORIH23	11.8	11.80	11.75	11.75	11.79	11.75	-0.2	15	2,919
OSPH23	28.5	28.50	28.5	28.50	28.50	28.50	0.1	401	8,657
PLANBH23	8.5	9.01	8.5	9.01	8.76	8.97	-	1,502	36,417
PRMH23	7.83	7.84	7.77	7.84	7.78	7.84	-0.06	517	11,769
PSHH23	-	-	-	-	-	13.20	-0.09	-	778
PSLH23	15.8	15.90	15.8	15.90	15.88	15.80	-0.07	14	2,153
PTGH23	13.47	13.47	13.38	13.38	13.43	13.38	-0.02	104	9,014
PTTEPH23	160.5	160.60	159.25	160.20	159.91	160.20	-1.8	261	3,276
PTTGCH23	49.25	49.40	48.8	49.20	48.99	49.20	-0.18	137	4,791
PTTH23	32.25	32.45	32.25	32.45	32.29	32.45	-0.05	118	8,746
QHH23	2.36	2.36	2.36	2.36	2.36	2.36	-0.01	550	1,049
RATCHH23X	41.6	41.60	41.6	41.60	41.60	41.60	-0.44	116	5,156
RSH23	17.65	17.70	17.55	17.60	17.64	17.60	0.24	412	16,702
SAMARTH23	5.84	5.84	5.74	5.84	5.81	5.84	0.1	1,072	3,721
SAWADH23	57.49	57.50	56.5	56.55	57.22	56.55	-1.22	577	6,810
SCBBH23	101.05	101.05	101.05	101.05	101.05	101.74	-2.9	1	145
SCBH23	103.9	103.90	103.2	103.90	103.46	103.90	-1.9	36	8,231
SCCH23	339.06	339.06	339.06	339.06	339.06	338.99	-1.51	41	1,484
SCGPH23	53.3	53.87	53.3	53.85	53.73	53.85	0.15	1,043	13,127
SGPH23	-	-	-	-	-	9.98	0.01	-	149
SH23	-	-	-	-	-	2.00	-0.05	2,500	18,874
SIRIH23	1.86	1.87	1.82	1.85	1.83	1.85	-0.03	18,216	124,139
SPALIH23	24.42	24.42	24.42	24.42	24.42	24.08	-0.06	602	2,163
SPCGH23	-	-	-	-	-	14.52	0.1	-	24
SPRCH23	11.13	11.13	11.13	11.13	11.13	11.13	-0.07	3	6,653
STAH23	22.55	22.65	22.45	22.65	22.50	22.65	0.1	228	2,758
STECH23	13.89	14.07	13.62	13.87	13.87	13.89	-0.14	233	3,673
STGTH23	11.44	11.45	11.1	11.12	11.28	11.15	0.04	277	8,526
STPIH23	-	-	-	-	-	5.46	-0.16	-	33,065
SUPERH23	0.65	0.65	0.65	0.65	0.65	0.63	-0.03	15	40,382
TASCOH23	17.95	18.17	17.95	18.08	18.08	18.08	0.29	531	2,846
TCAPH23	-	-	-	-	-	42.67	-0.68	-	818
THAIH23	-	-	-	-	-	3.33	-	-	-
THANIH23	-	-	-	-	-	4.11	0.01	500	28,757
THCOMH23	15.88	15.88	15.67	15.87	15.84	15.80	-0.1	11	6,161
THGH23	71	71.00	71	71.00	71.00	71.00	1.31	52	90
TISCOH23	102.05	102.05	102.05	102.05	102.05	102.05	0.07	22	270
TKNH23	11.35	11.57	11.28	11.57	11.40	11.43	0.08	503	18,084
TOAH23	-	-	-	-	-	34.76	0.14	-	2,822
TOPH23	55.11	55.80	55.11	55.80	55.57	55.80	0.3	3	718
TPIPLH23	-	-	-	-	-	1.83	0.01	-	33,514
TPIPPH23	3.45	3.45	3.44	3.44	3.44	3.44	0.02	1,110	3,120
TQMH23	43.05	43.05	43.05	43.05	43.05	43.05	0.88	220	10,942

blssk	เปิด	สูงสุด	ต่ำสุด	ปิด	เฉลี่ย	ราคาที่ใช้ชำระ ราคา	เปลี่ยนแปลง	ปริมาณ (สัญญา)	สถานะคงค้าง (สัญญา)
TRUEH23	4.61	4.86	4.61	4.81	4.83	4.81	-0.07	7,157	58,131
TTAH23	8	8.00	7.95	8.00	8.00	8.00	-0.04	31	2,620
TTBH23	1.45	1.45	1.44	1.45	1.44	1.45	-	1,847	51,006
TTCLH23	-	-	-	-	-	4.87	-0.04	-	2,527
TTWH23	-	-	-	-	-	9.39	0.01	-	600
TUH23	16.28	16.38	16.25	16.25	16.31	16.25	0.19	700	22,778
TVOH23X	-	-	-	-	-	28.78	0.01	-	147
UNIQH23	4.86	4.86	4.86	4.86	4.86	4.86	-0.01	40	8,143
VGIH23	4.95	4.96	4.95	4.96	4.95	4.96	-0.03	28	11,501
VNGH23	5.6	5.60	5.6	5.60	5.60	5.60	-	1	7,077
WHAH23	3.96	3.99	3.9	3.92	3.95	3.92	-0.08	2,069	43,392
<b>Total</b>								<b>84,125</b>	<b>1,874,072</b>

Source : SET Smart

## Bualuang Securities Public Company Limited

## DISCLAIMER

BUALUANG SECURITIES PUBLIC COMPANY LIMITED (BLS) is a subsidiary of BANGKOK BANK PUBLIC COMPANY LIMITED (BBL). This document is produced based upon sources believed to be reliable but their accuracy, completeness or correctness is not guaranteed. The statements or expressions of opinion herein were arrived at after due and careful consideration to use as information for investment. Expressions of opinion contained herein are subject to change without notice. This document is not, and should not be construed as, an offer or the solicitation of an offer to buy or sell any securities. The use of any information shall be at the sole discretion and risk of the user.

BUALUANG SECURITIES PUBLIC COMPANY LIMITED MAY BE IN RELATIONSHIP WITH THE SECURITIES IN THIS REPORT. "Opinions, projections and other information contained in this report are based upon sources believed to be accurate including the draft prospectus, but no responsibility is accepted for any loss occasioned by reliance placed upon the contents hereof. Bualuang Securities Public Company Limited may from time to time perform investment, advisory or other services for companies mentioned in this report, as well as dealing (as principal or otherwise) in, or otherwise being interested in, any securities mentioned herein, This report does not constitute a solicitation to buy or sell any securities". Investors should carefully read details in the prospectus before making investment decision.






BUALUANG SECURITIES PUBLIC COMPANY LIMITED MAY ACT AS MARKET MAKER AND ISSUER OF DWs, AND ISSUER OF STRUCTURED NOTES ON THESE SECURITIES. The company may prepare the research reports on those underlying securities. Investors should carefully read the details of the derivative warrants and structured notes in the prospectus before making investment decisions.

ADVANC	AMATA	AOT	BDMS	BH	CBG	CENTEL	CPALL	DTAC	GLOBAL	GPSC	IRPC	KBANK	KCE	KTC
MINT	PTG	PTT	PTTEP	PTTGC	SCB	SPRC	TASCO	TOP	WHA	ESSO	STA	BGRIM	GULF	MTC
AWC	CRC	CPF	CPN	HANA	HMPRO	IVL	OSP	SAWAD	BANPU	BCH	BTS	CK	SCC	STEC
TISCO	TRUE	TU	INTUCH	RATCH	VGI	SCGP	TQM	COM7	DOHOME	JMT	CHG	TMB	BAM	BCP
AP	KTB	KKP	OR	BEM	GUNKUL	EA	SPALI	RBF	STGT	MEGA	JMART	BEC	SYNEX	BLA
KEX	RCL	SINGER	STARK	TIDLOR	FORTH	PSL	TIPH	AAV	DELTA	BCPG	SABUY	THG	CKP	

BUALUANG SECURITIES PUBLIC COMPANY LIMITED IS OR MAY BE AN UNDERWRITER/CO-UNDERWRITER/JOINT LEAD IN RESPECT OF THE INITIAL PUBLIC OFFERING (IPO) OF SECURITIES.

Financial Advisor	Lead underwriter/ Underwriter/ Co-underwriter
	MEB

### CG Rating

Score Range	Score Range	Description
90 – 100		Excellent
80 – 89		Very Good
70 – 79		Good
60 – 69		Satisfactory
50 – 00359		Pass
Less than 50	No logo given	-

### Thailand's Private Sector Collective Action Coalition Against Corruption programme (Thai CAC) under Thai Institute of Directors

- companies that have **declared** their intention to join CAC, and
- companies **certified** by CAC.

## CORPORATE GOVERNANCE REPORT DISCLAIMER

This research report was prepared by Bualuang Securities Public Company Limited and refers to research prepared by Morgan Stanley. Morgan Stanley does not warrant or guarantee the accuracy or completeness of its research reports. Morgan Stanley reserves copyright and other proprietary rights in the material reproduced in this report. Morgan Stanley is under no obligation to inform Bualuang Securities or you if the views or information referred to or reproduced in this research report change.

### Corporate Governance Report disclaimer

The disclosure of the survey result of the Thai Institute of Directors Association (IOD) regarding corporate governance is made pursuant to the policy of the Office of the Securities and Exchange Commission. The IOD survey is based on the information of a company listed on the Stock Exchange of Thailand and the Market for Alternative Investment disclosed to the public and able to be accessed by a general public investor. The result, therefore, is from the perspective of a third party. It is not an evaluation of operation and is not based on inside information.

The survey result is as of the date appearing in the Corporate Governance Report of Thai Listed Companies. As a result, the survey result may be changed after that date. Bualuang Securities Public Company Limited neither confirms nor certifies the accuracy of such survey results.

“Disclaimer: The disclosure of the Anti-Corruption Progress Indicators of a listed company on the Stock Exchange of Thailand, which is assessed by the relevant institution as disclosed by the Office of the Securities and Exchange Commission, is made in order to comply with the policy and sustainable development plan for the listed companies. The relevant institution made this assessment based on the information received from the listed company, as stipulated in the form for the assessment of Anti-corruption which refers to the Annual Registration Statement (Form 56-1), Annual Report (Form 56-2), or other relevant documents or reports of such listed company. The assessment result is therefore made from the perspective of a third party. It is not an assessment of operation and is not based on any inside information. Since this assessment is only the assessment result as of the date appearing in the assessment result, it may be changed after that date or when there is any change to the relevant information. Nevertheless, Bualuang Securities Public Company Limited neither confirms, verifies, nor certifies the accuracy and completeness of the assessment result.”

## BUALUANG RESEARCH – RECOMMENDATION FRAMEWORK

### STOCK RECOMMENDATIONS

**BUY:** Expected positive total returns of 15% or more over the next 12 months.

**HOLD:** Expected total returns of between -15% and +15% over the next 12 months.

**SELL:** Expected negative total returns of 15% or more over the next 12 months.

**TRADING BUY:** Expected positive total returns of 15% or more over the next 3 months.

### SECTOR RECOMMENDATIONS

**OVERWEIGHT:** The industry, as defined by the analyst's coverage universe, is expected to outperform the relevant primary market index over the next 12 months.

**NEUTRAL:** The industry, as defined by the analyst's coverage universe, is expected to perform in line with the relevant primary market index over the next 12 months.

**UNDERWEIGHT:** The industry, as defined by the analyst's coverage universe, is expected to underperform the relevant primary market index over the next 12 months.

## IMPORTANT DISCLOSURES FOR U.S. PERSONS

This research report was prepared by Bualuang Securities Public Company Limited (“BLS”). BLS is not a registered broker-dealer in the United States and, therefore, is not subject to U.S. rules regarding the preparation of research reports and the independence of research analysts. This research report is provided for distribution to “major U.S. institutional investors” in reliance on the exemption from registration provided by Rule 15a-6 of the U.S. Securities Exchange Act of 1934, as amended (the “Exchange Act”).

Under no circumstances should any recipient of this research report effect any transaction to buy or sell securities or related financial instruments through BLS. Rosenblatt Securities Inc. accepts responsibility for the contents of this research report, subject to the terms set out below, to the extent that it is delivered to a U.S. person other than a major U.S. institutional investor.

The analyst whose name appears in this research report is not registered or qualified as a research analyst with the Financial Industry Regulatory Authority (“FINRA”) and may not be an associated person of Rosenblatt Securities Inc. and, therefore, may not be subject to applicable restrictions under FINRA Rules on communications with a subject company, public appearances and trading securities held by a research analyst account.

## Additional Disclosures

This research report is for distribution only under such circumstances as may be permitted by applicable law. This research report has no regard to the specific investment objectives, financial situation or particular needs of any specific recipient, even if sent only to a single recipient. This research report is not guaranteed to be a complete statement or summary of any securities, markets, reports or developments referred to in this research report. Neither BLS nor any of its directors, officers, employees or agents shall have any liability, however arising, for any error, inaccuracy or incompleteness of fact or opinion in this research report or lack of care in this research report’s preparation or publication, or any losses or damages which may arise from the use of this research report.

BLS may rely on information barriers, such as “Chinese Walls” to control the flow of information within the areas, units, divisions, groups, or affiliates of BLS.

Investing in any non-U.S. securities or related financial instruments (including ADRs) discussed in this research report may present certain risks. The securities of non-U.S. issuers may not be registered with, or be subject to the regulations of, the U.S. Securities and Exchange Commission. Information on such non-U.S. securities or related financial instruments may be limited. Foreign companies may not be subject to audit and reporting standards and regulatory requirements comparable to those in effect within the United States.

The value of any investment or income from any securities or related financial instruments discussed in this research report denominated in a currency other than U.S. dollars is subject to exchange rate fluctuations that may have a positive or adverse effect on the value of or income from such securities or related financial instruments.

Past performance is not necessarily a guide to future performance and no representation or warranty, express or implied, is made by BLS with respect to future performance. Income from investments may fluctuate. The price or value of the investments to which this research report relates, either directly or indirectly, may fall or rise against the interest of investors. Any recommendation or opinion contained in this research report may become outdated as a consequence of changes in the environment in which the issuer of the securities under analysis operates, in addition to changes in the estimates and forecasts, assumptions and valuation methodology used herein.

No part of the content of this research report may be copied, forwarded or duplicated in any form or by any means without the prior consent of BLS and BLS accepts no liability whatsoever for the actions of third parties in this respect.