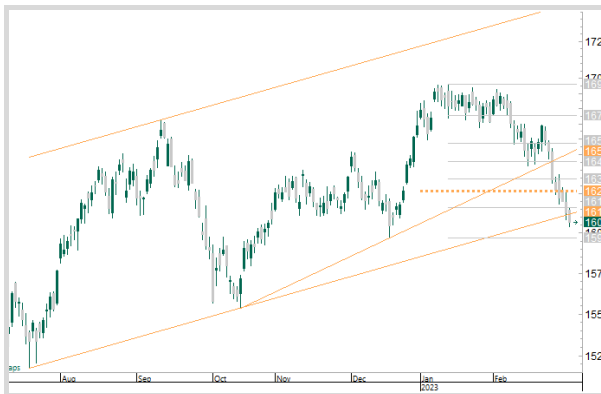


Analyst : Dethana Fangsaard
Registration No. 039656
Email : dethana.fa@pi.financial

เทรตเซ็งตั้งรับระมัดระวัง

SET แนวโน้มยังคงดูไม่ดี ราคาทำ New Low ต่อเนื่องให้สัญญาณแนวโน้มขาลง หากแต่เริ่มเห็นการเปลี่ยนแปลงที่แบ่งกลุ่มหุ้นที่เทรต แยกเป็นกลุ่มที่มีแรงซื้อ และกลุ่มที่มีแรงขาย พยายามเลือกเทรตหุ้นกลุ่มที่โซนราคาอยู่ด้านล่าง และเริ่มมีความแข็งแกร่งกว่าตลาด ในสภาวะที่ความชัดเจนยังไม่แน่นอน ควรบริหารจัดการความเสี่ยงตามระเบียบวินัยอย่างเคร่งครัด



SET

ตลาดหลักทรัพย์แห่งประเทศไทย

Resistance 1,615 / 1,620

Support 1,600 / 1,590



KBANK, SET50 - BANK

ธนาคารกสิกรไทย จำกัด (มหาชน)

Resistance 141.00 / 142.00

Support 138.00 / 137.00

Base Stop 135.00



BAFS, SET - ENERGI

บริษัท บริการเชื้อเพลิงการบินกรุงเทพ จำกัด (มหาชน)

Resistance 32.50 / 33.00

Support 31.50 / 31.00

Base Stop 31.00

* การลงทุนมีความเสี่ยง ผู้ลงทุนควรศึกษาข้อมูลให้รอบคอบก่อนตัดสินใจลงทุน

Pi Technical Daily

07 March 2023



No.	Name	Last	Change	%	Pi Volatility Day			SMA20 Value		Position	
					Momentum	Start/Stop	Point	Trend	('000 Baht)		Pi Score
1	TOURISM	693.38	- 1.88	- 0.27	DOWN	STOP	676.21	UP	454,725.10	62.28	1
2	PROF	338.14	- 0.57	- 0.17	DOWN	STOP	329.83	UP	119,652.20	61.47	1
3	ETRON	11,884.94	- 266.70	- 2.19	UP	START	12,388.83	UP	4,646,694.70	61.01	-2
4	AGRI	245.46	- 1.04	- 0.42	DOWN	STOP	241.35	UP	390,638.65	58.36	0
5	ICT	166.79	0.18	0.11	DOWN	START	172.05	DOWN	6,630,612.10	57.78	0
6	FASHION	708.30	1.08	0.15	DOWN	START	739.92	UP	232,199.35	55.47	0
7	BANK	382.11	2.91	0.77	DOWN	START	390.93	DOWN	6,797,918.75	54.91	2
8	FOOD	12,408.55	- 44.12	- 0.35	DOWN	START	12,868.17	DOWN	3,970,087.10	51.98	0
9	PROP	260.92	- 2.71	- 1.03	DOWN	START	271.68	DOWN	3,036,318.35	51.92	-2
10	PERSON	113.51	0.34	0.30	DOWN	START	121.75	DOWN	236,421.65	51.63	0
11	SSET	1,058.66	- 0.26	- 0.02	DOWN	START	1,091.70	DOWN	3,482,263.80	51.33	2
12	AUTO	522.06	0.75	0.14	DOWN	START	541.90	DOWN	220,965.75	51.28	2
13	COMM	37,033.88	- 224.35	- 0.60	DOWN	START	38,775.22	DOWN	5,784,751.30	49.99	-2
14	PFNREIT	152.80	- 0.80	- 0.52	DOWN	START	156.88	DOWN	159,343.85	49.77	-2
15	PKG	5,143.88	24.83	0.49	UP	START	5,304.76	DOWN	563,649.35	49.73	4
16	PETRO	970.37	0.56	0.06	UP	START	1,019.76	DOWN	1,299,842.00	48.77	2
17	HOME	24.68	- 0.10	- 0.40	DOWN	START	26.05	DOWN	68,225.60	48.19	0
18	HELTH	7,013.53	59.71	0.86	DOWN	START	7,311.92	DOWN	2,171,370.75	47.89	6
19	SET50	960.90	- 4.41	- 0.46	DOWN	START	990.98	DOWN	37,961,489.45	47.61	-4
20	INSUR	12,125.65	82.13	0.68	DOWN	START	12,667.67	DOWN	585,063.15	46.87	5
21	CONMAT	8,800.15	- 21.66	- 0.25	UP	START	9,106.92	DOWN	1,099,725.40	46.32	-1
22	TRANS	354.40	- 4.35	- 1.21	DOWN	START	367.32	DOWN	3,031,278.80	46.23	-6
23	MEDIA	45.46	- 0.11	- 0.24	DOWN	START	48.18	DOWN	845,999.95	45.99	-2
24	SET100	2,159.88	- 8.84	- 0.41	DOWN	START	2,226.48	DOWN	48,534,656.25	44.87	-2
25	CONS	66.52	- 0.41	- 0.61	DOWN	START	70.10	DOWN	686,646.00	44.66	-2
26	MAI	557.36	4.96	0.90	DOWN	START	580.69	DOWN	3,627,006.85	42.65	2
27	FIN	4,178.03	- 6.84	- 0.16	DOWN	START	4,437.85	DOWN	4,317,526.20	39.69	0
28	PAPER	4,079.04	- 28.13	- 0.68	DOWN	START	4,306.37	DOWN	5,031.05	39.25	-2
29	IMM	32.35	- 0.02	- 0.06	DOWN	START	34.80	DOWN	171,571.00	38.65	0
30	STEEL	34.93	- 0.15	- 0.43	DOWN	START	36.70	DOWN	45,398.00	37.99	0
31	ENERG	22,655.76	- 62.18	- 0.27	DOWN	START	23,595.98	DOWN	11,220,002.65	33.63	0

Bull Gauge

03

Most 5 Aggressive Bulls

1. HELTH - EKH
2. INSUR
3. PKG
4. BANK
5. SSET

Bear Gauge

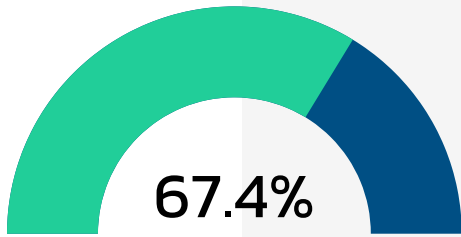
28

Most 5 Aggressive Bears

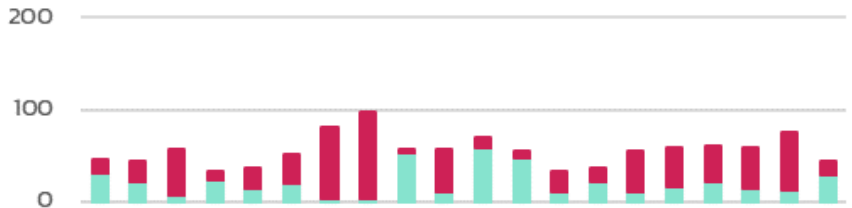
1. TRANS
2. SET50
3. PAPER
4. CONS - BKD ITD
5. SET100

* การลงทุนมีความเสี่ยง ผู้ลงทุนควรศึกษาข้อมูลให้รอบคอบก่อนตัดสินใจลงทุน

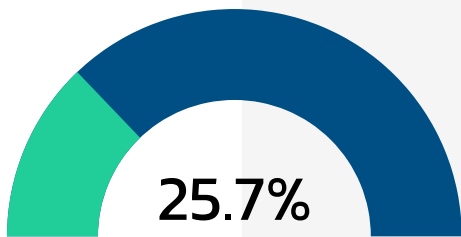
Pi Meter Monitoring System



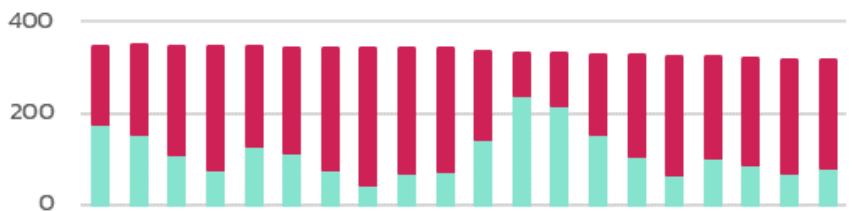
67.4%
3% Meter



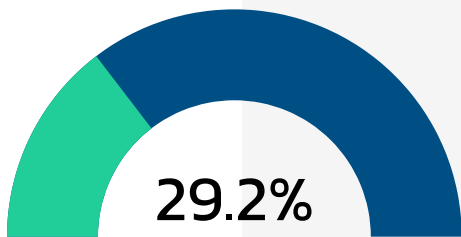
จำนวนสัดส่วน 3% : -3%, 29 : 14



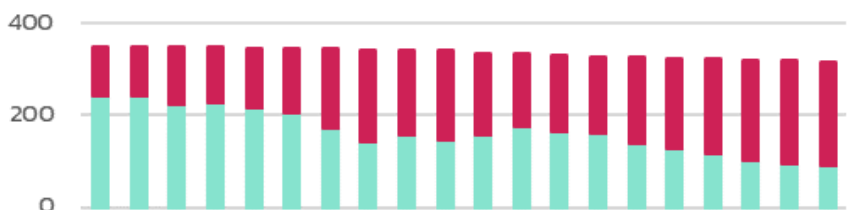
25.7%
Heikin-Ashi
Meter



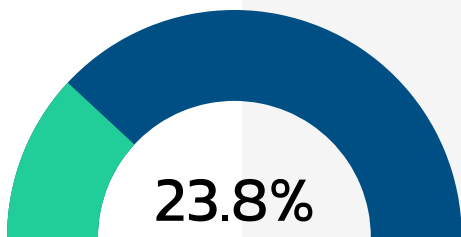
จำนวนสัดส่วน Up : Down, 81 : 234



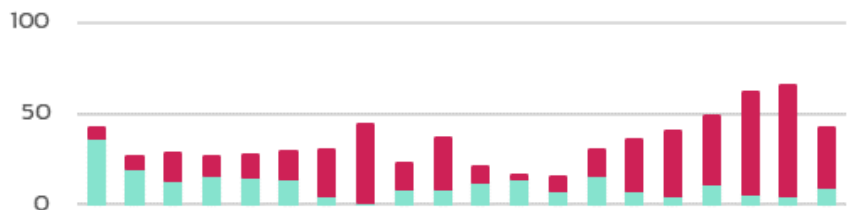
29.2%
EMA75 Meter



จำนวนสัดส่วน Up : Down, 92 : 223



23.8%
New High / New Low
Meter



จำนวนสัดส่วน NH : NL, 10 : 32

* การลงทุนมีความเสี่ยง ผู้ลงทุนควรศึกษาข้อมูลให้รอบคอบก่อนตัดสินใจลงทุน

Pi Technical Daily

07 March 2023



Class B		Pi Volatility Day							SMA20 Value			H-Ashi	EMA75	N-High
No.	Name	Last	Change	%	Momentum	Start/Stop	Point	Trend	(‘000 Baht)	Pi Score	Position			
1	WARRIX	11.10	1.15	11.56	UP	STOP	9.17	UP	103,048.65	70.61	3			
2	KJL	27.75	3.25	13.27	UP	STOP	22.17	UP	126,299.10	79.89	2			
3	SKY	31.75	1.50	4.96	UP	STOP	25.76	UP	224,845.05	78.80	-1			
4	MENA	2.18	- 0.02	- 0.91	UP	STOP	1.96	UP	19,014.35	74.32	-1			

Class C		Pi Volatility Day							SMA20 Value			H-Ashi	EMA75	N-High
No.	Name	Last	Change	%	Momentum	Start/Stop	Point	Trend	(‘000 Baht)	Pi Score	Position			
5	AMATA	20.90	0.70	3.47	UP	START	20.91	UP	156,440.10	61.31	33			
6	TCAP	43.00	0.25	0.58	UP	STOP	42.32	UP	85,595.35	60.85	18			
7	ADVANC	203.00	1.00	0.50	UP	START	209.76	UP	1,400,900.05	60.39	12			
8	AUCT	10.90	0.40	3.81	UP	STOP	9.76	UP	26,279.70	64.00	11			
9	BLA	31.75	0.25	0.79	UP	STOP	29.17	UP	162,884.00	60.15	10			
10	TMI	2.04	0.08	4.08	DOWN	STOP	1.82	UP	26,528.40	62.91	9			
11	BAREIT	11.00	0.10	0.92	UP	STOP	10.59	UP	12,267.90	62.21	9			
12	AEONTS	199.00	2.00	1.02	DOWN	STOP	192.43	UP	60,249.95	61.54	9			
13	Q_CON	13.20	1.00	8.20	UP	STOP	10.67	UP	30,505.60	66.34	8			
14	MTW	6.80	0.45	7.09	UP	STOP	5.62	UP	52,697.00	65.06	6			
15	BRI	12.40	0.10	0.81	UP	STOP	11.22	UP	63,987.80	63.23	4			
16	MOSHI	48.25	2.00	4.32	UP	STOP	40.79	UP	92,419.80	67.48	2			
17	ASW	8.65	-	-	UP	STOP	8.08	UP	14,457.00	62.43	2			
18	PSH	13.60	-	-	DOWN	STOP	12.90	UP	19,476.50	62.01	2			
19	DOHOME	15.70	0.10	0.64	UP	STOP	14.25	UP	242,457.40	65.61	1			
20	QH	2.40	-	-	UP	STOP	2.30	UP	40,175.60	61.83	1			
21	JSP	4.22	0.02	0.48	UP	STOP	3.78	UP	12,057.75	64.39	0			
22	PRI	38.00	1.25	3.40	UP	STOP	31.22	UP	64,983.50	68.71	-1			
23	DMT	13.70	-	-	UP	STOP	12.36	UP	54,919.95	65.10	-1			
24	BKI	291.00	- 1.00	- 0.34	DOWN	START	292.77	UP	10,843.20	62.99	-2			
25	OSP	31.50	- 0.25	- 0.79	DOWN	STOP	29.28	UP	380,968.80	61.87	-5			

Class D		Pi Volatility Day							SMA20 Value			H-Ashi	EMA75	N-High
No.	Name	Last	Change	%	Momentum	Start/Stop	Point	Trend	(‘000 Baht)	Pi Score	Position			
26	AMA	6.00	0.30	5.26	UP	START	6.44	UP	19,459.60	56.45	52			
27	ITNS	4.38	0.16	3.79	DOWN	START	4.85	DOWN	13,986.90	50.72	48			
28	BAFS	32.00	0.75	2.40	DOWN	START	33.71	DOWN	27,672.45	52.82	44			
29	TTB	1.39	0.02	1.46	DOWN	START	1.45	UP	256,548.70	54.73	39			
30	KTB	17.30	0.20	1.17	DOWN	START	17.62	DOWN	713,140.15	54.08	34			
31	BEM	9.25	0.10	1.09	DOWN	START	9.56	DOWN	489,022.05	50.76	32			
32	AGE	3.98	0.08	2.05	DOWN	STOP	3.84	UP	16,212.00	54.70	29			
33	NER	6.25	0.10	1.63	UP	STOP	5.81	UP	58,074.70	55.43	26			
34	AMANAH	4.08	0.10	2.51	UP	STOP	3.83	UP	19,984.60	57.16	23			
35	SCB	104.50	1.00	0.97	UP	STOP	99.26	DOWN	1,340,464.55	54.69	23			
36	NSL	23.20	0.40	1.75	UP	START	25.05	UP	34,061.10	53.13	21			
37	TASCO	18.80	0.50	2.73	DOWN	START	19.49	UP	196,186.05	59.32	17			
38	AURA	18.00	0.40	2.27	DOWN	STOP	17.37	UP	152,133.40	55.42	17			
39	SCGP	53.25	0.25	0.47	UP	START	54.92	DOWN	396,485.60	52.38	14			
40	RAM	54.50	0.25	0.46	UP	STOP	52.57	UP	10,897.65	55.44	13			
41	SNNP	23.30	0.30	1.30	DOWN	STOP	25.55	UP	144,443.65	55.04	13			
42	THANA	2.68	0.02	0.75	DOWN	START	2.91	DOWN	15,820.30	50.31	8			
43	BBL	159.00	0.50	0.32	DOWN	STOP	157.78	UP	1,238,693.45	59.12	6			
44	KLINIQ	38.50	0.25	0.65	UP	STOP	33.62	UP	114,389.30	53.35	6			
45	SVI	9.40	-	-	DOWN	START	10.21	DOWN	86,208.25	51.16	6			
46	THG	69.75	0.50	0.72	DOWN	START	71.68	UP	169,171.55	58.31	5			
47	RCL	31.75	0.25	0.79	UP	STOP	29.32	UP	129,779.20	55.88	5			

* การลงทุนมีความเสี่ยง ผู้ลงทุนควรศึกษาข้อมูลให้รอบคอบก่อนตัดสินใจลงทุน

Pi Technical Daily

07 March 2023



48	STEC	13.60	0.10	0.74	UP	START	13.91	UP	102,087.45	56.21	4		
49	TFFIF	7.85	-	-	DOWN	START	8.11	DOWN	17,269.70	55.09	4		
50	TEAM	7.85	-	-	DOWN	START	9.30	UP	88,338.45	51.20	4		
51	TPIPP	3.44	-	-	UP	START	3.47	UP	12,175.55	57.13	2		
52	SICT	8.30	-	-	DOWN	START	8.90	DOWN	10,400.70	52.55	-1		
53	BM	4.90	- 0.02	- 0.41	DOWN	STOP	4.71	UP	22,725.80	55.74	-2		
54	WAVE	0.20	-	-	DOWN	STOP	0.18	UP	51,157.75	54.37	-2		
55	STGT	10.90	-	-	DOWN	START	11.60	DOWN	150,641.75	52.55	-2		
56	OTO	17.00	-	-	DOWN	START	18.51	UP	55,656.05	54.64	-3		
57	YUASA	14.30	-	-	DOWN	STOP	14.17	DOWN	11,829.55	52.29	-3		
58	GIFT	7.20	- 0.05	- 0.69	DOWN	STOP	6.60	UP	10,023.85	54.14	-7		
59	TRC	0.68	- 0.01	- 1.45	DOWN	STOP	0.65	UP	185,464.00	58.98	-8		
60	BJC	36.50	- 0.25	- 0.68	DOWN	STOP	36.36	UP	175,916.90	53.29	-12		

Class E		Pi Volatility Day						SMA20 Value						
No.	Name	Last	Change	%	Momentum	Start/Stop	Point	Trend	('000 Baht)	Pi Score	Position	H-Ashi	EMA75	N-High
61	GLOCON	0.60	0.09	17.65	UP	STOP	0.43	DOWN	13,300.05	47.85	122			
62	KBANK	139.50	2.50	1.82	UP	START	142.40	DOWN	2,162,887.25	49.44	82			
63	NETBAY	25.75	0.75	3.00	DOWN	START	27.97	DOWN	15,329.85	47.52	73			
64	EKH	8.40	0.30	3.70	DOWN	START	8.88	DOWN	67,962.80	49.37	69			
65	D	6.05	0.30	5.22	DOWN	START	6.80	DOWN	19,691.20	49.31	66			
66	IIG	35.00	1.50	4.48	UP	START	37.06	DOWN	32,086.65	48.01	66			
67	ANAN	1.33	0.03	2.31	DOWN	START	1.46	DOWN	20,655.25	46.49	53			
68	SSP	9.45	0.15	1.61	DOWN	START	9.84	DOWN	13,926.95	47.84	51			
69	BDMS	28.00	0.50	1.82	DOWN	START	29.65	DOWN	906,530.15	47.52	50			
70	PDJ	3.18	0.12	3.92	DOWN	START	3.56	DOWN	18,768.75	47.31	49			
71	AU	11.10	0.30	2.78	DOWN	START	12.24	DOWN	33,484.95	48.04	47			
72	DOD	4.58	0.18	4.09	UP	START	5.06	DOWN	17,007.35	47.29	46			
73	ITEL	3.62	0.08	2.26	DOWN	START	3.92	DOWN	32,195.20	47.69	42			
74	JAS	2.14	0.06	2.88	DOWN	START	2.29	DOWN	49,133.30	44.78	41			
75	NUSA	1.05	0.03	2.94	UP	START	1.08	DOWN	13,445.20	48.76	40			
76	BIOTEC	0.83	0.03	3.75	DOWN	START	0.95	DOWN	15,281.45	45.85	39			
77	MONO	1.52	0.06	4.11	DOWN	START	1.75	DOWN	79,028.55	48.21	37			
78	STPI	4.58	0.10	2.23	DOWN	START	5.01	DOWN	18,243.65	49.96	33			
79	CMO	4.62	0.18	4.05	DOWN	START	5.31	DOWN	17,708.70	46.44	31			
80	MEGA	46.25	0.50	1.09	DOWN	START	49.54	DOWN	141,948.35	47.54	28			
81	SAMART	5.25	0.10	1.94	DOWN	STOP	4.94	DOWN	35,481.75	48.02	27			
82	SCCC	147.50	1.00	0.68	UP	START	152.19	DOWN	72,202.60	46.03	27			
83	TSR	3.90	0.12	3.17	DOWN	STOP	3.70	DOWN	37,597.95	49.30	26			
84	INSET	3.28	0.06	1.86	DOWN	START	3.66	DOWN	41,546.85	46.23	21			
85	TIPH	45.75	0.75	1.67	DOWN	START	50.02	DOWN	123,306.05	43.41	20			
86	FORTH	38.25	1.00	2.68	DOWN	START	43.75	DOWN	152,616.70	48.95	19			
87	TOP	53.25	0.50	0.95	UP	START	54.91	DOWN	653,384.90	48.15	19			
88	BEB	58.00	1.00	1.75	DOWN	START	63.64	DOWN	108,791.15	47.55	19			
89	TPIPL	1.70	0.01	0.59	DOWN	START	1.79	DOWN	21,920.10	46.61	16			
90	PLUS	7.90	0.15	1.94	DOWN	START	8.67	DOWN	27,187.85	45.45	16			
91	DDD	15.50	0.20	1.31	DOWN	START	17.14	DOWN	16,210.45	44.64	16			
92	TACC	6.00	0.05	0.84	DOWN	START	6.47	DOWN	13,964.55	43.94	16			
93	THCOM	14.30	0.10	0.70	DOWN	START	16.13	DOWN	181,072.35	49.00	14			
94	BBIK	116.00	2.00	1.75	DOWN	START	126.78	DOWN	67,148.90	47.94	14			
95	TKT	2.60	0.10	4.00	DOWN	START	3.17	DOWN	71,958.65	47.68	14			
96	DITTO	45.00	1.75	4.05	DOWN	START	49.39	DOWN	92,537.45	42.34	13			
97	ASIAN	13.10	0.10	0.77	DOWN	START	13.90	DOWN	12,983.60	43.71	12			
98	SITHAI	1.49	0.03	2.05	DOWN	START	1.71	DOWN	49,933.30	45.90	10			
99	TEAMG	10.60	0.20	1.92	DOWN	START	11.69	DOWN	81,045.80	46.32	8			

* การลงทุนมีความเสี่ยง ผู้ลงทุนควรศึกษาข้อมูลให้รอบคอบก่อนตัดสินใจลงทุน

Pi Technical Daily

07 March 2023



100	PSG	1.13	0.01	0.89	DOWN	START	1.23	DOWN	31,232.60	44.75	8			
101	THANI	3.80	0.02	0.53	DOWN	START	4.01	DOWN	67,575.40	42.47	8			
102	KAMART	7.10	0.10	1.43	DOWN	START	8.19	DOWN	59,262.75	46.67	6			
103	BEAUTY	1.28	0.01	0.79	DOWN	START	1.41	DOWN	50,635.00	45.25	6			
104	KCE	47.00	-	-	DOWN	START	51.73	DOWN	1,094,098.35	49.16	5			
105	TIDLOR	24.60	0.40	1.65	DOWN	START	27.37	DOWN	433,673.40	40.69	5			
106	IP	13.70	0.10	0.74	DOWN	START	14.98	DOWN	15,458.65	45.70	4			
107	AAV	2.82	0.02	0.71	UP	START	2.98	DOWN	149,765.65	47.26	3			
108	KCC	6.35	0.05	0.79	DOWN	START	7.11	DOWN	17,302.65	43.37	3			
109	EPG	8.20	0.05	0.61	DOWN	START	8.75	DOWN	33,554.45	40.11	3			
110	SMT	4.88	0.04	0.83	DOWN	START	5.42	DOWN	19,345.05	47.27	0			
111	NRF	5.60	-	-	DOWN	START	6.11	DOWN	12,305.35	43.06	-1			
112	TVO	27.50	-	-	DOWN	START	28.89	DOWN	31,137.75	47.43	-5			
113	AAI	6.85	0.05	0.74	DOWN	STOP	6.66	DOWN	102,461.70	47.02	-5			
114	ALPHAX	1.18	-	-	DOWN	START	1.35	DOWN	19,132.60	43.77	-5			
115	PROEN	5.90	-	-	UP	START	6.26	DOWN	13,978.10	47.65	-7			
116	SNC	14.00	- 0.10	- 0.71	DOWN	STOP	13.67	DOWN	15,375.45	48.86	-15			
117	AWC	5.80	- 0.10	- 1.69	DOWN	START	6.17	DOWN	245,942.15	49.94	-20			
118	INTUCH	70.25	- 0.25	- 0.35	DOWN	START	73.52	DOWN	322,125.95	45.60	-20			
119	RS	15.20	- 0.10	- 0.65	DOWN	START	16.50	DOWN	79,108.40	46.08	-28			
120	PT	6.40	- 0.10	- 1.54	DOWN	START	6.99	DOWN	12,281.15	46.14	-40			
121	TU	15.60	- 0.30	- 1.89	DOWN	START	16.41	DOWN	299,653.85	45.17	-71			

Class F		Pi Volatility Day						SMA20 Value			H-Ashi	EMA75	N-High	
No.	Name	Last	Change	%	Momentum	Start/Stop	Point	Trend	('000 Baht)	Pi Score	Position			
122	SUPER	0.56	0.02	3.70	DOWN	START	0.60	DOWN	36,195.10	39.29	20			
123	AS	13.00	0.30	2.36	DOWN	START	14.28	DOWN	18,788.75	38.69	10			
124	BYD	10.20	0.20	2.00	DOWN	START	11.46	DOWN	81,618.80	36.00	9			
125	NEX	13.90	0.50	3.73	DOWN	START	15.74	DOWN	138,098.45	35.42	9			
126	RABBIT	1.05	0.02	1.94	DOWN	START	1.15	DOWN	27,101.60	37.18	6			
127	GUNKUL	3.96	0.04	1.02	DOWN	START	4.35	DOWN	658,343.95	32.45	2			
128	MORE	0.27	0.04	17.39	DOWN	START	0.33	DOWN	20,851.15	31.98	2			
129	HFT	5.05	0.07	1.41	DOWN	START	5.59	DOWN	10,572.00	30.24	0			

* การลงทุนมีความเสี่ยง ผู้ลงทุนควรศึกษาข้อมูลให้รอบคอบก่อนตัดสินใจลงทุน