

# TFEX Daily

7 เมษายน 2566

## S50M23

เน้นขายลง สถานะ “Short”

### Gold spot

Bullish Pennant .....ทะลุ high แม่นยำ!

“แผนเทรด.....ดัชนีร่วงหลุดเส้น BB”

## S50M23

“ดัชนีหลุดโซนรับเส้น BB”

มุมมอง: ดัชนีร่วงหลุดโซนรับเส้น BB บริเวณ ดิตเส้น EMA 200 วัน บริเวณ 950

ขณะที่ RSI ร่วงต่ำกว่า 50 ส่งสัญญาณอ่อนแรง

แผนเทรด... ฟังซื้อและปิดสถานะลดความเสี่ยง ในทางตรงข้ามสถานะขายมีอยู่  
นะถือต่อ เนื่องจากดัชนีส่งสัญญาณปรับฐานมีโอกาสลงต่อ

Note:เนื่องจากตลาด TFEX มีความผันผวนมาก หากขาดทุนมากกว่า 10%  
ของพอร์ต แนะนำปิดสถานะ

S50M23: รับ 940 ต้าน 950

GFJ23: รับ 31,500 ต้าน 33,000

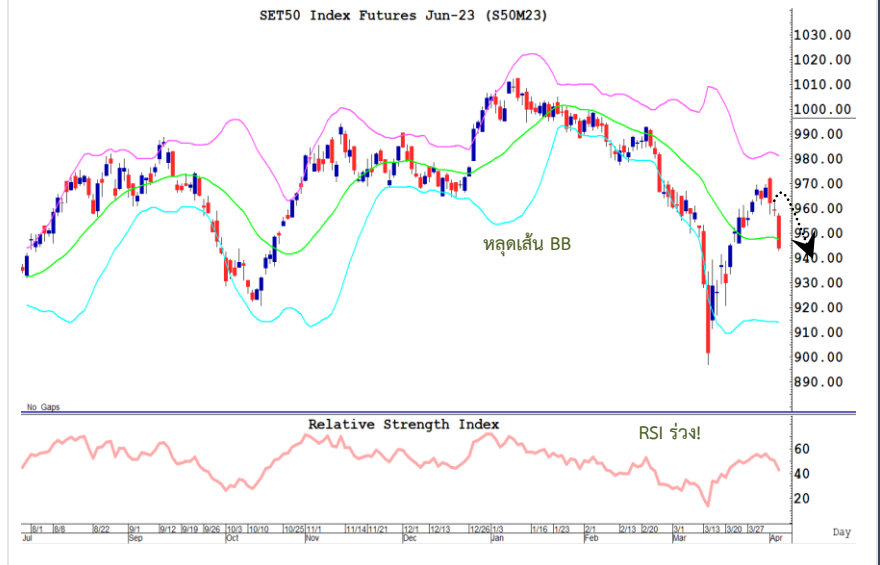
มุมมองทางเทคนิค โดย คุณธนรัตน์ อิศรกุล

นักวิเคราะห์การลงทุนปัจจัยพื้นฐานด้านหลักทรัพย์และปัจจัยทางเทคนิค

Thanarut@bualuang.co.th

Tel. (662) 618-1334

### SET50 Index Future



“Bullish Pennant.....success ”

## Gold spot

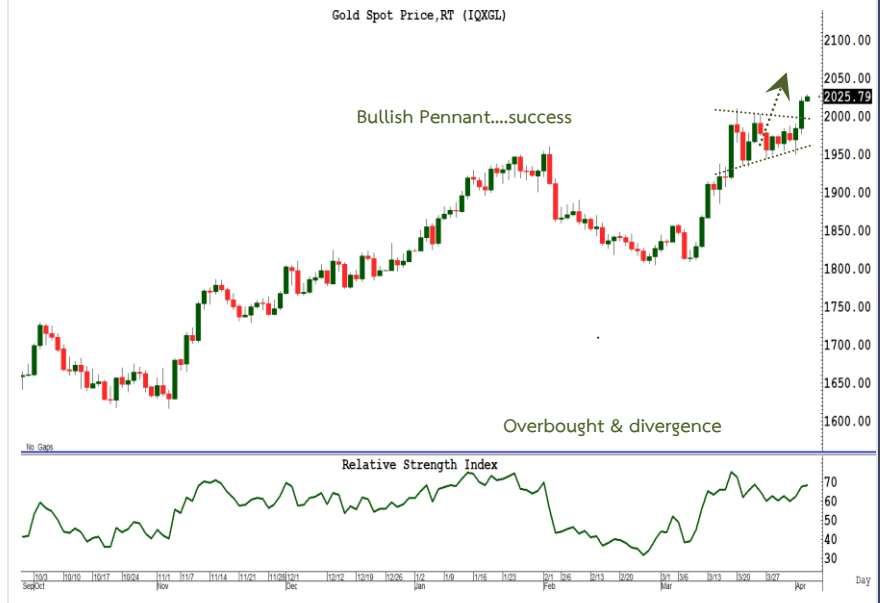
จับสัญญาณเทรด...ทองคำ

มุมมอง: โครงสร้าง “Bullish Pennant” สามเหลี่ยมขาขึ้นส่งผลให้ทองคำ  
ทะลุ High แม่นยำ! ขณะที่เครื่องมือวัดโมเมนตัม RSI เริ่มเข้าสู่ภาวะ  
overbought & divergence

แผนซื้อถูกทาง...นะถือรอขายโซนด้านบนบริเวณ \$2,050/ออนซ์ (ขายก่อนแล้ว  
รอรับกลับ) ในทางตรงข้ามสถานะขายปิดไปแล้วนะรอสัญญาณกลับตัว รอ  
โซนด้าน

Note:ปิดความเสี่ยงหากผลตอบแทนติดลบมากกว่า 10% ของพอร์ต

### Gold Spot



## วิกิจ ถาวรธนรัตน์

นักวิเคราะห์การลงทุนปัจจัยพื้นฐานด้านตลาดทุน/ปัจจัยทางเทคนิค

Wikij.tir@bualuang.co.th Tel. (662) 618-1336

หลักทรัพย์	เปิด	สูงสุด	ต่ำสุด	ปิด	เฉลี่ย	ราคาที่ใช้ชำระ ราคา	เปลี่ยนแปลง	ปริมาณ (สัญญา)	สถานะคงค้าง (สัญญา)
SET50	960.87	961.44	944.75	946.12	953.30	N/A	-15.15	N/A	N/A
S50J23	955.00	958.00	944.4	944.40	952.50	944.40	-14.9	215	182
S50K23	955.2	957.10	944.5	945.20	949.90	945.20	-14.2	58	211
S50M23	957	957.90	943.1	943.10	950.50	944.10	-15.1	212,483	412,342
S50U23	953.2	954.90	940.1	940.30	947.50	940.90	-15.4	22,967	40,843
S50Z23	953	954.70	940.1	940.50	946.40	941.10	-14.9	4,328	21,093
S50H24	952.5	952.60	938	938.40	944.40	939.10	-15.1	1,964	2,102
<b>Total</b>								<b>242,015</b>	<b>476,773</b>

Source : SET Smart

#### Trading by Investor Type - SET50 Index Futures

##### 5 วันย้อนหลัง

วันที่	นักลงทุนต่างประเทศ ปริมาณ			นักลงทุนสถาบัน ปริมาณ			นักลงทุนภายในประเทศ ปริมาณ			รวม	
	ซื้อ	ขาย	สุทธิ	ซื้อ	ขาย	สุทธิ	ซื้อ	ขาย	สุทธิ	ปริมาณ	สถานะคงค้าง
05/04/2023	88,656	97,924	-9,268	42,998	39,022	3,976	110,361	105,069	5,292	242,015	476,773
04/04/2023	55,576	62,623	-7,047	27,314	24,563	2,751	64,106	59,810	4,296	146,996	463,310
03/04/2023	73,240	95,945	-22,705	43,829	35,578	8,251	107,607	93,153	14,454	224,676	450,475
31/03/2023	85,071	47,558	37,513	25,016	31,609	-6,593	46,699	77,619	-30,920	156,786	435,301
30/03/2023	82,555	80,245	2,310	36,795	35,074	1,721	91,145	95,176	-4,031	210,495	541,915

##### 4 เดือนย้อนหลัง

วันที่	นักลงทุนต่างประเทศ ปริมาณ			นักลงทุนสถาบัน ปริมาณ			นักลงทุนภายในประเทศ ปริมาณ			รวม	
	ซื้อ	ขาย	สุทธิ	ซื้อ	ขาย	สุทธิ	ซื้อ	ขาย	สุทธิ	ปริมาณ	สถานะคงค้าง
เม.ย. 2023	217,472	256,492	-39,020	114,141	99,163	14,978	282,074	258,032	24,042	613,687	476,773
มี.ค. 2023	3,051,754	2,935,366	116,388	1,110,804	1,094,251	16,553	2,675,691	2,808,632	-132,941	6,838,249	435,301
ก.พ. 2023	1,468,424	1,592,263	-123,839	668,550	650,734	17,816	2,019,686	1,913,663	106,023	4,156,660	664,829
ม.ค. 2023	1,346,543	1,446,322	-99,779	678,348	675,116	3,232	1,994,379	1,897,832	96,547	4,019,270	673,734

##### 4 ไตรมาสย้อนหลัง

วันที่	นักลงทุนต่างประเทศ ปริมาณ			นักลงทุนสถาบัน ปริมาณ			นักลงทุนภายในประเทศ ปริมาณ			รวม	
	ซื้อ	ขาย	สุทธิ	ซื้อ	ขาย	สุทธิ	ซื้อ	ขาย	สุทธิ	ปริมาณ	สถานะคงค้าง
Q2/2023	217,472	256,492	-39,020	114,141	99,163	14,978	282,074	258,032	24,042	613,687	476,773
Q1/2023	5,866,721	5,973,951	-107,230	2,457,702	2,420,101	37,601	6,689,756	6,620,127	69,629	15,014,179	435,301
Q4/2022	5,773,579	5,666,820	106,759	2,433,982	2,462,801	-28,819	5,991,792	6,069,732	-77,940	14,199,353	563,223
Q3/2022	6,188,060	6,186,241	1,819	2,707,073	2,714,363	-7,290	6,950,031	6,944,560	5,471	15,845,164	495,136

Source : SET Smart

#### Metal Futures

หลักทรัพย์	เปิด	สูงสุด	ต่ำสุด	ปิด	เฉลี่ย	ราคาที่ใช้ชำระ ราคา	เปลี่ยนแปลง	ปริมาณ (สัญญา)	สถานะคงค้าง (สัญญา)
GF10J23	32,300	32,810	32,290	32,650	32,634	32,660.00	360	3712	5,136
GFJ23	32,420	32,790	32,420	32,640	32,655	32,640.00	380	44	216
GF10M23	32,350	32,860	32,340	32,750	32,722	32,750.00	390	5276	6,267
GFM23	32,430	32,810	32,430	32,710	32,737	32,740.00	430	66	247
GOM23	2,009	2,054	2,008	2,051	2,038	2,050.10	39.9	44587	20,548
SVFM23	24.31	25.35	24.31	25.08	24.98	25.08	0.71	315	880
GF10Q23	32,440	32,920	32,440	32,810	32,806	32,810.00	390	1245	2,515
GFQ23	32,500	32,880	32,500	32,780	32,758	32,780.00	330	22	82
GOU23	2,036	2,081	2,035	2,077	2,065	2,077.20	40.1	8652	4,774
SVFU23	24.79	25.63	24.79	25.40	25.30	25.40	0.8	46	77

Source : SET Smart

#### Single Stock Futures

blssk	เปิด	สูงสุด	ต่ำสุด	ปิด	เฉลี่ย	ราคาที่ใช้ชำระ ราคา	เปลี่ยนแปลง	ปริมาณ (สัญญา)	สถานะคงค้าง (สัญญา)
AAVM23	2.75	2.79	2.74	2.74	2.77	2.74	-0.06	2,735	70,175
ADVANCM23	212.13	213.20	208.11	208.99	210.66	208.99	-4.16	254	3,337
AEONTSM23	177.87	181.78	174.37	174.37	177.22	174.37	-7.92	46	256
AMATAM23	22.84	22.84	22.67	22.67	22.72	22.60	-0.04	304	1,052
AOTM23	71.78	71.78	71.42	71.67	71.62	71.67	-0.31	398	2,599
APM23	11.68	11.68	11.68	11.68	11.68	11.68	-0.02	1	4,518
AWCM23	5.72	5.72	5.68	5.68	5.72	5.68	-0.04	17	7,790
BAM23	13.59	13.59	13.49	13.49	13.50	13.49	-0.3	507	591
BAMM23	13.19	13.19	12.89	13.07	13.05	12.95	-0.29	1,865	13,598
BANPUM23	10.16	10.17	10.1	10.10	10.14	10.10	-0.11	538	51,368
BAYM23	-	-	-	-	-	29.17	-	-	548
BBLM23	151.53	152.50	150.03	150.63	151.17	150.63	-0.9	186	2,964
BCHM23	20.41	20.54	20.15	20.39	20.39	20.30	-0.12	224	19,972
BCPGM23	10.14	10.15	10.05	10.06	10.11	10.06	0.01	309	6,790
BCPM23	31.75	32.00	31.28	31.28	31.85	31.30	-1.1	518	4,376
BDM23	30.3	30.50	30.06	30.06	30.36	30.06	-0.18	340	1,611
BEAUTYM23	1.23	1.23	1.22	1.22	1.22	1.22	-0.01	152	49,020
BECM23	8.6	8.60	8.3	8.30	8.43	8.30	-0.3	43	11,150
BEMM23	8.95	9.03	8.95	9.03	8.99	9.03	0.07	528	13,164
BGRIMM23	38.25	39.99	38.25	39.99	39.24	39.94	1.84	755	3,178
BHM23	230	231.00	227.05	228.01	229.72	228.01	2.02	216	441
BJCM23	36.75	36.75	36.75	36.75	36.75	36.75	0.19	205	2,664
BLAM23	27.87	27.87	27.12	27.12	27.41	27.15	-1.01	109	8,464
BLANDM23	0.99	1.00	0.97	0.99	0.98	0.99	0.01	68	87,651
BPPM23	-	-	-	-	-	15.30	-0.2	-	1,700
BTSM23	7.2	7.30	7.2	7.20	7.27	7.20	-0.01	28	13,813
CBGM23	88.5	88.50	86.25	86.27	87.50	86.51	-2.55	488	3,436
CENTELM23	56	56.00	55.8	55.80	55.87	55.80	-0.33	3	1,596
CHGM23	3.6	3.62	3.55	3.55	3.59	3.55	-0.05	538	5,791
CKM23	20.79	20.89	20.79	20.89	20.80	20.89	0.45	217	1,037
CKPM23	4.11	4.11	3.93	3.94	4.01	3.94	-0.15	61	28,752
COM7M23	29.6	29.60	27.25	27.25	27.73	27.25	-2.35	2,537	7,729
CPALLM23	61.39	61.60	60.8	61.10	61.36	61.09	0.09	1,579	4,306
CPFM23	21.22	21.45	21.22	21.45	21.36	21.45	0.01	349	21,156
CPNM23	70.61	70.61	70.61	70.61	70.61	70.41	0.54	101	498
CRCM23	44.33	44.33	44.33	44.33	44.33	44.33	-	501	1,722
DELTAM23	959.1	963.00	868.22	881.00	902.29	881.00	-85	564	1,480
DTACM23X	8.18	8.18	8.18	8.18	8.18	8.18	-	1	179
EAM23	76.03	76.03	74.97	74.97	75.32	74.98	-1.27	678	21,695
EASTWM23	-	-	-	-	-	4.93	0.02	-	10
EGCOM23	156.99	156.99	156	156.00	156.63	156.00	1.38	26	572
EPGM23	-	-	-	-	-	7.76	-0.33	-	4,006
ERWM23	4.92	4.92	4.87	4.87	4.92	4.87	-0.09	11	3,536
ESSOM23	-	-	-	-	-	8.70	0.09	-	23,111
GFPTM23	11.59	11.59	11.59	11.59	11.59	11.20	-0.3	201	5,540
GLOBALM23X	18	18.30	18	18.30	18.20	18.25	0.05	2,516	3,431
GPSCM23	66.69	67.45	66.1	67.00	66.88	67.00	0.23	157	4,572
GULFM23	53	53.75	52.85	52.85	53.47	52.85	-0.24	1,565	14,661
GUNKULM23	4.1	4.14	4.02	4.02	4.06	4.03	-0.1	11,123	121,681
HANAM23	49.72	49.72	47.3	47.30	48.22	47.30	-3.2	585	1,631
HMPROM23	14.08	14.30	14.08	14.30	14.26	14.30	0.29	336	4,669
ICHIM23	12.08	12.12	12.08	12.12	12.12	12.12	-	115	12,677
INTUCHM23X	73.91	73.91	73.91	73.91	73.91	73.91	0.21	51	166
IRPCM23	2.64	2.64	2.58	2.58	2.60	2.59	-0.04	852	32,204
ITDM23	1.64	1.64	1.59	1.61	1.61	1.60	-0.03	143	31,498
IVLM23	33.28	33.70	33.26	33.41	33.39	33.41	-0.85	134	12,290
JASM23	2.08	2.08	2	2.00	2.04	2.02	-0.08	4,141	73,357

blssk	เปิด	สูงสุด	ต่ำสุด	ปิด	เฉลี่ย	ราคาที่ใช้ชำระ ราคา	เปลี่ยนแปลง	ปริมาณ (สัญญา)	สถานะคงค้าง (สัญญา)
JMTM23	44.95	44.95	42.3	42.66	43.44	42.66	-2.44	349	5,106
KBANKM23	129.29	129.29	127.1	128.70	127.70	128.30	-1	962	8,199
KCEM23	44.25	44.40	42.75	42.75	43.28	42.75	-2.32	590	5,758
KEXM23	16.43	16.43	16.32	16.40	16.38	16.40	0.06	89	3,945
KKPM23	61.68	63.00	61.41	63.00	61.69	62.85	0.5	221	3,412
KTBM23	16.1	16.16	15.9	15.99	15.98	15.99	-0.2	926	18,478
KTCM23	52.35	52.90	52.15	52.15	52.51	52.15	-0.5	226	54,837
LHM23	9.52	9.52	9.52	9.52	9.52	9.52	-0.18	10	3,326
LPNM23	4.7	4.72	4.68	4.68	4.70	4.68	0.03	9	3,150
MAJORM23	-	-	-	-	-	15.91	-0.43	-	4,785
MBKM23	16	16.00	16	16.00	16.00	15.94	0.05	102	1,348
MEGAM23	-	-	-	-	-	41.31	-1.13	400	2,035
MINTM23	31.07	31.07	30.25	30.45	30.62	30.45	-1.39	525	1,949
MM23	-	-	-	-	-	50.63	-0.27	40	1,444
MTCM23	33.38	33.38	32.63	33.00	32.92	32.99	-0.96	246	7,178
ORIM23	-	-	-	-	-	11.38	0.42	-	5,120
ORM23	21.5	21.50	21.18	21.18	21.24	21.18	-0.41	627	4,001
OSPM23	30.57	30.57	30.35	30.35	30.39	30.35	-0.22	6	2,770
PLANBM23	8.25	8.25	8.2	8.20	8.24	8.20	-0.32	1,006	21,023
PRMM23	7.37	7.37	7.37	7.37	7.37	7.37	-0.03	20	10,248
PSHM23	12.8	12.80	12.44	12.44	12.74	12.44	0.01	6	351
PSLM23	13.77	13.77	13.27	13.28	13.53	13.28	-0.49	594	2,950
PTGM23	13.52	13.52	13.31	13.36	13.40	13.36	-0.39	407	16,995
PTTEPM23	160	161.35	158.6	159.25	160.19	159.25	-1.05	1,387	3,180
PTTGCM23	44.5	45.18	44.5	44.68	44.92	44.68	-0.32	178	3,893
PTTM23	31.68	31.68	31.4	31.50	31.51	31.50	-0.28	538	6,921
QHM23	2.33	2.40	2.33	2.40	2.34	2.40	0.07	18	2,736
RATCHM23	38.8	38.80	38.8	38.80	38.80	38.80	-0.1	5	1,607
RSM23	15.1	15.11	14.85	15.03	15.09	15.03	-0.1	55	25,470
SAMARTM23	-	-	-	-	-	4.28	0.06	-	6,881
SAWADM23	51	51.00	49.75	49.90	50.56	49.90	-1.8	298	6,343
SCBM23	99.39	99.39	98.65	98.65	98.75	98.65	-0.85	535	5,215
SCCM23	314	314.00	314	314.00	314.00	314.00	-1.7	190	1,978
SCGPM23	45.4	45.40	44.99	45.18	45.19	45.18	-0.7	97	4,150
SGPM23	8.7	8.70	8.7	8.70	8.70	8.70	-0.24	2	202
SIRIM23	1.77	1.78	1.73	1.73	1.74	1.73	-0.07	9,277	26,272
SM23	-	-	-	-	-	1.70	-0.02	-	19,422
SPALIM23	-	-	-	-	-	21.96	-0.39	200	2,469
SPCGM23	-	-	-	-	-	13.26	-0.2	-	2
SPRCM23	10.74	10.87	10.74	10.87	10.86	10.87	0.19	18	1,541
STAM23	22.15	22.19	21.33	21.51	21.69	21.51	-0.68	128	1,987
STECM23	12.37	12.58	12.36	12.44	12.46	12.44	0.01	26	8,748
STGTM23	10.15	10.15	9.92	9.92	10.00	9.92	-0.33	20	3,797
STPIM23	4.04	4.04	4.03	4.03	4.04	4.03	-0.11	3	20,417
SUPERM23	0.66	0.68	0.66	0.66	0.66	0.66	-0.01	31	48,323
TASCOM23	19.15	19.15	19.09	19.10	19.14	19.10	-0.36	313	2,097
TCAPM23	44	44.15	43.9	43.90	43.99	43.90	-0.02	104	18
THAIM23	-	-	-	-	-	3.36	-	-	-
THANIM23	-	-	-	-	-	3.60	-0.04	500	5,022
THCOMM23	13.65	13.75	13.32	13.32	13.47	13.32	-0.76	1,028	4,203
THGM23	-	-	-	-	-	68.82	0.25	-	9
TISCOM23	93	93.00	92	92.00	92.25	92.00	-8.1	44	272
TKNM23	9.17	9.17	9.17	9.17	9.17	9.20	-0.11	8	15,110
TOAM23	-	-	-	-	-	30.76	-	-	603
TOPM23	53.68	53.68	52.2	52.20	52.68	52.20	-1.31	477	1,025
TPIPLM23	-	-	-	-	-	1.53	-0.01	-	4,224
TPIPPM23	3.33	3.33	3.33	3.33	3.33	3.33	0.03	20	3,160
TQMM23	32.12	32.12	31.12	31.50	31.66	31.63	-0.97	23	7,819

blssk	เปิด	สูงสุด	ต่ำสุด	ปิด	เฉลี่ย	ราคาที่ใช้ชำระ ราคา	เปลี่ยนแปลง	ปริมาณ (สัญญา)	สถานะคงค้าง (สัญญา)
TRUEEM23X	-	-	-	-	-	8.18	-0.13	-	217
TRUEM23	8.2	8.20	8.16	8.17	8.16	8.17	-0.12	1,285	17,023
TTAM23	7.74	7.74	7.64	7.70	7.68	7.78	-	6	1,839
TTBM23	1.37	1.38	1.36	1.38	1.37	1.38	-	1,090	25,999
TTCLM23	4.42	4.42	4.42	4.42	4.42	4.42	-0.06	2	2,562
TTWM23	8.8	8.80	8.7	8.70	8.75	8.70	0.11	4	384
TUM23	13.51	13.61	13.4	13.50	13.44	13.50	-0.34	3,083	19,040
TVOM23X	-	-	-	-	-	26.12	-	-	400
UNIQM23	-	-	-	-	-	3.72	-0.1	-	6,571
VGIM23	3.98	3.98	3.89	3.89	3.90	3.89	-0.09	6	16,179
VNGM23	-	-	-	-	-	4.93	-0.02	-	8,603
WHAM23	4.31	4.37	4.27	4.27	4.34	4.27	0.02	11,402	13,992
<b>Total</b>								<b>82,183</b>	<b>1,388,176</b>

Source : SET Smart

BUALUANG SECURITIES PUBLIC COMPANY LIMITED (BLS) is a subsidiary of BANGKOK BANK PUBLIC COMPANY LIMITED (BBL). This document is produced based upon sources believed to be reliable but their accuracy, completeness or correctness is not guaranteed. The statements or expressions of opinion herein were arrived at after due and careful consideration to use as information for investment. Expressions of opinion contained herein are subject to change without notice. This document is not, and should not be construed as, an offer or the solicitation of an offer to buy or sell any securities. The use of any information shall be at the sole discretion and risk of the user.

BUALUANG SECURITIES PUBLIC COMPANY LIMITED MAY BE IN RELATIONSHIP WITH THE SECURITIES IN THIS REPORT. "Opinions, projections and other information contained in this report are based upon sources believed to be accurate including the draft prospectus, but no responsibility is accepted for any loss occasioned by reliance placed upon the contents hereof. Bualuang Securities Public Company Limited may from time to time perform investment, advisory or other services for companies mentioned in this report, as well as dealing (as principal or otherwise) in, or otherwise being interested in, any securities mentioned herein, This report does not constitute a solicitation to buy or sell any securities". Investors should carefully read details in the prospectus before making investment decision.






BUALUANG SECURITIES PUBLIC COMPANY LIMITED MAY ACT AS MARKET MAKER AND ISSUER OF DWs, AND ISSUER OF STRUCTURED NOTES ON THESE SECURITIES. The company may prepare the research reports on those underlying securities. Investors should carefully read the details of the derivative warrants and structured notes in the prospectus before making investment decisions.

ADVANC	AMATA	AOT	BDMS	BH	CBG	CENTEL	CPALL	GLOBAL	GPSC	IRPC	KBANK	KCE	KTC	MINT
PTG	PTT	PTTEP	PTTGC	SCB	SFRG	TOP	WHA	ESSO	STA	BGRIM	GULF	MTC	AWC	CRC
CPF	CPN	HANA	HMPRO	IVL	OSP	SAWAD	BANPU	BCH	BTS	CK	SCC	STEC	TISCO	TU
INTUCH	RATCH	VGI	SCGP	COM7	DOHOME	JMT	CHG	TTB	BAM	BCP	AP	KTB	KKP	OR
BEM	GUNKUL	EA	SPALI	RBF	STGT	MEGA	JMART	BEC	SYNEX	BLA	KEX	RCL	SINGER	STARK
TIDLOR	FORTH	TIPH	AAV	DELTA	BCPG	SABUY	THG	CKP	TRUE	PSL				

BUALUANG SECURITIES PUBLIC COMPANY LIMITED IS OR MAY BE AN UNDERWRITER/CO-UNDERWRITER/JOINT LEAD IN RESPECT OF THE INITIAL PUBLIC OFFERING (IPO) OF SECURITIES.

<b>Financial Advisor</b>	<b>Lead underwriter/ Underwriter/ Co-underwriter</b>

**CG Rating**

Score Range	Score Range	Description
90 – 100		Excellent
80 – 89		Very Good
70 – 79		Good
60 – 69		Satisfactory
50 – 00359		Pass
Less than 50	No logo given	-

**Thailand's Private Sector Collective Action Coalition Against Corruption programme (Thai CAC) under Thai Institute of Directors**

- companies that have **declared** their intention to join CAC, and
- companies **certified** by CAC.

## CORPORATE GOVERNANCE REPORT DISCLAIMER

This research report was prepared by Bualuang Securities Public Company Limited and refers to research prepared by Morgan Stanley. Morgan Stanley does not warrant or guarantee the accuracy or completeness of its research reports. Morgan Stanley reserves copyright and other proprietary rights in the material reproduced in this report. Morgan Stanley is under no obligation to inform Bualuang Securities or you if the views or information referred to or reproduced in this research report change.

### Corporate Governance Report disclaimer

The disclosure of the survey result of the Thai Institute of Directors Association (IOD) regarding corporate governance is made pursuant to the policy of the Office of the Securities and Exchange Commission. The IOD survey is based on the information of a company listed on the Stock Exchange of Thailand and the Market for Alternative Investment disclosed to the public and able to be accessed by a general public investor. The result, therefore, is from the perspective of a third party. It is not an evaluation of operation and is not based on inside information.

The survey result is as of the date appearing in the Corporate Governance Report of Thai Listed Companies. As a result, the survey result may be changed after that date. Bualuang Securities Public Company Limited neither confirms nor certifies the accuracy of such survey results.

“Disclaimer: The disclosure of the Anti-Corruption Progress Indicators of a listed company on the Stock Exchange of Thailand, which is assessed by the relevant institution as disclosed by the Office of the Securities and Exchange Commission, is made in order to comply with the policy and sustainable development plan for the listed companies. The relevant institution made this assessment based on the information received from the listed company, as stipulated in the form for the assessment of Anti-corruption which refers to the Annual Registration Statement (Form 56-1), Annual Report (Form 56-2), or other relevant documents or reports of such listed company. The assessment result is therefore made from the perspective of a third party. It is not an assessment of operation and is not based on any inside information. Since this assessment is only the assessment result as of the date appearing in the assessment result, it may be changed after that date or when there is any change to the relevant information. Nevertheless, Bualuang Securities Public Company Limited neither confirms, verifies, nor certifies the accuracy and completeness of the assessment result.”

## BUALUANG RESEARCH – RECOMMENDATION FRAMEWORK

### STOCK RECOMMENDATIONS

**BUY:** Expected positive total returns of 15% or more over the next 12 months.

**HOLD:** Expected total returns of between -15% and +15% over the next 12 months.

**SELL:** Expected negative total returns of 15% or more over the next 12 months.

**TRADING BUY:** Expected positive total returns of 15% or more over the next 3 months.

### SECTOR RECOMMENDATIONS

**OVERWEIGHT:** The industry, as defined by the analyst's coverage universe, is expected to outperform the relevant primary market index over the next 12 months.

**NEUTRAL:** The industry, as defined by the analyst's coverage universe, is expected to perform in line with the relevant primary market index over the next 12 months.

**UNDERWEIGHT:** The industry, as defined by the analyst's coverage universe, is expected to underperform the relevant primary market index over the next 12 months.

## IMPORTANT DISCLOSURES FOR U.S. PERSONS

This research report was prepared by Bualuang Securities Public Company Limited (“BLS”). BLS is not a registered broker-dealer in the United States and, therefore, is not subject to U.S. rules regarding the preparation of research reports and the independence of research analysts. This research report is provided for distribution to “major U.S. institutional investors” in reliance on the exemption from registration provided by Rule 15a-6 of the U.S. Securities Exchange Act of 1934, as amended (the “Exchange Act”).

Under no circumstances should any recipient of this research report effect any transaction to buy or sell securities or related financial instruments through BLS. Rosenblatt Securities Inc. accepts responsibility for the contents of this research report, subject to the terms set out below, to the extent that it is delivered to a U.S. person other than a major U.S. institutional investor.

The analyst whose name appears in this research report is not registered or qualified as a research analyst with the Financial Industry Regulatory Authority (“FINRA”) and may not be an associated person of Rosenblatt Securities Inc. and, therefore, may not be subject to applicable restrictions under FINRA Rules on communications with a subject company, public appearances and trading securities held by a research analyst account.

## Additional Disclosures

This research report is for distribution only under such circumstances as may be permitted by applicable law. This research report has no regard to the specific investment objectives, financial situation or particular needs of any specific recipient, even if sent only to a single recipient. This research report is not guaranteed to be a complete statement or summary of any securities, markets, reports or developments referred to in this research report. Neither BLS nor any of its directors, officers, employees or agents shall have any liability, however arising, for any error, inaccuracy or incompleteness of fact or opinion in this research report or lack of care in this research report’s preparation or publication, or any losses or damages which may arise from the use of this research report.

BLS may rely on information barriers, such as “Chinese Walls” to control the flow of information within the areas, units, divisions, groups, or affiliates of BLS.

Investing in any non-U.S. securities or related financial instruments (including ADRs) discussed in this research report may present certain risks. The securities of non-U.S. issuers may not be registered with, or be subject to the regulations of, the U.S. Securities and Exchange Commission. Information on such non-U.S. securities or related financial instruments may be limited. Foreign companies may not be subject to audit and reporting standards and regulatory requirements comparable to those in effect within the United States.

The value of any investment or income from any securities or related financial instruments discussed in this research report denominated in a currency other than U.S. dollars is subject to exchange rate fluctuations that may have a positive or adverse effect on the value of or income from such securities or related financial instruments.

Past performance is not necessarily a guide to future performance and no representation or warranty, express or implied, is made by BLS with respect to future performance. Income from investments may fluctuate. The price or value of the investments to which this research report relates, either directly or indirectly, may fall or rise against the interest of investors. Any recommendation or opinion contained in this research report may become outdated as a consequence of changes in the environment in which the issuer of the securities under analysis operates, in addition to changes in the estimates and forecasts, assumptions and valuation methodology used herein.

No part of the content of this research report may be copied, forwarded or duplicated in any form or by any means without the prior consent of BLS and BLS accepts no liability whatsoever for the actions of third parties in this respect.