

TFEX Daily

8 ธันวาคม 2566

SET50

แผนเทรด...สถานะขายเตรียมตัว "ลืตก้าไร"

Gold spot

แผนเทรด...ย่อรอจังหวะซื้อกลับ!

SET50: รับ 840-845 ต้าน 855-860

GFZ23: รับ 33,000 ต้าน 35,000

มุมมองทางเทคนิค โดย คุณธนรัตน์ อิศรกุล
นักวิเคราะห์การลงทุนปัจจัยพื้นฐานด้านหลักทรัพย์และปัจจัยทางเทคนิค

Thanarut@bualuang.co.th

Tel. (662) 618-1334

"เข้าถึง low & bearish MACD แม่นยำ"

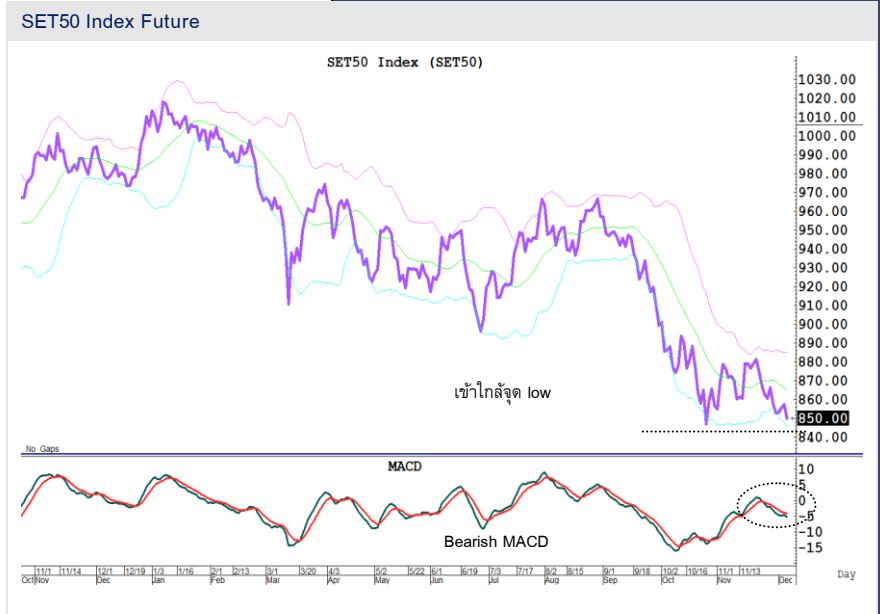
SET50

แผนเทรด: สถานะขายเตรียมลืตก้าไร

มุมมอง: ดัชนีล่าสุดปรับตัวลงเข้าถึง low จุดต่ำสุดที่เคยทำไว้ที่ 845 จุด ขณะที่ MACD ส่งสัญญาณ bear signal เตือนแม่นยำ (แผนเทรดเน้นฝั่งขายยามตลอด 1 สัปดาห์)

แผนเทรด: สถานะซื้อและรอ...ยังไม่รีบเนื่องจากความเสี่ยงดัชนีอาจหลุด low ในทางตรงกันข้ามสถานะ "ขาย" และรอขายทำไรบริเวณ 840-845 หรือต่ำกว่า (ลืตก้าไปก่อนแล้วรอเปิดสถานะใหม่)

เงื่อนไขปิดทางกรณีขาดทุนมากกว่า 10% ของพอร์ตและปิดสถานะ



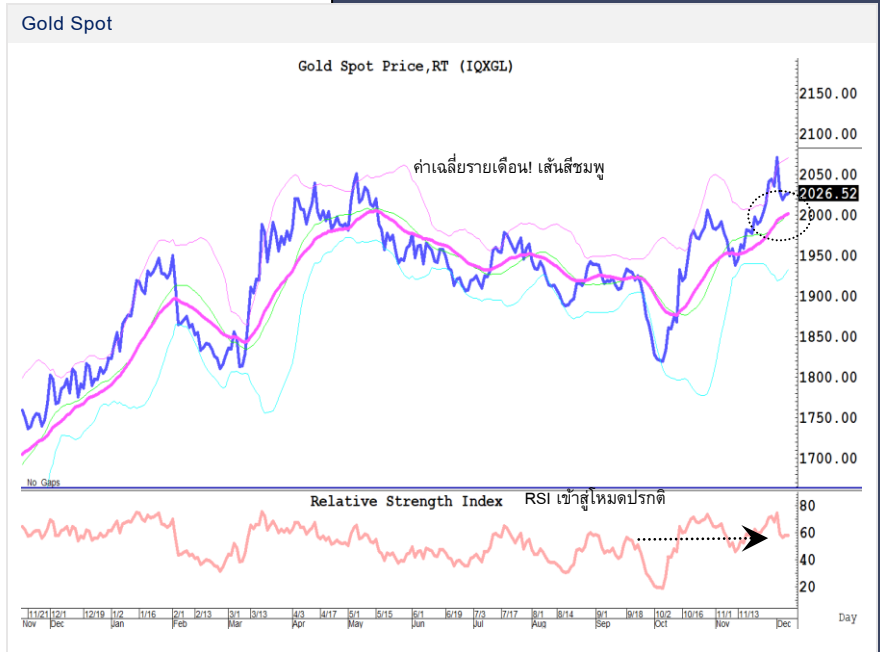
"ปรับฐาน.... เข้าสู่จุดสมดุล"

Gold spot

แผนเทรดเมื่อทองคำ: ปรับฐาน....ลงสู่โหมดปรกติ!

มุมมอง: ทองคำล่าสุด ปรับฐานภายหลังทะลุทำจุดสูงสุดใหม่ new high แต่! ยืนไม่ได้ ปัจจุบันกำลังปรับลงเข้าสู่จุดสมดุล...เส้นค่าเฉลี่ยรายเดือน (เส้นสีชมพู) นอกจากนี้ RSI ลดตีความร่อนแรง เข้าสู่โหมดปรกติ

แผนเทรด: สถานะซื้อและทยอยสะสมบริเวณโซนรับ \$2,000-2,020/ออนซ์ ลุ้นฟื้นตัวกลับขึ้นไปทดสอบโซนต้าน จุด high ที่ \$2,100/ออนซ์ ในทางตรงกันข้าม สถานะขายและรอสัญญาณยืนยัน ยังไม่รีบ เงื่อนไขปิดความเสี่ยง...หากผลตอบแทนลดลงต่ำกว่า 10% ของพอร์ต (หรือลดต่ำกว่า \$1,980) และปิดสถานะ



วิกิจ ธรวรรณรัตน์

นักวิเคราะห์การลงทุนปัจจัยพื้นฐานด้านตลาดทุนปัจจัยทางเทคนิค

Wikij.tir@bualuang.co.th Tel. (662) 618-1336

หลักทรัพย์	เปิด	สูงสุด	ต่ำสุด	ปิด	เฉลี่ย	ราคาที่ใช้ชำระ ราคา	เปลี่ยนแปลง	ปริมาณ (สัญญา)	สถานะคงค้าง (สัญญา)
SET50	851.45	853.49	845.88	850	850.21	N/A	-7.44	N/A	N/A
S50Z23	851.30	852.70	845.4	849.30	849.50	849.40	-7.2	202,975	583,060
S50F24	851.1	851.90	846.5	849.20	848.70	849.20	-6.7	71	297
S50G24	850	851.00	845.6	851.00	847.60	851.00	-6	13	57
S50H24	849	851.20	844	847.80	847.90	848.00	-7.2	39,251	104,245
S50M24	850	850.00	842.1	846.20	846.40	846.40	-6.9	8,209	30,718
S50U24	846	846.00	838.7	842.00	841.80	842.10	-7	5,037	15,851
Total								255,556	734,228

Source : SET Smart

Trading by Investor Type - SET50 Index Futures

5 วันย้อนหลัง

วันที่	นักลงทุนต่างประเทศ ปริมาณ			นักลงทุนสถาบัน ปริมาณ			นักลงทุนภายในประเทศ ปริมาณ			รวม	
	ซื้อ	ขาย	สุทธิ	ซื้อ	ขาย	สุทธิ	ซื้อ	ขาย	สุทธิ	ปริมาณ	สถานะคงค้าง
07/12/2023	100,798	104,469	-3,671	44,383	42,635	1,748	110,375	108,452	1,923	255,556	734,228
06/12/2023	91,657	103,509	-11,852	28,326	26,599	1,727	88,744	78,619	10,125	208,727	712,559
04/12/2023	112,319	108,777	3,542	44,661	41,574	3,087	102,396	109,025	-6,629	259,376	736,786
01/12/2023	86,278	83,865	2,413	20,775	22,631	-1,856	69,612	70,169	-557	176,665	693,895
30/11/2023	136,901	143,538	-6,637	40,696	40,362	334	136,534	130,231	6,303	314,131	752,077

4 เดือนย้อนหลัง

วันที่	นักลงทุนต่างประเทศ ปริมาณ			นักลงทุนสถาบัน ปริมาณ			นักลงทุนภายในประเทศ ปริมาณ			รวม	
	ซื้อ	ขาย	สุทธิ	ซื้อ	ขาย	สุทธิ	ซื้อ	ขาย	สุทธิ	ปริมาณ	สถานะคงค้าง
ธ.ค. 2023	391,052	400,620	-9,568	138,145	133,439	4,706	371,127	366,265	4,862	900,324	734,228
พ.ย. 2023	2,258,025	2,284,835	-26,810	776,218	769,618	6,600	2,612,359	2,592,149	20,210	5,646,602	752,077
ต.ค. 2023	2,415,992	2,395,121	20,871	790,410	787,983	2,427	2,774,660	2,797,958	-23,298	5,981,062	717,692
ก.ย. 2023	2,638,180	2,824,439	-186,259	760,603	767,582	-6,979	2,455,812	2,262,574	193,238	5,854,595	702,002

4 ไตรมาสย้อนหลัง

วันที่	นักลงทุนต่างประเทศ ปริมาณ			นักลงทุนสถาบัน ปริมาณ			นักลงทุนภายในประเทศ ปริมาณ			รวม	
	ซื้อ	ขาย	สุทธิ	ซื้อ	ขาย	สุทธิ	ซื้อ	ขาย	สุทธิ	ปริมาณ	สถานะคงค้าง
Q4/2023	5,065,069	5,080,576	-15,507	1,704,773	1,691,040	13,733	5,758,146	5,756,372	1,774	12,527,988	734,228
Q3/2023	6,464,644	6,588,488	-123,844	2,209,174	2,196,199	12,975	7,111,558	7,000,689	110,869	15,785,376	702,002
Q2/2023	6,049,238	6,134,886	-85,648	2,352,097	2,346,418	5,679	6,843,677	6,763,708	79,969	15,245,012	678,895
Q1/2023	5,866,721	5,973,951	-107,230	2,457,702	2,420,101	37,601	6,689,756	6,620,127	69,629	15,014,179	435,301

Metal Futures

หลักทรัพย์	เปิด	สูงสุด	ต่ำสุด	ปิด	เฉลี่ย	ราคาที่ใช้ชำระ ราคา	เปลี่ยนแปลง	ปริมาณ (สัญญา)	สถานะคงค้าง (สัญญา)
GF10Z23	33,880	34,110	33,870	34,090	34,016	34,070.00	230	904	4,827
GFZ23	33,940	34,040	33,940	34,040	33,992	34,000.00	160	6	160
GOZ23	2,031	2,043	2,030	2,042	2,037	2,042	10.7	22801	28,527
SVFZ23	24	24	24	24	24	24	-0.13	137	1,097
GF10G24	34,020	34,260	34,020	34,200	34,185	34,220	200	1681	10,151
GFG24	34,220	34,260	34,220	34,260	34,230	34,260	280	4	126
GOH24	2,062	2,074	2,061	2,073	2,068	2,073.40	10.5	10397	21,861
SVFH24	25	25	25	25	25	24.79	-0.07	474	1,142
GF10J24	34,110	34,320	34,110	34,300	34,221	34,300	220	205	2,363
GFJ24	34,310	34,310	34,310	34,310	34,310	34,280	170	2	84

Source : SET Smart

Single Stock Futures

blssk	เปิด	สูงสุด	ต่ำสุด	ปิด	เฉลี่ย	ราคาที่ใช้ชำระ ราคา	เปลี่ยนแปลง	ปริมาณ (สัญญา)	สถานะคงค้าง (สัญญา)
AAVZ23	1.94	1.97	1.94	1.97	1.95	1.97	-	5,025	31,422
ADVANCZ23	218.25	219.80	218	219.80	218.73	219.80	-0.3	28	1,280
AEONTSZ23	154.25	154.25	154.25	154.25	154.25	154.25	-1.93	1	96
AMATAZ23	25.37	26.14	25.37	25.65	25.80	25.66	0.54	107	1,145
AOTZ23	59.01	59.99	59	59.50	59.45	59.50	-0.3	798	8,337
APZ23	-	-	-	-	-	10.68	0.06	-	1,103
AWCZ23	3.67	3.76	3.67	3.76	3.67	3.76	-	41	9,567
BAMZ23	8.4	8.40	8.4	8.40	8.40	8.40	-0.15	1,601	9,115
BANPUZ23	7.35	7.37	6.99	7.01	7.09	7.01	-0.39	3,553	46,790
BAYZ23	28.15	28.15	28.15	28.15	28.15	28.15	-	1	77
BAZ23	14.6	14.77	14.6	14.77	14.69	14.77	0.35	3	4,479
BBLZ23	150.35	151.49	150.01	151.49	150.51	151.49	-0.01	55	3,049
BCHZ23	21.1	21.30	21.1	21.30	21.20	21.30	0.3	2	755
BCPGZ23	8.8	8.80	8.8	8.80	8.80	8.80	-0.1	25	8,130
BCPZ23	43.9	43.90	42.9	42.90	43.31	42.90	-1.1	16	319
BDMSZ23	-	-	-	-	-	25.75	-0.04	400	4,325
BEAUTYZ23	-	-	-	-	-	0.45	-0.01	-	2,200
BECZ23	5.4	5.40	5.35	5.38	5.38	5.38	-0.14	5	617
BEMZ23	8.05	8.05	8.05	8.05	8.05	8.05	-	21	8,532
BGRIMZ23	26.58	26.97	26.42	26.97	26.72	26.97	0.44	212	2,647
BHZ23	216.65	217.60	216.65	217.00	217.06	217.00	-0.5	4	637
BJCZ23	26.5	26.50	26.5	26.50	26.50	26.50	-	1	872
BLANDZ23	-	-	-	-	-	0.72	-	-	9,315
BLAZ23	20	20.02	20	20.02	20.01	20.02	0.03	3	199
BPPZ23	-	-	-	-	-	14.48	-0.3	-	38
BSRCZ23	8.4	8.40	8.4	8.40	8.40	8.40	-0.37	2	7,558
BTSZ23	-	-	-	-	-	7.19	-	1,000	10,443
CBGZ23	84	84.00	82.25	82.25	83.03	82.25	-1.95	96	2,138
CENTELZ23	42.8	43.57	42.8	43.57	43.38	43.57	0.27	6	564
CHGZ23	2.88	2.90	2.88	2.90	2.89	2.90	0.01	2	1,570
CKPZ23	3.22	3.22	3.22	3.22	3.22	3.22	-0.05	100	3,296
CKZ23	21.17	21.28	21.07	21.17	21.23	21.17	-0.04	13	337
COM7Z23	22.72	22.85	22.49	22.84	22.67	22.84	-0.36	94	2,291
CPALLZ23	53.16	53.70	53.16	53.36	53.41	53.36	-0.24	357	6,600
CPFZ23	19.1	19.10	19	19.00	19.03	19.00	-0.24	204	13,307
CPNZ23	66	66.70	65.32	66.70	65.59	66.35	-0.22	249	1,093
CRCZ23	38.5	38.50	38.5	38.50	38.50	38.50	-0.03	3	2,159
DELTAZ23X	77.21	77.60	75.76	76.35	76.88	76.35	-2.29	39	443
EASTWZ23	-	-	-	-	-	4.17	-	-	12
EAZ23	44.42	44.50	44.04	44.50	44.37	44.50	-0.4	49	7,440
EGCOZ23	127.15	128.73	127.15	128.73	127.58	128.73	0.58	24	729
EPGZ23	7.3	7.39	7.3	7.30	7.32	7.30	0.15	8	527
ERWZ23	5.18	5.18	5.17	5.17	5.17	5.17	-0.05	2	1,762
GFPTZ23	-	-	-	-	-	10.80	-	100	2,248
GLOBALZ23X	16.45	16.45	16.43	16.43	16.43	16.41	-0.2	22	3,622
GPSCZ23	46.48	47.33	46.3	46.94	46.83	46.94	0.46	244	3,215
GULFZ23	45.38	45.79	45.38	45.40	45.52	45.40	-0.47	3	8,179
GUNKULZ23	2.62	2.62	2.59	2.61	2.60	2.61	-0.05	1,512	120,929
HANAZ23	44.5	45.00	44.5	44.75	44.72	44.75	-0.8	33	837
HMPROZ23	-	-	-	-	-	12.09	0.02	-	8,485
ICHIZ23	14.87	14.87	14.7	14.80	14.71	14.80	-	101	3,900
INTUCHZ23X	-	-	-	-	-	70.09	-0.53	-	202
IRPCZ23	2.05	2.05	1.98	2.02	2.01	2.02	-0.02	86	13,722
ITDZ23	1.14	1.15	1.13	1.15	1.13	1.15	-0.01	12	11,016
IVLZ23	25.5	25.80	25.5	25.55	25.61	25.55	-0.2	217	6,063
JASZ23	2.18	2.20	2.07	2.08	2.12	2.08	-0.13	2,575	15,110

blssk	เปิด	สูงสุด	ต่ำสุด	ปิด	เฉลี่ย	ราคาที่ใช้ชำระ ราคา	เปลี่ยนแปลง	ปริมาณ (สัญญา)	สถานะคงค้าง (สัญญา)
JMTZ23	27.08	27.10	27	27.10	27.02	27.12	-0.43	8	2,536
KBANKZ23	128	129.20	127.5	128.51	128.51	128.51	0.41	87	2,688
KCEZ23	54.74	55.30	54.37	54.37	54.67	54.10	-0.65	13	1,993
KEXZ23	4.32	4.33	4.02	4.02	4.16	4.02	-0.12	179	4,077
KKPZ23	-	-	-	-	-	47.89	-0.8	-	1,729
KTBZ23	18.49	18.49	18.35	18.40	18.42	18.40	-0.17	51	8,268
KTCZ23	46.6	46.60	46.4	46.60	46.52	46.60	0.01	30	68,155
LHZ23	7.55	7.55	7.55	7.55	7.55	7.56	-0.1	51	17,497
LPNZ23	-	-	-	-	-	3.87	-0.06	-	87
MAJORZ23	15.27	15.27	15.27	15.27	15.27	15.27	-0.2	10	708
MBKZ23	-	-	-	-	-	15.58	-0.2	-	1,132
MEGAZ23	-	-	-	-	-	39.97	-0.64	-	263
MINTZ23	27.6	27.88	27.6	27.88	27.74	27.88	0.68	2	2,200
MTCZ23	43.95	44.16	43.95	44.00	44.03	44.00	-0.15	11	1,615
MZ23	-	-	-	-	-	39.98	-0.49	-	353
ORIZ23	-	-	-	-	-	8.67	-0.18	-	1,647
ORZ23	20.17	20.34	20.17	20.34	20.26	20.34	-0.01	6	2,172
OSPZ23X	22.71	22.91	22.53	22.91	22.62	22.91	-0.05	21	2,957
PLANBZ23	8.59	8.59	8.59	8.59	8.59	8.59	0.26	1	9,243
PRMZ23	-	-	-	-	-	5.09	-0.15	-	3,145
PSHZ23	-	-	-	-	-	11.96	-0.1	-	601
PSLZ23	8.71	8.71	8.45	8.51	8.54	8.51	-0.44	98	2,237
PTGZ23	8.9	9.02	8.9	9.01	8.98	9.02	0.17	107	13,509
PTTEPZ23	140.45	141.79	137.55	139.52	139.27	139.57	-3.23	637	2,053
PTTGCZ23	39	39.12	38.71	39.11	38.92	39.09	-0.52	65	3,699
PTTZ23	35.45	35.45	35	35.21	35.27	35.21	-0.26	127	1,768
QHZZ23	-	-	-	-	-	2.18	-0.04	-	6,465
RATCHZ23	-	-	-	-	-	31.20	-0.71	2	1,698
RSZ23X	-	-	-	-	-	13.92	0.16	-	632
SAMARTZ23	4.15	4.15	4.13	4.13	4.14	4.13	-0.14	8	6,803
SAWADZ23	44	44.00	42.75	42.75	43.37	42.85	-1.15	22	7,059
SCBZ23	99.6	100.75	99.6	99.88	100.06	99.88	-0.13	27	3,699
SCCZ23	293.05	296.05	293.05	296.05	294.31	296.05	3	133	4,635
SCGPZ23	38.69	38.69	38.44	38.50	38.47	38.50	-0.45	67	2,397
SGPZ23	8.37	8.37	8.37	8.37	8.37	8.37	-0.1	1	1,273
SIRIZ23	1.7	1.70	1.69	1.70	1.70	1.70	-	90	15,545
SPALIZ23	18.09	18.19	18.09	18.19	18.14	18.19	0.55	102	424
SPCGZ23	-	-	-	-	-	12.37	-0.1	-	-
SPRCZ23	7.72	7.72	7.72	7.72	7.72	7.78	-0.27	15	4,094
STAZ23	-	-	-	-	-	15.01	-0.21	-	443
STECZ23	8.95	8.95	8.78	8.79	8.88	8.83	-0.08	203	5,683
STGTZ23	-	-	-	-	-	6.27	-0.23	-	2,060
STPIZ23	3.23	3.23	3.23	3.23	3.23	3.23	0.19	2	7,663
SUPERZ23	0.45	0.45	0.45	0.45	0.45	0.45	-	2	26,521
SZ23	0.99	1.01	0.99	1.01	1.00	0.95	0.03	21	2,453
TASCOZ23	16.6	16.70	16.5	16.50	16.56	16.50	0.19	12	787
TCAPZ23	-	-	-	-	-	48.39	0.3	-	710
THAIZ23	-	-	-	-	-	3.38	-	-	-
THANIZ23	-	-	-	-	-	2.65	-0.04	-	5,143
THCOMZ23	12.45	12.45	12.35	12.35	12.37	12.35	-0.2	7	950
THGZ23	-	-	-	-	-	61.78	-0.76	-	62
TISCOZ23	97.25	97.74	97.25	97.74	97.50	97.74	-0.76	22	163
TKNZ23	9.39	9.39	9.39	9.39	9.39	9.39	-0.21	50	2,418
TOAZ23	-	-	-	-	-	21.70	0.1	-	408
TOPZ23	50.63	50.63	49.86	50.35	50.22	50.35	-1.45	95	574
TPIPLZ23	-	-	-	-	-	1.37	-	-	3,694
TPIPPZ23	3.36	3.36	3.36	3.36	3.36	3.36	-	35	2,530
TQMZ23	-	-	-	-	-	28.47	-0.75	510	3,824

blssk	เปิด	สูงสุด	ต่ำสุด	ปิด	เฉลี่ย	ราคาที่ใช้ชำระ ราคา	เปลี่ยนแปลง	ปริมาณ (สัญญา)	สถานะคงค้าง (สัญญา)
TRUEEZ23X	-	-	-	-	-	5.31	-0.25	-	11
TRUEZ23	5.48	5.48	5.3	5.30	5.33	5.31	-0.2	59	7,426
TTAZ23	6.12	6.12	5.95	6.00	6.02	6.00	-0.2	82	657
TTBZ23	1.56	1.58	1.56	1.58	1.57	1.57	-0.01	119	14,759
TTCLZ23	-	-	-	-	-	3.68	-0.01	-	1,167
TTWZ23	-	-	-	-	-	8.93	-0.08	-	453
TUZ23	15.1	15.15	14.9	15.15	15.04	15.15	-0.2	108	4,836
TVOZ23	21.34	21.34	21.34	21.34	21.34	21.34	0.17	1	11
UNIQZ23	-	-	-	-	-	2.88	-0.02	-	2,731
VGIZ23	1.98	1.98	1.98	1.98	1.98	1.98	-0.02	5	8,746
VNGZ23	-	-	-	-	-	3.69	0.02	-	9,033
WHAUPZ23	-	-	-	-	-	3.96	-0.08	-	5
WHAZ23	5.16	5.24	5.13	5.22	5.21	5.18	-0.01	60	3,345
Total								24,419	745,315

Source : SET Smart

BUALUANG SECURITIES PUBLIC COMPANY LIMITED (BLS) is a subsidiary of BANGKOK BANK PUBLIC COMPANY LIMITED (BBL). This document is produced based upon sources believed to be reliable but their accuracy, completeness or correctness is not guaranteed. The statements or expressions of opinion herein were arrived at after due and careful consideration to use as information for investment. Expressions of opinion contained herein are subject to change without notice. This document is not, and should not be construed as, an offer or the solicitation of an offer to buy or sell any securities. The use of any information shall be at the sole discretion and risk of the user.

BUALUANG SECURITIES PUBLIC COMPANY LIMITED MAY BE IN RELATIONSHIP WITH THE SECURITIES IN THIS REPORT. "Opinions, projections and other information contained in this report are based upon sources believed to be accurate including the draft prospectus, but no responsibility is accepted for any loss occasioned by reliance placed upon the contents hereof. Bualuang Securities Public Company Limited may from time to time perform investment, advisory or other services for companies mentioned in this report, as well as dealing (as principal or otherwise) in, or otherwise being interested in, any securities mentioned herein, This report does not constitute a solicitation to buy or sell any securities". Investors should carefully read details in the prospectus before making investment decision.






BUALUANG SECURITIES PUBLIC COMPANY LIMITED MAY ACT AS MARKET MAKER AND ISSUER OF DWs, AND ISSUER OF STRUCTURED NOTES ON THESE SECURITIES. The company may prepare the research reports on those underlying securities. Investors should carefully read the details of the derivative warrants and structured notes in the prospectus before making investment decisions.

ADVANC	AMATA	AOT	BDMS	BH	CBG	CENTEL	CPALL	GLOBAL	GPSC	IRPC	KBANK	KCE	KTC	MINT
PTG	PTT	PTTEP	PTTGC	SCB	SPRC	TOP	WHA	STA	BGRIM	GULF	MTC	AWC	CRC	CPF
CPN	HANA	HMPRO	I/L	OSP	SAWAD	BANPU	BCH	BTS	SCC	TU	INTUCH	VGI	SCGP	COM7
DOHOME	JMT	CHG	TTB	BAM	BCP	KTB	KKP	OR	BEM	GUNKUL	EA	RBF	STGT	JMART
BEC	RCL	TIDLOR	FORTH	DELTA	SABUY	CKP	TRUE	PSL	SIRI	CK	ERW	MEGA	SNNP	TLI
STEC	EGCO	BCPG	AAV	BLA	RATCH	AURA	BTG	TASCO	BSRC					

BUALUANG SECURITIES PUBLIC COMPANY LIMITED IS OR MAY BE AN UNDERWRITER/CO-UNDERWRITER/JOINT LEAD IN RESPECT OF THE INITIAL PUBLIC OFFERING (IPO) OF SECURITIES.

Financial Advisor	Lead underwriter/ Underwriter/ Co-underwriter
	ANI, SCGD

CG Rating

Score Range	Score Range	Description
90 – 100		Excellent
80 – 89		Very Good
70 – 79		Good
60 – 69		Satisfactory
50 – 00359		Pass
Less than 50	No logo given	-

Thailand's Private Sector Collective Action Coalition Against Corruption programme (Thai CAC) under Thai Institute of Directors

- companies that have **declared** their intention to join CAC, and
- companies **certified** by CAC.

CORPORATE GOVERNANCE REPORT DISCLAIMER

This research report was prepared by Bualuang Securities Public Company Limited and refers to research prepared by Morgan Stanley. Morgan Stanley does not warrant or guarantee the accuracy or completeness of its research reports. Morgan Stanley reserves copyright and other proprietary rights in the material reproduced in this report. Morgan Stanley is under no obligation to inform Bualuang Securities or you if the views or information referred to or reproduced in this research report change.

Corporate Governance Report disclaimer

The disclosure of the survey result of the Thai Institute of Directors Association (IOD) regarding corporate governance is made pursuant to the policy of the Office of the Securities and Exchange Commission. The IOD survey is based on the information of a company listed on the Stock Exchange of Thailand and the Market for Alternative Investment disclosed to the public and able to be accessed by a general public investor. The result, therefore, is from the perspective of a third party. It is not an evaluation of operation and is not based on inside information.

The survey result is as of the date appearing in the Corporate Governance Report of Thai Listed Companies. As a result, the survey result may be changed after that date. Bualuang Securities Public Company Limited neither confirms nor certifies the accuracy of such survey results.

“Disclaimer: The disclosure of the Anti-Corruption Progress Indicators of a listed company on the Stock Exchange of Thailand, which is assessed by the relevant institution as disclosed by the Office of the Securities and Exchange Commission, is made in order to comply with the policy and sustainable development plan for the listed companies. The relevant institution made this assessment based on the information received from the listed company, as stipulated in the form for the assessment of Anti-corruption which refers to the Annual Registration Statement (Form 56-1), Annual Report (Form 56-2), or other relevant documents or reports of such listed company. The assessment result is therefore made from the perspective of a third party. It is not an assessment of operation and is not based on any inside information. Since this assessment is only the assessment result as of the date appearing in the assessment result, it may be changed after that date or when there is any change to the relevant information. Nevertheless, Bualuang Securities Public Company Limited neither confirms, verifies, nor certifies the accuracy and completeness of the assessment result.”

BUALUANG RESEARCH – RECOMMENDATION FRAMEWORK

STOCK RECOMMENDATIONS

BUY: Expected positive total returns of 15% or more over the next 12 months.

HOLD: Expected total returns of between -15% and +15% over the next 12 months.

SELL: Expected negative total returns of 15% or more over the next 12 months.

TRADING BUY: Expected positive total returns of 15% or more over the next 3 months.

SECTOR RECOMMENDATIONS

OVERWEIGHT: The industry, as defined by the analyst's coverage universe, is expected to outperform the relevant primary market index over the next 12 months.

NEUTRAL: The industry, as defined by the analyst's coverage universe, is expected to perform in line with the relevant primary market index over the next 12 months.

UNDERWEIGHT: The industry, as defined by the analyst's coverage universe, is expected to underperform the relevant primary market index over the next 12 months.

IMPORTANT DISCLOSURES FOR U.S. PERSONS

This research report was prepared by Bualuang Securities Public Company Limited (“BLS”). BLS is not a registered broker-dealer in the United States and, therefore, is not subject to U.S. rules regarding the preparation of research reports and the independence of research analysts. This research report is provided for distribution to “major U.S. institutional investors” in reliance on the exemption from registration provided by Rule 15a-6 of the U.S. Securities Exchange Act of 1934, as amended (the “Exchange Act”).

Under no circumstances should any recipient of this research report effect any transaction to buy or sell securities or related financial instruments through BLS. Rosenblatt Securities Inc. accepts responsibility for the contents of this research report, subject to the terms set out below, to the extent that it is delivered to a U.S. person other than a major U.S. institutional investor.

The analyst whose name appears in this research report is not registered or qualified as a research analyst with the Financial Industry Regulatory Authority (“FINRA”) and may not be an associated person of Rosenblatt Securities Inc. and, therefore, may not be subject to applicable restrictions under FINRA Rules on communications with a subject company, public appearances and trading securities held by a research analyst account.

Additional Disclosures

This research report is for distribution only under such circumstances as may be permitted by applicable law. This research report has no regard to the specific investment objectives, financial situation or particular needs of any specific recipient, even if sent only to a single recipient. This research report is not guaranteed to be a complete statement or summary of any securities, markets, reports or developments referred to in this research report. Neither BLS nor any of its directors, officers, employees or agents shall have any liability, however arising, for any error, inaccuracy or incompleteness of fact or opinion in this research report or lack of care in this research report’s preparation or publication, or any losses or damages which may arise from the use of this research report.

BLS may rely on information barriers, such as “Chinese Walls” to control the flow of information within the areas, units, divisions, groups, or affiliates of BLS.

Investing in any non-U.S. securities or related financial instruments (including ADRs) discussed in this research report may present certain risks. The securities of non-U.S. issuers may not be registered with, or be subject to the regulations of, the U.S. Securities and Exchange Commission. Information on such non-U.S. securities or related financial instruments may be limited. Foreign companies may not be subject to audit and reporting standards and regulatory requirements comparable to those in effect within the United States.

The value of any investment or income from any securities or related financial instruments discussed in this research report denominated in a currency other than U.S. dollars is subject to exchange rate fluctuations that may have a positive or adverse effect on the value of or income from such securities or related financial instruments.

Past performance is not necessarily a guide to future performance and no representation or warranty, express or implied, is made by BLS with respect to future performance. Income from investments may fluctuate. The price or value of the investments to which this research report relates, either directly or indirectly, may fall or rise against the interest of investors. Any recommendation or opinion contained in this research report may become outdated as a consequence of changes in the environment in which the issuer of the securities under analysis operates, in addition to changes in the estimates and forecasts, assumptions and valuation methodology used herein.

No part of the content of this research report may be copied, forwarded or duplicated in any form or by any means without the prior consent of BLS and BLS accepts no liability whatsoever for the actions of third parties in this respect.