

# TFEX Daily

10 สิงหาคม 2566

## SET50

หลุดโซนรับแล้วดึงกลับ! น่าซื้อหรือขาย!

### Gold spot

“ลูนฟิ้นตัวเมื่อเข้าใกล้เส้น EMA 200”

SET50: รับ 935-940 ต้าน 955

GFQ23: รับ 31,500 ต้าน 32,500

มุมมองทางเทคนิค โดย คุณชนรัตน์ อิศรกุล

นักวิเคราะห์การลงทุนปัจจัยพื้นฐานด้านหลักทรัพย์และปัจจัยทางเทคนิค

Thanarut@bualuang.co.th

Tel. (662) 618-1334

### “ดัชนีหลุดโซนรับ.....แล้วดึงกลับ”

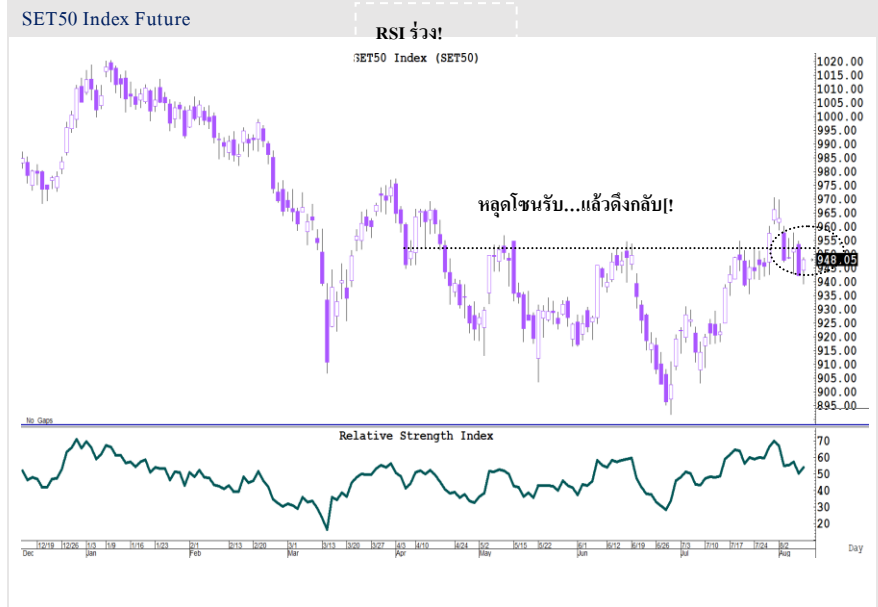
## SET50

สถานะ “ซื้อ”และตั้งขึ้นทอยเปิด!

มุมมอง: ดัชนีหลุดโซนรับแล้วดึงกลับทันที! แต่ยังปิดต่ำกว่าโซนต้าน (แนวรับเดิมเปลี่ยนเป็นต้าน)ขณะที่ RSI ระบายขึ้นเล็กน้อย...สรุปโครงสร้างดัชนียังคงมีความเสี่ยงการปรับฐาน

แผนแก้มรส...สถานะซื้อและทอยเปิดสถานะบริเวณโซนต้านที่ 950-955 จุดเพื่อป้องกันความเสี่ยง ภายหลังกดดัชนีหลุดโซนรับสำคัญ ในทางตรงกันข้ามสถานะขาย และทอยเปิดหากดัชนีขึ้นสู่โซนต้าน

Note: เงื่อนไขคิดทางกรณีขาดทุนมากกว่า 10% ของพอร์ตและปิดสถานะ



### “เข้าใกล้เส้น EMA 200 & ภาวะ oversold”

## Gold spot

จับสัญญาณเทรค...ทองคำ

มุมมอง: ราคาทองคำปรับฐานล่าสุดขยับลงเข้าใกล้เส้น EMA 200 วัน ขณะที่ RSI เข้าใกล้เขตแดน oversold เช่นกัน

แผนแก้มรส สถานะซื้อและถือรอ ลูนฟิ้นตัวกลับบริเวณโซนรับ \$1,920 (EMA 200 วัน) ในทางตรงข้ามสถานะ Short รอสัญญาณหลุดโซนรับ และรอยังไม่รับ

Note: กรณีผลตอบแทนติดลบมากกว่า 10% ของพอร์ต และปิดสถานะหรือปรับตัวลงต่ำกว่า low \$1,900/ออนซ์ และปิดความเสี่ยง (trailing stop)



## วิกิจ ธรวรรณรัตน์

นักวิเคราะห์การลงทุนปัจจัยพื้นฐานด้านตลาดทุน/ปัจจัยทางเทคนิค

Wikij.tir@bualuang.co.th Tel. (662) 618-1336

| หลักทรัพย์   | เปิด   | สูงสุด | ต่ำสุด | ปิด    | เฉลี่ย | ราคาที่ใช้ชำระ<br>ราคา | เปลี่ยนแปลง | ปริมาณ<br>(สัญญา) | สถานะคงค้าง<br>(สัญญา) |
|--------------|--------|--------|--------|--------|--------|------------------------|-------------|-------------------|------------------------|
| SET50        | 944.12 | 948.8  | 939.1  | 948.05 | 945.02 | N/A                    | 5.94        | N/A               | N/A                    |
| S50Q23       | 940.00 | 942.40 | 940    | 942.40 | 940.80 | 942.40                 | 1.4         | 3                 | 46                     |
| S50U23       | 936.8  | 943.90 | 936.5  | 943.40 | 940.60 | 943.50                 | 5.4         | 217,045           | 515,695                |
| S50V23       | -      | -      | -      | -      | -      | 941.60                 | -4.1        | -                 | 10                     |
| S50Z23       | 938    | 944.90 | 938    | 944.70 | 942.20 | 944.80                 | 5           | 20,010            | 84,346                 |
| S50H24       | 935    | 941.40 | 934.6  | 941.20 | 938.90 | 941.30                 | 5.5         | 3,913             | 15,696                 |
| S50M24       | 933    | 938.50 | 932.6  | 938.50 | 935.20 | 938.30                 | 4.6         | 2,994             | 8,378                  |
| <b>Total</b> |        |        |        |        |        |                        |             | <b>243,965</b>    | <b>624,171</b>         |

Source : SET Smart

#### Trading by Investor Type - SET50 Index Futures

##### 5 วันย้อนหลัง

| วันที่     | นักลงทุนต่างประเทศ<br>ปริมาณ |         |         | นักลงทุนสถาบัน<br>ปริมาณ |        |        | นักลงทุนภายในประเทศ<br>ปริมาณ |         |         | รวม     |             |
|------------|------------------------------|---------|---------|--------------------------|--------|--------|-------------------------------|---------|---------|---------|-------------|
|            | ซื้อ                         | ขาย     | สุทธิ   | ซื้อ                     | ขาย    | สุทธิ  | ซื้อ                          | ขาย     | สุทธิ   | ปริมาณ  | สถานะคงค้าง |
| 09/08/2023 | 104,121                      | 90,514  | 13,607  | 34,455                   | 36,732 | -2,277 | 105,389                       | 116,719 | -11,330 | 243,965 | 624,171     |
| 08/08/2023 | 85,096                       | 124,539 | -39,443 | 50,925                   | 43,882 | 7,043  | 165,762                       | 133,362 | 32,400  | 301,783 | 629,740     |
| 07/08/2023 | 97,510                       | 109,937 | -12,427 | 43,694                   | 43,472 | 222    | 159,860                       | 147,655 | 12,205  | 301,064 | 612,156     |
| 04/08/2023 | 128,452                      | 105,650 | 22,802  | 31,972                   | 33,224 | -1,252 | 93,155                        | 114,705 | -21,550 | 253,579 | 617,255     |
| 03/08/2023 | 98,765                       | 129,544 | -30,779 | 56,402                   | 43,715 | 12,687 | 155,107                       | 137,015 | 18,092  | 310,274 | 633,712     |

##### 4 เดือนย้อนหลัง

| วันที่     | นักลงทุนต่างประเทศ<br>ปริมาณ |           |         | นักลงทุนสถาบัน<br>ปริมาณ |         |        | นักลงทุนภายในประเทศ<br>ปริมาณ |           |          | รวม       |             |
|------------|------------------------------|-----------|---------|--------------------------|---------|--------|-------------------------------|-----------|----------|-----------|-------------|
|            | ซื้อ                         | ขาย       | สุทธิ   | ซื้อ                     | ขาย     | สุทธิ  | ซื้อ                          | ขาย       | สุทธิ    | ปริมาณ    | สถานะคงค้าง |
| ส.ค. 2023  | 615,499                      | 663,602   | -48,103 | 253,907                  | 234,668 | 19,239 | 793,466                       | 764,602   | 28,864   | 1,662,872 | 624,171     |
| ก.ค. 2023  | 1,864,461                    | 1,735,240 | 129,221 | 698,167                  | 708,065 | -9,898 | 2,216,335                     | 2,335,658 | -119,323 | 4,778,963 | 655,670     |
| มิ.ย. 2023 | 2,918,155                    | 2,910,668 | 7,487   | 924,165                  | 930,084 | -5,919 | 2,574,302                     | 2,575,870 | -1,568   | 6,416,622 | 678,895     |
| พ.ค. 2023  | 1,783,391                    | 1,798,312 | -14,921 | 810,468                  | 798,909 | 11,559 | 2,652,501                     | 2,649,139 | 3,362    | 5,246,360 | 671,089     |

##### 4 ไตรมาสย้อนหลัง

| วันที่  | นักลงทุนต่างประเทศ<br>ปริมาณ |           |          | นักลงทุนสถาบัน<br>ปริมาณ |           |         | นักลงทุนภายในประเทศ<br>ปริมาณ |           |         | รวม        |             |
|---------|------------------------------|-----------|----------|--------------------------|-----------|---------|-------------------------------|-----------|---------|------------|-------------|
|         | ซื้อ                         | ขาย       | สุทธิ    | ซื้อ                     | ขาย       | สุทธิ   | ซื้อ                          | ขาย       | สุทธิ   | ปริมาณ     | สถานะคงค้าง |
| Q3/2023 | 2,479,960                    | 2,398,842 | 81,118   | 952,074                  | 942,733   | 9,341   | 3,009,801                     | 3,100,260 | -90,459 | 6,441,835  | 624,171     |
| Q2/2023 | 6,049,238                    | 6,134,886 | -85,648  | 2,352,097                | 2,346,418 | 5,679   | 6,843,677                     | 6,763,708 | 79,969  | 15,245,012 | 678,895     |
| Q1/2023 | 5,866,721                    | 5,973,951 | -107,230 | 2,457,702                | 2,420,101 | 37,601  | 6,689,756                     | 6,620,127 | 69,629  | 15,014,179 | 435,301     |
| Q4/2022 | 5,773,579                    | 5,666,820 | 106,759  | 2,433,982                | 2,462,801 | -28,819 | 5,991,792                     | 6,069,732 | -77,940 | 14,199,353 | 563,223     |

#### Metal Futures

| หลักทรัพย์ | เปิด      | สูงสุด    | ต่ำสุด    | ปิด       | เฉลี่ย    | ราคาที่ใช้ชำระ<br>ราคา | เปลี่ยนแปลง | ปริมาณ<br>(สัญญา) | สถานะคงค้าง<br>(สัญญา) |
|------------|-----------|-----------|-----------|-----------|-----------|------------------------|-------------|-------------------|------------------------|
| GF10Q23    | 32,170    | 32,210    | 32,060    | 32,100    | 32,139    | 32,090.00              | -110        | 1668              | 5,152                  |
| GFQ23      | 32,170    | 32,200    | 32,060    | 32,080    | 32,112    | 32,080.00              | -120        | 33                | 179                    |
| GOU23      | 1,948     | 1,949     | 1,941     | 1,945     | 1,945     | 1,944.30               | -7.3        | 23735             | 33,422                 |
| SVFU23     | 23        | 23        | 23        | 23        | 23        | 23.06                  | -0.44       | 133               | 1,303                  |
| GF10V23    | 32,270    | 32,310    | 32,180    | 32,190    | 32,230    | 32,200.00              | -100        | 718               | 4,034                  |
| GFV23      | 32,250.00 | 32,250.00 | 32,180.00 | 32,180.00 | 32,197.00 | 32,180.00              | -120        | 46                | 131                    |
| GF10Z23    | 32,350    | 32,380    | 32,260    | 32,260    | 32,331    | 32,260.00              | -120        | 334               | 1,075                  |
| GFZ23      | 32,310    | 32,320    | 32,250    | 32,250    | 32,282    | 32,250.00              | -150        | 9                 | 38                     |
| GOZ23      | 1,980     | 1,981     | 1,973     | 1,976     | 1,977     | 1,975.70               | -7.4        | 5965              | 14,818                 |
| SVFZ23     | 23.60     | 23.65     | 23.42     | 23.54     | 23.55     | 23.54                  | -0.09       | 14                | 347                    |

Source : SET Smart

## Single Stock Futures

| blssk      | เปิด   | สูงสุด | ต่ำสุด | ปิด    | เฉลี่ย | ราคาที่ใช้ชำระ<br>ราคา | เปลี่ยนแปลง | ปริมาณ<br>(สัญญา) | สถานะคงค้าง<br>(สัญญา) |
|------------|--------|--------|--------|--------|--------|------------------------|-------------|-------------------|------------------------|
| AAVU23     | 2.67   | 2.67   | 2.61   | 2.61   | 2.66   | 2.62                   | -0.06       | 3,039             | 54,680                 |
| ADVANCU23  | 219.8  | 219.80 | 216.16 | 219.69 | 217.44 | 219.69                 | 1.51        | 399               | 2,579                  |
| AEONTSU23  | 152.84 | 155.50 | 152.5  | 155.50 | 154.13 | 155.50                 | 3.29        | 5                 | 194                    |
| AMATAU23   | 22.3   | 22.50  | 22.3   | 22.50  | 22.37  | 22.50                  | -0.19       | 330               | 1,075                  |
| AOTU23     | 69.52  | 70.33  | 69.52  | 70.16  | 70.17  | 70.16                  | -0.05       | 524               | 3,792                  |
| APU23      | 11.95  | 11.95  | 11.95  | 11.95  | 11.95  | 11.95                  | -           | 5                 | 548                    |
| AWCU23     | 4.24   | 4.30   | 4.23   | 4.30   | 4.29   | 4.30                   | 0.05        | 22                | 9,995                  |
| BAMU23     | 10.35  | 10.42  | 10.35  | 10.42  | 10.39  | 10.42                  | -0.11       | 705               | 9,543                  |
| BANPUU23   | 8.95   | 9.12   | 8.95   | 9.12   | 9.07   | 9.12                   | 0.11        | 1,094             | 58,528                 |
| BAU23      | -      | -      | -      | -      | -      | 15.25                  | 0.1         | 100               | 1,646                  |
| BAYU23     | 31.81  | 31.81  | 31.8   | 31.80  | 31.80  | 31.80                  | 0.05        | 2                 | 625                    |
| BBLU23     | 169    | 171.64 | 169    | 171.49 | 171.08 | 171.49                 | 2.49        | 105               | 1,745                  |
| BCHU23     | 17.9   | 17.90  | 17.9   | 17.90  | 17.90  | 17.90                  | 0.38        | 301               | 3,769                  |
| BCPGU23    | 9.51   | 9.79   | 9.5    | 9.79   | 9.55   | 9.79                   | 0.33        | 220               | 42,015                 |
| BCPU23     | 38.62  | 39.15  | 38.13  | 38.13  | 38.81  | 38.25                  | -0.37       | 117               | 1,387                  |
| BDMSU23    | 28     | 28.00  | 27.6   | 27.60  | 27.87  | 27.75                  | -           | 6                 | 905                    |
| BEAUTYU23  | 0.5    | 0.51   | 0.5    | 0.51   | 0.51   | 0.51                   | -           | 14                | 7,270                  |
| BECU23     | 7.9    | 7.90   | 7.9    | 7.90   | 7.90   | 7.90                   | -0.06       | 5                 | 19,934                 |
| BEMU23     | 8.82   | 8.82   | 8.75   | 8.82   | 8.77   | 8.82                   | 0.04        | 508               | 6,208                  |
| BGRIMU23   | 37.49  | 37.72  | 37.49  | 37.71  | 37.62  | 37.71                  | 0.36        | 119               | 2,336                  |
| BHU23      | 225.12 | 227.99 | 222.98 | 224.01 | 225.32 | 225.00                 | -0.7        | 467               | 1,145                  |
| BJCU23     | 34.49  | 34.50  | 34.49  | 34.50  | 34.49  | 34.50                  | 0.5         | 202               | 1,473                  |
| BLANDU23   | 0.81   | 0.81   | 0.8    | 0.81   | 0.81   | 0.81                   | -           | 2,055             | 163,521                |
| BLAU23     | 23.88  | 23.88  | 23.88  | 23.88  | 23.88  | 23.88                  | 0.13        | 104               | 4,048                  |
| BPPU23     | -      | -      | -      | -      | -      | 14.35                  | -           | -                 | 1,728                  |
| BTSU23     | 7.31   | 7.37   | 7.31   | 7.33   | 7.34   | 7.33                   | 0.07        | 508               | 6,945                  |
| CBGU23     | 70.5   | 72.40  | 70.5   | 72.20  | 71.14  | 72.19                  | 0.89        | 100               | 2,528                  |
| CENTELU23  | 46.5   | 47.08  | 46.5   | 47.08  | 46.86  | 47.08                  | 0.78        | 116               | 929                    |
| CHGU23     | 2.8    | 2.81   | 2.79   | 2.81   | 2.80   | 2.81                   | 0.03        | 53                | 11,937                 |
| CKPU23     | 3.3    | 3.35   | 3.3    | 3.35   | 3.30   | 3.35                   | -0.04       | 11                | 6,930                  |
| CKU23      | 21.5   | 21.75  | 21.5   | 21.75  | 21.58  | 21.75                  | 0.23        | 13                | 941                    |
| COM7U23    | 27.01  | 28.14  | 27.01  | 28.10  | 27.72  | 28.10                  | 1.1         | 791               | 7,527                  |
| CPALLU23   | 59.26  | 59.75  | 58.75  | 59.75  | 59.16  | 59.75                  | 0.17        | 1,778             | 14,939                 |
| CPFU23     | 19.21  | 19.33  | 19.11  | 19.27  | 19.20  | 19.27                  | -           | 1,056             | 21,351                 |
| CPNU23     | 65.99  | 65.99  | 65.5   | 65.50  | 65.75  | 65.50                  | -0.5        | 182               | 995                    |
| CRCU23     | 38     | 38.75  | 38     | 38.75  | 38.38  | 38.75                  | 0.65        | 202               | 1,609                  |
| DELTAU23X  | 112.01 | 113.85 | 106    | 107.90 | 108.99 | 107.90                 | -4.5        | 189               | 1,017                  |
| DTACU23X   | -      | -      | -      | -      | -      | 6.82                   | 0.15        | -                 | 5                      |
| EASTWU23   | -      | -      | -      | -      | -      | 4.54                   | -           | -                 | 665                    |
| EAU23      | 57.37  | 57.95  | 57.25  | 57.95  | 57.65  | 58.01                  | 0.51        | 348               | 15,998                 |
| EGCOU23    | 128.01 | 129.21 | 128.01 | 129.21 | 128.53 | 129.21                 | -0.29       | 44                | 1,071                  |
| EPGU23     | 6.28   | 6.28   | 6.28   | 6.28   | 6.28   | 6.28                   | -           | 24                | 1,321                  |
| ERWU23     | 4.7    | 4.74   | 4.7    | 4.74   | 4.72   | 4.74                   | 0.08        | 18                | 1,147                  |
| ESSOU23    | -      | -      | -      | -      | -      | 9.22                   | -0.08       | -                 | 10,583                 |
| GFPTU23    | -      | -      | -      | -      | -      | 12.01                  | -0.1        | 200               | 566                    |
| GLOBALU23X | 16.2   | 16.20  | 16.2   | 16.20  | 16.20  | 16.52                  | 0.2         | 1                 | 1,144                  |
| GPSCU23    | 54.2   | 54.50  | 54     | 54.00  | 54.18  | 54.19                  | -           | 507               | 4,247                  |
| GULFU23    | 48.41  | 49.43  | 48.25  | 49.08  | 48.76  | 49.08                  | 0.48        | 721               | 11,276                 |
| GUNKULU23  | 3.3    | 3.33   | 3.3    | 3.30   | 3.31   | 3.30                   | -0.03       | 60                | 124,610                |
| HANAU23    | 49.7   | 50.64  | 47.8   | 49.39  | 49.20  | 49.39                  | 0.57        | 856               | 1,325                  |
| HMPROU23   | 13.3   | 13.50  | 13.23  | 13.50  | 13.37  | 13.50                  | 0.2         | 543               | 3,634                  |
| ICHIU23    | 14.5   | 14.70  | 14.5   | 14.70  | 14.56  | 14.69                  | -           | 17                | 6,513                  |
| INTUCHU23X | 73.85  | 73.85  | 73.85  | 73.85  | 73.85  | 73.85                  | -0.98       | 1                 | 282                    |
| IRPCU23    | 2.35   | 2.44   | 2.35   | 2.42   | 2.38   | 2.42                   | 0.05        | 1,663             | 18,816                 |
| ITDU23     | 1.37   | 1.37   | 1.37   | 1.37   | 1.37   | 1.38                   | 0.02        | 1                 | 8,454                  |
| IVLU23     | 33.01  | 33.45  | 33.01  | 33.45  | 33.14  | 33.45                  | 0.35        | 147               | 7,273                  |
| JASU23     | 1.65   | 1.69   | 1.65   | 1.69   | 1.68   | 1.69                   | 0.05        | 22                | 57,761                 |

| blssk     | เปิด   | สูงสุด | ต่ำสุด | ปิด    | เฉลี่ย | ราคาที่ใช้ชำระ<br>ราคา | เปลี่ยนแปลง | ปริมาณ<br>(สัญญา) | สถานะคงค้าง<br>(สัญญา) |
|-----------|--------|--------|--------|--------|--------|------------------------|-------------|-------------------|------------------------|
| JMTU23    | 36.2   | 38.61  | 36.2   | 38.40  | 37.59  | 38.40                  | 2.1         | 423               | 2,616                  |
| KBANKU23  | 123.56 | 126.80 | 123.56 | 126.80 | 125.54 | 126.80                 | 3.01        | 1,762             | 7,299                  |
| KCEU23    | 43     | 45.23  | 41.77  | 45.09  | 43.72  | 45.09                  | 3.19        | 4,285             | 3,294                  |
| KEXU23    | 8.39   | 8.44   | 7.85   | 8.00   | 8.22   | 8.00                   | -0.63       | 666               | 3,474                  |
| KKPU23    | 54.55  | 54.60  | 54.55  | 54.57  | 54.58  | 54.57                  | 0.72        | 206               | 3,178                  |
| KTBU23    | 20.05  | 20.18  | 20.04  | 20.15  | 20.11  | 20.15                  | 0.2         | 1,074             | 18,723                 |
| KTCU23    | 46.69  | 47.40  | 46.69  | 47.40  | 47.19  | 47.40                  | 1.21        | 73                | 55,608                 |
| LHU23     | 8.19   | 8.20   | 8.15   | 8.15   | 8.18   | 8.15                   | -0.01       | 41                | 9,732                  |
| LPNU23    | -      | -      | -      | -      | -      | 4.18                   | 0.12        | -                 | 143                    |
| MAJORU23  | -      | -      | -      | -      | -      | 15.21                  | -           | -                 | 3,734                  |
| MBKU23    | -      | -      | -      | -      | -      | 15.94                  | 0.3         | 200               | 1,153                  |
| MEGAU23   | -      | -      | -      | -      | -      | 38.90                  | 0.69        | 100               | 769                    |
| MINTU23   | 32.06  | 32.37  | 32.06  | 32.37  | 32.11  | 32.37                  | 0.81        | 350               | 3,101                  |
| MTCU23    | 35.1   | 37.84  | 35.1   | 37.60  | 36.21  | 37.60                  | 3.2         | 3,703             | 5,162                  |
| MU23      | 44.96  | 44.96  | 44.96  | 44.96  | 44.96  | 44.96                  | 0.01        | 21                | 331                    |
| ORIU23    | 10.09  | 10.09  | 10.09  | 10.09  | 10.09  | 10.09                  | 0.1         | 501               | 3,873                  |
| ORU23     | 20.85  | 20.85  | 20.85  | 20.85  | 20.85  | 20.85                  | 0.26        | 103               | 3,449                  |
| OSPU23X   | 28.19  | 28.19  | 28.19  | 28.19  | 28.19  | 28.71                  | 0.5         | 3                 | 994                    |
| PLANBU23  | 8.62   | 8.74   | 8.62   | 8.74   | 8.68   | 8.74                   | 0.22        | 560               | 4,097                  |
| PRMU23    | 6.27   | 6.27   | 6.27   | 6.27   | 6.27   | 6.27                   | 0.15        | 15                | 1,546                  |
| PSHU23    | -      | -      | -      | -      | -      | 13.01                  | 0.36        | -                 | 208                    |
| PSLU23    | 8.3    | 8.47   | 8.28   | 8.47   | 8.42   | 8.47                   | 0.02        | 113               | 2,940                  |
| PTGU23    | 10.2   | 10.20  | 10.2   | 10.20  | 10.20  | 10.20                  | 0.08        | 905               | 12,882                 |
| PTTEPU23  | 157.5  | 158.20 | 157.5  | 157.81 | 158.02 | 157.85                 | 1.65        | 260               | 1,647                  |
| PTTGCU23  | 38.8   | 39.60  | 38.8   | 39.57  | 39.27  | 39.57                  | 1.22        | 753               | 4,842                  |
| PTTU23    | 33.65  | 34.15  | 33.65  | 34.10  | 34.01  | 34.10                  | 0.13        | 3,083             | 11,337                 |
| QHU23     | 2.32   | 2.32   | 2.3    | 2.31   | 2.31   | 2.31                   | 0.06        | 5                 | 1,328                  |
| RATCHU23  | -      | -      | -      | -      | -      | 35.64                  | 0.25        | -                 | 1,126                  |
| RSU23X    | 14.45  | 14.64  | 14.45  | 14.64  | 14.54  | 14.50                  | -0.14       | 2                 | 16,700                 |
| SAMARTU23 | -      | -      | -      | -      | -      | 5.82                   | -0.07       | -                 | 5,926                  |
| SAWADU23  | 45.7   | 48.10  | 45.7   | 48.10  | 46.94  | 48.10                  | 2.11        | 1,582             | 11,921                 |
| SCBU23    | 111.25 | 112.00 | 111.25 | 112.00 | 111.60 | 112.00                 | 0.8         | 1,852             | 5,505                  |
| SCCU23    | 317.13 | 317.13 | 317.13 | 317.13 | 317.13 | 317.13                 | -0.87       | 62                | 1,331                  |
| SCGPU23   | 39.5   | 39.50  | 39     | 39.00  | 39.23  | 39.02                  | -0.48       | 230               | 5,402                  |
| SGPU23    | 8.17   | 8.17   | 8.17   | 8.17   | 8.17   | 8.17                   | -0.1        | 50                | 207                    |
| SIRIU23   | 1.77   | 1.77   | 1.74   | 1.76   | 1.75   | 1.77                   | 0.01        | 5,417             | 42,296                 |
| SPALIU23  | 20.68  | 20.68  | 20.68  | 20.68  | 20.68  | 20.68                  | 0.34        | 101               | 1,284                  |
| SPCGU23   | -      | -      | -      | -      | -      | 12.62                  | 0.1         | -                 | 12                     |
| SPRCU23   | 8.84   | 9.23   | 8.81   | 9.22   | 9.08   | 9.22                   | 0.54        | 5,566             | 2,184                  |
| STAU23    | 14.55  | 14.55  | 14.55  | 14.55  | 14.55  | 14.55                  | -0.53       | 1                 | 1,549                  |
| STECU23   | 10.8   | 10.94  | 10.75  | 10.93  | 10.81  | 10.93                  | 0.06        | 762               | 9,305                  |
| STGTU23   | -      | -      | -      | -      | -      | 6.87                   | 0.1         | -                 | 2,567                  |
| STPIU23   | 3.94   | 3.94   | 3.9    | 3.90   | 3.93   | 3.90                   | -0.12       | 8                 | 20,058                 |
| SU23      | -      | -      | -      | -      | -      | 1.21                   | 0.01        | 500               | 5,269                  |
| SUPERU23  | 0.52   | 0.52   | 0.52   | 0.52   | 0.52   | 0.52                   | 0.01        | 1                 | 32,712                 |
| TASCOU23  | 17.57  | 17.60  | 17.57  | 17.60  | 17.58  | 17.60                  | -           | 100               | 286                    |
| TCAPU23   | 50.31  | 50.50  | 50.31  | 50.50  | 50.41  | 51.21                  | 1.99        | 202               | 222                    |
| THAIU23   | -      | -      | -      | -      | -      | 3.40                   | -           | -                 | -                      |
| THANIU23  | 3.14   | 3.14   | 3.14   | 3.14   | 3.14   | 3.11                   | 0.02        | 10                | 6,076                  |
| THCOMU23  | 12.96  | 13.30  | 12.62  | 13.30  | 13.10  | 13.30                  | 0.34        | 946               | 9,706                  |
| THGU23    | -      | -      | -      | -      | -      | 66.58                  | 0.25        | -                 | 281                    |
| TISCOU23  | -      | -      | -      | -      | -      | 98.74                  | 0.51        | -                 | 26                     |
| TKNU23    | 11.65  | 11.90  | 11.55  | 11.90  | 11.67  | 11.90                  | 0.2         | 17                | 16,376                 |
| TOAU23    | -      | -      | -      | -      | -      | 26.01                  | -0.25       | -                 | 336                    |
| TOPU23    | 50.5   | 51.20  | 50.15  | 50.77  | 50.80  | 50.77                  | 0.67        | 1,130             | 2,858                  |
| TPIPLU23  | -      | -      | -      | -      | -      | 1.44                   | -           | -                 | 1,584                  |
| TPIPPU23  | -      | -      | -      | -      | -      | 3.32                   | -           | -                 | 1,238                  |
| TQMU23    | -      | -      | -      | -      | -      | 26.66                  | 0.49        | -                 | 4,688                  |

| blssk        | เปิด  | สูงสุด | ต่ำสุด | ปิด   | เฉลี่ย | ราคาที่ใช้ชำระ<br>ราคา | เปลี่ยนแปลง | ปริมาณ<br>(สัญญา) | สถานะคงค้าง<br>(สัญญา) |
|--------------|-------|--------|--------|-------|--------|------------------------|-------------|-------------------|------------------------|
| TRUEEU23X    | -     | -      | -      | -     | -      | 6.82                   | 0.15        | -                 | 55                     |
| TRUEU23      | 6.6   | 6.72   | 6.6    | 6.72  | 6.70   | 6.72                   | 0.1         | 8,056             | 22,462                 |
| TTAU23       | 5.83  | 5.83   | 5.83   | 5.83  | 5.83   | 5.83                   | 0.04        | 2                 | 2,526                  |
| TTBU23       | 1.67  | 1.68   | 1.65   | 1.68  | 1.68   | 1.68                   | 0.02        | 9,943             | 22,348                 |
| TTCLU23      | -     | -      | -      | -     | -      | 4.23                   | -0.04       | -                 | 3,331                  |
| TTWU23       | -     | -      | -      | -     | -      | 8.44                   | -0.05       | -                 | 652                    |
| TUU23        | 13.09 | 13.39  | 13.01  | 13.39 | 13.20  | 13.39                  | 0.2         | 736               | 13,000                 |
| TVOU23       | -     | -      | -      | -     | -      | 25.18                  | 0.25        | -                 | 114                    |
| UNIU23       | -     | -      | -      | -     | -      | 2.75                   | -0.02       | -                 | 3,031                  |
| VGIU23       | 2.77  | 2.77   | 2.66   | 2.74  | 2.68   | 2.74                   | -0.03       | 22                | 4,840                  |
| VNGU23       | -     | -      | -      | -     | -      | 4.23                   | -           | -                 | 7,094                  |
| WHAU23       | 4.82  | 4.85   | 4.75   | 4.85  | 4.82   | 4.85                   | -0.02       | 5,211             | 10,789                 |
| <b>Total</b> |       |        |        |       |        |                        |             | <b>83,834</b>     | <b>1,229,261</b>       |

Source : SET Smart

BUALUANG SECURITIES PUBLIC COMPANY LIMITED (BLS) is a subsidiary of BANGKOK BANK PUBLIC COMPANY LIMITED (BBL). This document is produced based upon sources believed to be reliable but their accuracy, completeness or correctness is not guaranteed. The statements or expressions of opinion herein were arrived at after due and careful consideration to use as information for investment. Expressions of opinion contained herein are subject to change without notice. This document is not, and should not be construed as, an offer or the solicitation of an offer to buy or sell any securities. The use of any information shall be at the sole discretion and risk of the user.

BUALUANG SECURITIES PUBLIC COMPANY LIMITED MAY BE IN RELATIONSHIP WITH THE SECURITIES IN THIS REPORT. "Opinions, projections and other information contained in this report are based upon sources believed to be accurate including the draft prospectus, but no responsibility is accepted for any loss occasioned by reliance placed upon the contents hereof. Bualuang Securities Public Company Limited may from time to time perform investment, advisory or other services for companies mentioned in this report, as well as dealing (as principal or otherwise) in, or otherwise being interested in, any securities mentioned herein, This report does not constitute a solicitation to buy or sell any securities". Investors should carefully read details in the prospectus before making investment decision.






BUALUANG SECURITIES PUBLIC COMPANY LIMITED MAY ACT AS MARKET MAKER AND ISSUER OF DWs, AND ISSUER OF STRUCTURED NOTES ON THESE SECURITIES. The company may prepare the research reports on those underlying securities. Investors should carefully read the details of the derivative warrants and structured notes in the prospectus before making investment decisions.

|        |       |       |       |        |        |        |       |        |       |      |        |     |      |      |
|--------|-------|-------|-------|--------|--------|--------|-------|--------|-------|------|--------|-----|------|------|
| ADVANC | AMATA | AOT   | BDMS  | BH     | CBG    | CENTEL | CPALL | GLOBAL | GPSC  | IRPC | KBANK  | KCE | KTC  | MINT |
| PTG    | PTT   | PTTEP | PTTGC | SCB    | SPRC   | TOP    | WHA   | STA    | BGRIM | GULF | MTC    | AWC | CRC  | CPF  |
| CPN    | HANA  | HMPRO | I/L   | OSP    | SAWAD  | BANPU  | BCH   | BTS    | SCC   | TU   | INTUCH | VGI | SCGP | COM7 |
| DOHOME | JMT   | CHG   | TTB   | BAM    | BCP    | AP     | KTB   | KKP    | OR    | BEM  | GUNKUL | EA  | RBF  | STGT |
| JMART  | BEC   | KEX   | RCL   | SINGER | TIDLOR | FORTH  | AAV   | DELTA  | SABUY | CKP  | TRUE   | PSL | SIRI | TQM  |
| CK     | ERW   | MEGA  | SNNP  | TLI    | STEC   | EGCO   |       |        |       |      |        |     |      |      |

BUALUANG SECURITIES PUBLIC COMPANY LIMITED IS OR MAY BE AN UNDERWRITER/CO-UNDERWRITER/JOINT LEAD IN RESPECT OF THE INITIAL PUBLIC OFFERING (IPO) OF SECURITIES.

| Financial Advisor | Lead underwriter/<br>Underwriter/<br>Co-underwriter |
|-------------------|---|
|                   | KCG, COCOCO   |

**CG Rating**

| Score Range  | Score Range   | Description  |
|--------------|---|--------------|
| 90 – 100     |  | Excellent    |
| 80 – 89      |  | Very Good    |
| 70 – 79      |  | Good         |
| 60 – 69      |  | Satisfactory |
| 50 – 00359   |  | Pass         |
| Less than 50 | No logo given   | -            |

**Thailand's Private Sector Collective Action Coalition Against Corruption programme (Thai CAC) under Thai Institute of Directors**

- companies that have **declared** their intention to join CAC, and
- companies **certified** by CAC.

## CORPORATE GOVERNANCE REPORT DISCLAIMER

This research report was prepared by Bualuang Securities Public Company Limited and refers to research prepared by Morgan Stanley. Morgan Stanley does not warrant or guarantee the accuracy or completeness of its research reports. Morgan Stanley reserves copyright and other proprietary rights in the material reproduced in this report. Morgan Stanley is under no obligation to inform Bualuang Securities or you if the views or information referred to or reproduced in this research report change.

### Corporate Governance Report disclaimer

The disclosure of the survey result of the Thai Institute of Directors Association (IOD) regarding corporate governance is made pursuant to the policy of the Office of the Securities and Exchange Commission. The IOD survey is based on the information of a company listed on the Stock Exchange of Thailand and the Market for Alternative Investment disclosed to the public and able to be accessed by a general public investor. The result, therefore, is from the perspective of a third party. It is not an evaluation of operation and is not based on inside information.

The survey result is as of the date appearing in the Corporate Governance Report of Thai Listed Companies. As a result, the survey result may be changed after that date. Bualuang Securities Public Company Limited neither confirms nor certifies the accuracy of such survey results.

“Disclaimer: The disclosure of the Anti-Corruption Progress Indicators of a listed company on the Stock Exchange of Thailand, which is assessed by the relevant institution as disclosed by the Office of the Securities and Exchange Commission, is made in order to comply with the policy and sustainable development plan for the listed companies. The relevant institution made this assessment based on the information received from the listed company, as stipulated in the form for the assessment of Anti-corruption which refers to the Annual Registration Statement (Form 56-1), Annual Report (Form 56-2), or other relevant documents or reports of such listed company. The assessment result is therefore made from the perspective of a third party. It is not an assessment of operation and is not based on any inside information. Since this assessment is only the assessment result as of the date appearing in the assessment result, it may be changed after that date or when there is any change to the relevant information. Nevertheless, Bualuang Securities Public Company Limited neither confirms, verifies, nor certifies the accuracy and completeness of the assessment result.”

## BUALUANG RESEARCH – RECOMMENDATION FRAMEWORK

### STOCK RECOMMENDATIONS

**BUY:** Expected positive total returns of 15% or more over the next 12 months.

**HOLD:** Expected total returns of between -15% and +15% over the next 12 months.

**SELL:** Expected negative total returns of 15% or more over the next 12 months.

**TRADING BUY:** Expected positive total returns of 15% or more over the next 3 months.

### SECTOR RECOMMENDATIONS

**OVERWEIGHT:** The industry, as defined by the analyst's coverage universe, is expected to outperform the relevant primary market index over the next 12 months.

**NEUTRAL:** The industry, as defined by the analyst's coverage universe, is expected to perform in line with the relevant primary market index over the next 12 months.

**UNDERWEIGHT:** The industry, as defined by the analyst's coverage universe, is expected to underperform the relevant primary market index over the next 12 months.

## IMPORTANT DISCLOSURES FOR U.S. PERSONS

This research report was prepared by Bualuang Securities Public Company Limited (“BLS”). BLS is not a registered broker-dealer in the United States and, therefore, is not subject to U.S. rules regarding the preparation of research reports and the independence of research analysts. This research report is provided for distribution to “major U.S. institutional investors” in reliance on the exemption from registration provided by Rule 15a-6 of the U.S. Securities Exchange Act of 1934, as amended (the “Exchange Act”).

Under no circumstances should any recipient of this research report effect any transaction to buy or sell securities or related financial instruments through BLS. Rosenblatt Securities Inc. accepts responsibility for the contents of this research report, subject to the terms set out below, to the extent that it is delivered to a U.S. person other than a major U.S. institutional investor.

The analyst whose name appears in this research report is not registered or qualified as a research analyst with the Financial Industry Regulatory Authority (“FINRA”) and may not be an associated person of Rosenblatt Securities Inc. and, therefore, may not be subject to applicable restrictions under FINRA Rules on communications with a subject company, public appearances and trading securities held by a research analyst account.

## Additional Disclosures

This research report is for distribution only under such circumstances as may be permitted by applicable law. This research report has no regard to the specific investment objectives, financial situation or particular needs of any specific recipient, even if sent only to a single recipient. This research report is not guaranteed to be a complete statement or summary of any securities, markets, reports or developments referred to in this research report. Neither BLS nor any of its directors, officers, employees or agents shall have any liability, however arising, for any error, inaccuracy or incompleteness of fact or opinion in this research report or lack of care in this research report’s preparation or publication, or any losses or damages which may arise from the use of this research report.

BLS may rely on information barriers, such as “Chinese Walls” to control the flow of information within the areas, units, divisions, groups, or affiliates of BLS.

Investing in any non-U.S. securities or related financial instruments (including ADRs) discussed in this research report may present certain risks. The securities of non-U.S. issuers may not be registered with, or be subject to the regulations of, the U.S. Securities and Exchange Commission. Information on such non-U.S. securities or related financial instruments may be limited. Foreign companies may not be subject to audit and reporting standards and regulatory requirements comparable to those in effect within the United States.

The value of any investment or income from any securities or related financial instruments discussed in this research report denominated in a currency other than U.S. dollars is subject to exchange rate fluctuations that may have a positive or adverse effect on the value of or income from such securities or related financial instruments.

Past performance is not necessarily a guide to future performance and no representation or warranty, express or implied, is made by BLS with respect to future performance. Income from investments may fluctuate. The price or value of the investments to which this research report relates, either directly or indirectly, may fall or rise against the interest of investors. Any recommendation or opinion contained in this research report may become outdated as a consequence of changes in the environment in which the issuer of the securities under analysis operates, in addition to changes in the estimates and forecasts, assumptions and valuation methodology used herein.

No part of the content of this research report may be copied, forwarded or duplicated in any form or by any means without the prior consent of BLS and BLS accepts no liability whatsoever for the actions of third parties in this respect.