

SET

ดัชนีราคาหุ้นตลาดหลักทรัพย์แห่งประเทศไทย

Resistance 1,575 / 1,590

Support 1,555 / 1,545

Adjust Stop 1,543.61 (Risk 1.37%)

Trailing Stop 1,518.66 (Risk 2.96%)

Base Stop 1,518.66 (Risk 2.96%)

Major Base Stop

- 1,518.66 (Risk 2.96%, 14/03/2023)

Highest Price at this Cycle

- 1,573.51 (Discount 0.54%, 15/03/2023)

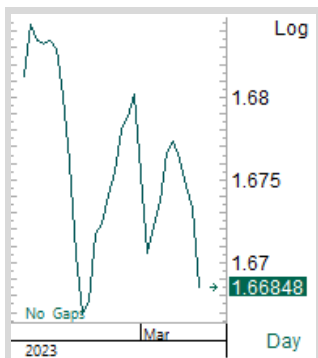
Short-term Trend - Down

Long-term Trend - Down

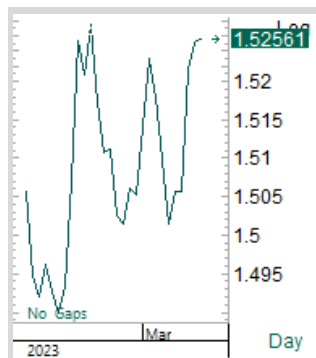


เตรียมรับแรงกระแทก

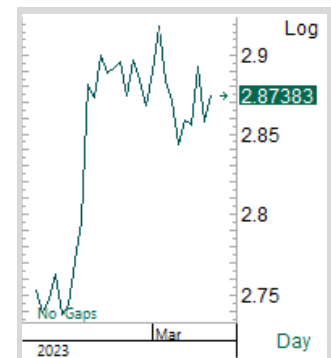
บรรยากาศการลงทุนคงสภาวะผันผวนสูง แม้ภาพของการรีบาวด์จะเกิด แต่ปัญหาระดับโลกยังคงเกิดขึ้นต่อเนื่อง สลักรเสี่ยงการเทรดไปจนกว่าจะเห็นความชัดเจนของแนวทางการแก้ไขปัญหาที่เกิดขึ้น หรือหากต้องการจะเทรดให้ติดตามในช่วงระหว่างการเปิดเทรด เลือกหุ้นที่แข็งแกร่งกว่าตลาด ณ เวลานั้น (ติดตามได้จาก Realtime Scan) เทรดเชิงเก็งกำไรอย่างระมัดระวัง หรือเลือกเก็บสะสมเชิงพื้นฐานเท่านั้น โดยในสภาวะที่มีความผันผวนสูง ให้ปฏิบัติตามระเบียบวินัยการลงทุนอย่างเข้มงวด



SET/SET50



SET/SSET



SET/MAI

* การลงทุนมีความเสี่ยง ผู้ลงทุนควรศึกษาข้อมูลให้รอบคอบก่อนตัดสินใจลงทุน

| No. | Name | Last | Change | % | Momentum | Pi Volatility Day | | Trend | SMA20 Value | | |
|-----|---------|-----------|--------|-------|----------|-------------------|-----------|-------|---------------|----------|----------|
| | | | | | | Start/Stop | Point | | ('000 Baht) | Pi Score | Position |
| 1 | ETRON | 11,829.91 | 462.72 | 4.07 | DOWN | START | 12,388.83 | UP | 3,785,132.35 | 61.80 | 1 |
| 2 | PROF | 342.30 | 10.29 | 3.10 | DOWN | START | 377.70 | UP | 330,840.45 | 61.06 | 1 |
| 3 | TOURISM | 676.22 | 9.21 | 1.38 | DOWN | START | 717.15 | UP | 450,769.00 | 59.20 | -2 |
| 4 | FASHION | 703.25 | 14.40 | 2.09 | DOWN | START | 725.06 | DOWN | 200,192.05 | 58.54 | 0 |
| 5 | ICT | 161.90 | 3.50 | 2.21 | DOWN | START | 168.35 | DOWN | 7,180,892.60 | 54.28 | 0 |
| 6 | HELTH | 7,008.05 | 131.88 | 1.92 | DOWN | START | 7,273.38 | DOWN | 2,378,804.55 | 53.75 | 0 |
| 7 | COMM | 36,611.53 | 967.30 | 2.71 | DOWN | START | 38,159.76 | DOWN | 6,219,666.60 | 53.74 | 1 |
| 8 | TRANS | 351.01 | 18.64 | 5.61 | UP | STOP | 65.55 | DOWN | 3,782,163.65 | 52.02 | 15 |
| 9 | PROP | 254.20 | 6.64 | 2.68 | DOWN | START | 263.44 | DOWN | 3,696,174.50 | 51.59 | 2 |
| 10 | CONMAT | 8,736.76 | 183.36 | 2.14 | DOWN | START | 9,085.08 | DOWN | 1,217,494.20 | 51.28 | -1 |
| 11 | BANK | 368.06 | 10.13 | 2.83 | DOWN | START | 377.46 | DOWN | 8,361,183.50 | 51.24 | 1 |
| 12 | SET50 | 937.98 | 27.27 | 2.99 | DOWN | START | 959.82 | DOWN | 41,962,901.20 | 50.72 | 4 |
| 13 | FOOD | 12,031.79 | 163.53 | 1.38 | DOWN | START | 12,584.62 | DOWN | 4,487,503.95 | 49.22 | -6 |
| 14 | HOME | 24.10 | 0.25 | 1.05 | DOWN | START | 25.60 | DOWN | 54,868.20 | 48.68 | -4 |
| 15 | SSET | 1,025.82 | 26.67 | 2.67 | DOWN | START | 1,056.40 | DOWN | 3,348,306.35 | 48.59 | -1 |
| 16 | AGRI | 228.22 | 4.16 | 1.86 | DOWN | START | 242.14 | DOWN | 320,027.15 | 48.01 | -3 |
| 17 | SET100 | 2,105.63 | 59.83 | 2.92 | DOWN | START | 2,155.76 | DOWN | 51,935,572.20 | 47.35 | 7 |
| 18 | PERSON | 106.90 | 2.39 | 2.29 | DOWN | START | 114.64 | DOWN | 145,940.65 | 46.92 | -1 |
| 19 | AUTO | 499.80 | 14.98 | 3.09 | DOWN | START | 516.03 | DOWN | 185,163.55 | 46.23 | 2 |
| 20 | MAI | 544.57 | 11.34 | 2.13 | DOWN | START | 567.46 | DOWN | 3,128,144.25 | 44.71 | -1 |
| 21 | PETRO | 923.52 | 21.77 | 2.41 | DOWN | START | 975.85 | DOWN | 1,319,380.15 | 44.51 | -1 |
| 22 | PFNREIT | 145.02 | 1.43 | 1.00 | DOWN | START | 149.20 | DOWN | 210,406.50 | 44.24 | -7 |
| 23 | MEDIA | 43.42 | 1.28 | 3.04 | DOWN | START | 45.78 | DOWN | 800,447.20 | 42.89 | 2 |
| 24 | PAPER | 3,966.51 | 168.78 | 4.44 | DOWN | START | 4,048.97 | DOWN | 6,221.65 | 42.54 | 4 |
| 25 | IMM | 31.80 | 0.15 | 0.47 | DOWN | START | 33.52 | DOWN | 111,821.25 | 41.62 | -3 |
| 26 | PKG | 4,781.20 | -14.81 | -0.31 | DOWN | START | 5,079.48 | DOWN | 558,238.45 | 40.26 | -8 |
| 27 | INSUR | 11,335.99 | 253.51 | 2.29 | DOWN | START | 11,957.78 | DOWN | 586,099.40 | 40.19 | 0 |
| 28 | CONS | 62.95 | 0.91 | 1.47 | DOWN | START | 66.78 | DOWN | 566,390.05 | 39.76 | -2 |
| 29 | STEEL | 33.85 | 0.77 | 2.33 | DOWN | START | 35.42 | DOWN | 47,441.60 | 38.34 | 0 |
| 30 | FIN | 3,985.94 | 115.37 | 2.98 | DOWN | START | 4,208.84 | DOWN | 4,061,878.50 | 37.71 | 0 |
| 31 | ENERG | 21,957.60 | 525.94 | 2.45 | DOWN | START | 22,828.28 | DOWN | 10,942,845.35 | 34.26 | 0 |

Bull Gauge

01

Most 5 Aggressive Bulls

1. TRANS - B MENA AOT BTS PSL DMT BA TTA
2. SET100
3. SET50
4. PAPER
5. PROP - RABBIT PLAT SIRI MBK ROJNA WHA AMATA AP SPALI ANAN BLAND

Bear Gauge

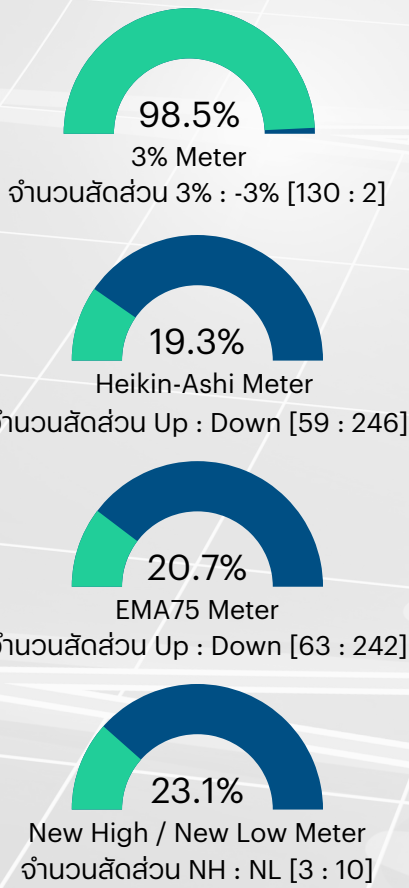
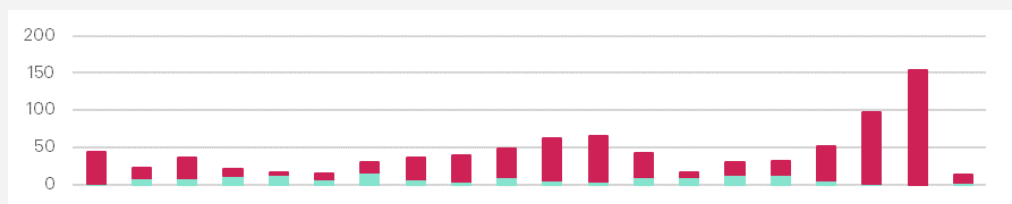
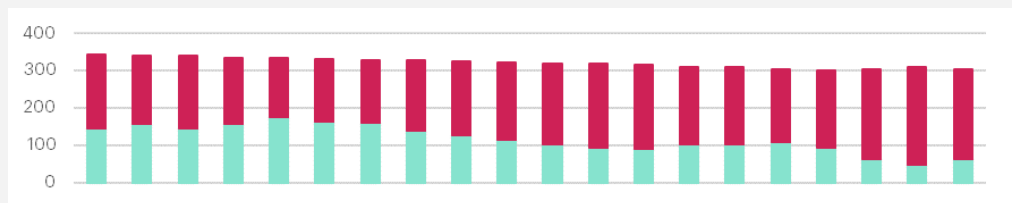
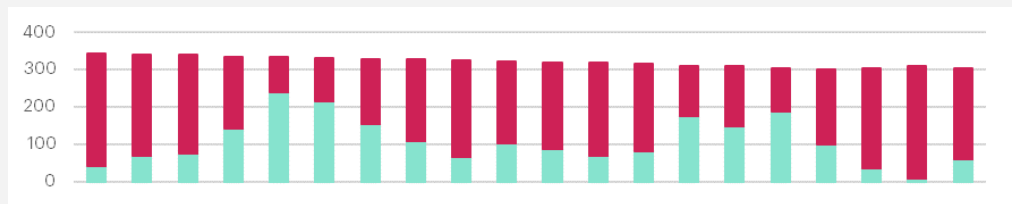
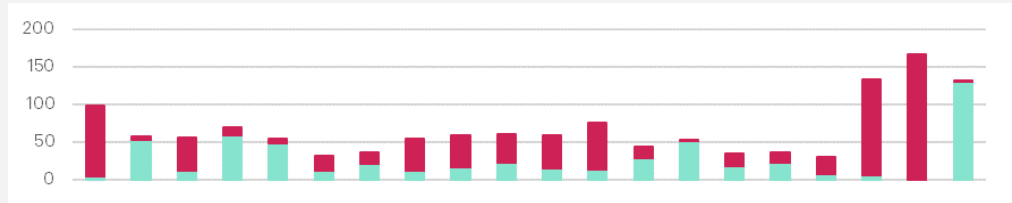
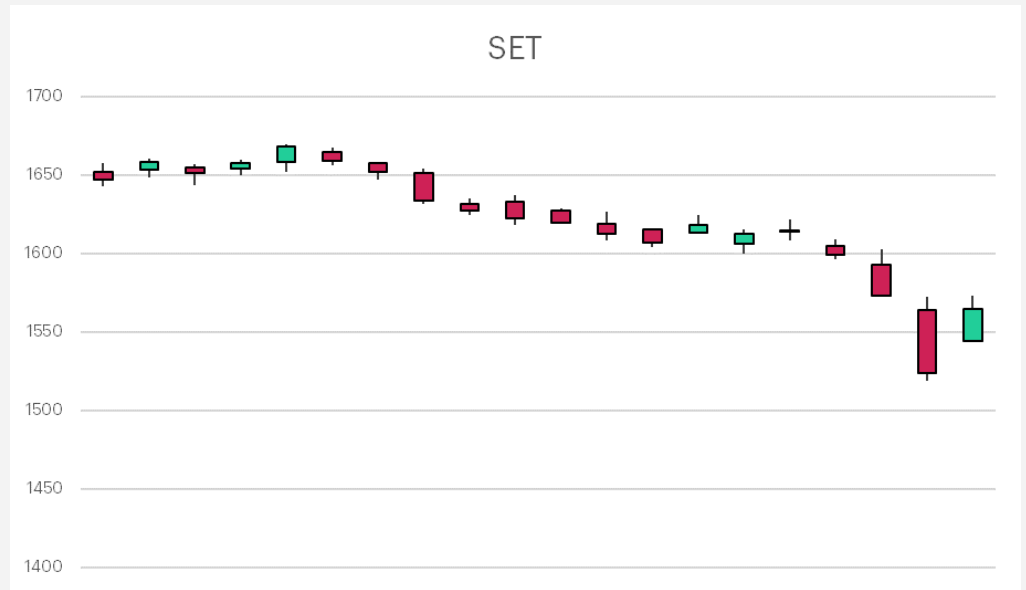
30

Most 5 Aggressive Bears

1. PKG
2. PFNREIT
3. FOOD - KBS
4. HOME
5. IMM

* การลงทุนมีความเสี่ยง ผู้ลงทุนควรศึกษาข้อมูลหรือขอคำปรึกษาจากผู้เชี่ยวชาญก่อนตัดสินใจลงทุน

Pi Meter Monitoring System



* การลงทุนมีความเสี่ยง ผู้ลงทุนควรศึกษาข้อมูลให้รอบคอบก่อนตัดสินใจลงทุน

pi Technical Daily

16 March 2023

| Class B | | Pi Volatility Day | | | | | | | SMA20 Value | | | H-Ashi | EMA75 | N-High |
|---------|------|-------------------|--------|-------|----------|------------|-------|-------|-------------|----------|----------|--------|-------|--------|
| No. | Name | Last | Change | % | Momentum | Start/Stop | Point | Trend | ('000 Baht) | Pi Score | Position | | | |
| 1 | MENA | 2.56 | 0.30 | 13.27 | UP | STOP | 2.12 | UP | 57,700.00 | 74.38 | 4 | | | |
| 2 | SKY | 31.00 | 1.00 | 3.33 | UP | STOP | 26.28 | UP | 179,434.45 | 72.64 | 2 | | | |

| Class C | | Pi Volatility Day | | | | | | | SMA20 Value | | | H-Ashi | EMA75 | N-High |
|---------|--------|-------------------|--------|------|----------|------------|--------|-------|--------------|----------|----------|--------|-------|--------|
| No. | Name | Last | Change | % | Momentum | Start/Stop | Point | Trend | ('000 Baht) | Pi Score | Position | | | |
| 3 | PLAT | 4.02 | 0.28 | 7.49 | DOWN | STOP | 3.66 | UP | 18,485.15 | 62.62 | 19 | | | |
| 4 | DOHOME | 14.40 | 0.60 | 4.35 | DOWN | STOP | 13.59 | UP | 280,615.00 | 63.42 | 11 | | | |
| 5 | DMT | 13.40 | 0.50 | 3.88 | UP | STOP | 12.47 | UP | 62,321.85 | 62.94 | 8 | | | |
| 6 | WHA | 4.08 | 0.16 | 4.08 | DOWN | STOP | 3.85 | UP | 598,413.60 | 61.77 | 7 | | | |
| 7 | MTW | 7.05 | 0.55 | 8.46 | UP | STOP | 6.01 | UP | 37,003.85 | 64.91 | 6 | | | |
| 8 | DELTA | 974.00 | 40.00 | 4.28 | DOWN | STOP | 892.68 | UP | 2,315,801.05 | 62.58 | 6 | | | |
| 9 | ICHI | 13.20 | 0.70 | 5.60 | UP | STOP | 11.80 | UP | 110,625.75 | 65.28 | 5 | | | |
| 10 | AP | 12.20 | 0.40 | 3.39 | DOWN | STOP | 11.61 | UP | 287,183.85 | 62.61 | 5 | | | |
| 11 | MOSHI | 49.75 | 2.75 | 5.85 | UP | STOP | 43.88 | UP | 100,058.95 | 68.01 | 4 | | | |
| 12 | Q_CON | 16.20 | 1.30 | 8.72 | DOWN | STOP | 13.97 | UP | 49,450.70 | 67.99 | 4 | | | |
| 13 | AMATA | 21.60 | 0.80 | 3.85 | UP | STOP | 20.40 | UP | 231,714.60 | 66.48 | 2 | | | |
| 14 | PRI | 37.75 | 1.50 | 4.14 | DOWN | STOP | 34.52 | UP | 85,053.25 | 64.86 | 2 | | | |
| 15 | SICT | 8.95 | 0.25 | 2.87 | UP | STOP | 8.08 | UP | 18,645.65 | 62.82 | 2 | | | |
| 16 | WARRIX | 11.20 | 0.40 | 3.70 | UP | STOP | 9.73 | UP | 126,260.00 | 67.88 | -2 | | | |
| 17 | TASCO | 20.00 | 0.50 | 2.56 | DOWN | STOP | 18.63 | UP | 253,984.25 | 67.18 | -2 | | | |
| 18 | TCAP | 44.25 | 0.50 | 1.14 | UP | STOP | 42.32 | UP | 228,491.00 | 67.99 | -3 | | | |
| 19 | ADVANC | 205.00 | 4.00 | 1.99 | UP | START | 209.76 | UP | 1,491,190.65 | 63.47 | -3 | | | |
| 20 | ASW | 8.40 | 0.15 | 1.82 | DOWN | STOP | 8.22 | UP | 16,894.80 | 60.49 | -4 | | | |
| 21 | TISCO | 101.00 | 2.00 | 2.02 | UP | START | 102.74 | UP | 436,738.50 | 62.37 | -8 | | | |

| Class D | | Pi Volatility Day | | | | | | | SMA20 Value | | | H-Ashi | EMA75 | N-High |
|---------|--------|-------------------|--------|-------|----------|------------|--------|-------|--------------|----------|----------|--------|-------|--------|
| No. | Name | Last | Change | % | Momentum | Start/Stop | Point | Trend | ('000 Baht) | Pi Score | Position | | | |
| 22 | AOT | 70.75 | 4.50 | 6.79 | UP | STOP | 65.55 | DOWN | 1,532,392.00 | 53.92 | 121 | | | |
| 23 | DOD | 4.90 | 0.46 | 10.36 | UP | START | 5.06 | UP | 16,102.40 | 53.81 | 74 | | | |
| 24 | UVAN | 7.60 | 0.45 | 6.29 | DOWN | START | 7.83 | DOWN | 10,455.80 | 51.57 | 68 | | | |
| 25 | TRUE | 7.70 | 0.35 | 4.76 | DOWN | START | 8.39 | DOWN | 1,368,026.90 | 51.76 | 48 | | | |
| 26 | BGRIM | 38.50 | 2.00 | 5.48 | UP | START | 40.20 | DOWN | 338,562.70 | 54.11 | 43 | | | |
| 27 | NSL | 22.00 | 1.00 | 4.76 | DOWN | START | 23.40 | DOWN | 30,388.70 | 50.24 | 38 | | | |
| 28 | YONG | 2.46 | 0.20 | 8.85 | UP | START | 2.50 | UP | 22,769.15 | 58.21 | 32 | | | |
| 29 | CRC | 43.50 | 2.00 | 4.82 | UP | START | 45.49 | DOWN | 556,470.50 | 55.50 | 31 | | | |
| 30 | TEAM | 7.80 | 0.50 | 6.85 | DOWN | START | 8.89 | UP | 50,288.85 | 51.86 | 31 | | | |
| 31 | PSL | 15.20 | 0.80 | 5.56 | UP | STOP | 14.09 | DOWN | 209,228.65 | 53.06 | 29 | | | |
| 32 | PRAPAT | 2.14 | 0.20 | 10.31 | UP | START | 2.16 | UP | 21,623.45 | 58.54 | 27 | | | |
| 33 | KLINIQ | 42.25 | 3.25 | 8.33 | UP | STOP | 36.08 | UP | 141,511.45 | 58.98 | 26 | | | |
| 34 | MPIC | 2.36 | 0.22 | 10.28 | DOWN | START | 3.07 | UP | 21,355.45 | 56.59 | 26 | | | |
| 35 | SCB | 101.00 | 3.50 | 3.59 | UP | START | 104.16 | DOWN | 1,576,049.10 | 52.88 | 25 | | | |
| 36 | MC | 10.70 | 0.40 | 3.88 | DOWN | START | 11.56 | DOWN | 20,051.40 | 51.60 | 25 | | | |
| 37 | D | 6.20 | 0.30 | 5.08 | UP | START | 6.80 | DOWN | 13,977.50 | 52.96 | 24 | | | |
| 38 | ETC | 4.02 | 0.18 | 4.69 | DOWN | START | 4.50 | DOWN | 46,344.50 | 52.59 | 23 | | | |
| 39 | NCAP | 4.02 | 0.20 | 5.24 | UP | START | 4.54 | DOWN | 78,758.65 | 51.61 | 21 | | | |
| 40 | ACC | 1.28 | 0.06 | 4.92 | DOWN | START | 1.42 | UP | 11,177.40 | 54.84 | 20 | | | |
| 41 | BCH | 19.60 | 0.70 | 3.70 | DOWN | START | 20.61 | DOWN | 182,409.25 | 51.16 | 19 | | | |
| 42 | SIRI | 1.82 | 0.09 | 5.20 | DOWN | START | 1.94 | UP | 369,787.45 | 56.89 | 17 | | | |
| 43 | SVI | 9.55 | 0.35 | 3.80 | UP | START | 10.17 | UP | 70,113.85 | 54.83 | 15 | | | |
| 44 | TEGH | 4.90 | 0.18 | 3.81 | DOWN | START | 5.46 | DOWN | 37,947.95 | 50.14 | 15 | | | |
| 45 | SABINA | 25.50 | 1.00 | 4.08 | UP | START | 27.31 | UP | 25,046.15 | 57.70 | 14 | | | |
| 46 | PLANB | 8.85 | 0.40 | 4.73 | DOWN | START | 9.53 | UP | 311,186.70 | 57.40 | 13 | | | |
| 47 | ROJNA | 6.25 | 0.25 | 4.17 | DOWN | START | 6.59 | UP | 18,707.40 | 57.89 | 11 | | | |

* การลงทุนมีความเสี่ยง ผู้ลงทุนควรศึกษาข้อมูลให้รอบคอบก่อนตัดสินใจลงทุน

pi Technical Daily

16 March 2023

| | | | | | | | | | | | | | |
|----|--------|--------|------|------|------|-------|--------|------|--------------|-------|-----|--|--|
| 48 | BH | 212.00 | 7.00 | 3.41 | DOWN | START | 220.21 | DOWN | 564,386.05 | 55.94 | 10 | | |
| 49 | KTB | 16.60 | 0.50 | 3.11 | DOWN | START | 17.33 | DOWN | 735,214.40 | 50.93 | 9 | | |
| 50 | TKC | 22.20 | 0.80 | 3.74 | DOWN | START | 25.03 | DOWN | 35,583.50 | 52.60 | 8 | | |
| 51 | PT | 6.45 | 0.20 | 3.20 | DOWN | START | 6.89 | DOWN | 13,149.50 | 50.95 | 8 | | |
| 52 | TFG | 5.15 | 0.15 | 3.00 | DOWN | START | 5.65 | DOWN | 33,305.05 | 50.11 | 8 | | |
| 53 | GLORY | 3.90 | 0.16 | 4.28 | DOWN | START | 4.62 | UP | 57,480.05 | 56.86 | 7 | | |
| 54 | TTA | 8.05 | 0.25 | 3.21 | UP | STOP | 7.44 | UP | 43,079.10 | 57.64 | 6 | | |
| 55 | JSP | 3.98 | 0.14 | 3.65 | DOWN | START | 4.46 | UP | 15,447.25 | 56.95 | 6 | | |
| 56 | BBL | 153.00 | 4.50 | 3.03 | DOWN | START | 159.08 | DOWN | 1,323,221.25 | 55.43 | 5 | | |
| 57 | COM7 | 31.25 | 0.75 | 2.46 | DOWN | START | 32.29 | DOWN | 438,912.65 | 53.71 | 5 | | |
| 58 | LANNA | 16.30 | 0.40 | 2.52 | DOWN | STOP | 15.34 | DOWN | 31,261.20 | 53.64 | 4 | | |
| 59 | TCCM | 1.78 | 0.05 | 2.89 | DOWN | START | 2.14 | DOWN | 21,657.30 | 51.03 | 4 | | |
| 60 | ORI | 11.90 | 0.20 | 1.71 | DOWN | START | 13.04 | UP | 128,454.75 | 58.73 | 3 | | |
| 61 | PRM | 7.35 | 0.20 | 2.80 | DOWN | START | 8.04 | DOWN | 71,414.15 | 53.12 | 3 | | |
| 62 | PR9 | 20.00 | 0.50 | 2.56 | DOWN | START | 21.32 | UP | 39,511.75 | 57.62 | 2 | | |
| 63 | CENDEL | 53.75 | 1.00 | 1.90 | DOWN | START | 58.35 | UP | 221,671.80 | 57.81 | 1 | | |
| 64 | MAKRO | 38.50 | 1.00 | 2.67 | DOWN | START | 41.22 | DOWN | 351,114.35 | 51.56 | 0 | | |
| 65 | LH | 9.50 | 0.25 | 2.70 | DOWN | START | 9.94 | DOWN | 336,872.55 | 56.20 | -1 | | |
| 66 | KGI | 5.00 | 0.10 | 2.04 | DOWN | START | 5.18 | DOWN | 18,865.10 | 58.61 | -2 | | |
| 67 | QH | 2.32 | 0.04 | 1.75 | DOWN | START | 2.44 | DOWN | 52,290.35 | 57.72 | -2 | | |
| 68 | NYT | 3.52 | 0.08 | 2.33 | DOWN | STOP | 3.40 | UP | 11,954.25 | 57.41 | -2 | | |
| 69 | BAFS | 31.25 | 0.75 | 2.46 | UP | START | 32.94 | DOWN | 26,228.15 | 52.69 | -2 | | |
| 70 | DIF | 12.80 | 0.30 | 2.40 | DOWN | START | 13.12 | DOWN | 167,073.50 | 51.99 | -3 | | |
| 71 | CBG | 97.50 | 2.00 | 2.09 | DOWN | START | 103.88 | DOWN | 341,806.95 | 53.62 | -7 | | |
| 72 | SC | 4.22 | 0.08 | 1.93 | DOWN | START | 4.64 | DOWN | 80,373.70 | 51.47 | -7 | | |
| 73 | TPIPP | 3.34 | 0.08 | 2.45 | DOWN | START | 3.45 | DOWN | 10,957.75 | 55.73 | -8 | | |
| 74 | WHART | 10.90 | 0.20 | 1.87 | DOWN | START | 11.44 | DOWN | 11,244.95 | 53.94 | -10 | | |
| 75 | BDMS | 28.00 | 0.50 | 1.82 | UP | START | 29.65 | DOWN | 1,120,138.85 | 51.58 | -11 | | |
| 76 | TFIF | 7.70 | 0.15 | 1.99 | DOWN | START | 7.93 | DOWN | 16,474.75 | 55.78 | -12 | | |
| 77 | GLOBAL | 19.40 | 0.10 | 0.52 | DOWN | STOP | 18.29 | UP | 295,827.70 | 56.45 | -15 | | |
| 78 | TVO | 27.50 | 0.50 | 1.85 | UP | START | 28.80 | DOWN | 32,422.35 | 52.69 | -16 | | |
| 79 | CHG | 3.62 | 0.06 | 1.69 | DOWN | START | 3.85 | DOWN | 141,895.50 | 51.34 | -18 | | |
| 80 | THG | 69.25 | 0.25 | 0.36 | DOWN | START | 71.58 | UP | 106,481.75 | 58.63 | -19 | | |
| 81 | BLA | 29.50 | 0.25 | 0.85 | DOWN | START | 31.67 | DOWN | 181,967.25 | 51.67 | -19 | | |
| 82 | BKI | 282.00 | 3.00 | 1.08 | DOWN | START | 289.71 | DOWN | 12,660.00 | 57.60 | -22 | | |
| 83 | WHAUP | 3.86 | 0.04 | 1.05 | DOWN | START | 4.04 | DOWN | 11,983.05 | 51.37 | -26 | | |
| 84 | JASIF | 7.80 | 0.10 | 1.30 | DOWN | START | 8.10 | DOWN | 111,422.45 | 50.63 | -42 | | |

| Class E | | | | | | | | | | | | Pi Volatility Day | | | SMA20 Value | | |
|---------|--------|-------|--------|------|----------|------------|-------|-------|-------------|----------|----------|-------------------|-------|--------|-------------|--|--|
| No. | Name | Last | Change | % | Momentum | Start/Stop | Point | Trend | ('000 Baht) | Pi Score | Position | H-Ashl | EMA75 | N-High | | | |
| 85 | UREKA | 1.07 | 0.08 | 8.08 | UP | START | 1.14 | DOWN | 19,467.25 | 48.14 | 60 | | | | | | |
| 86 | ACE | 2.30 | 0.16 | 7.48 | DOWN | START | 2.41 | DOWN | 37,087.20 | 43.21 | 53 | | | | | | |
| 87 | AIT | 5.90 | 0.30 | 5.36 | UP | START | 6.07 | DOWN | 19,762.85 | 48.46 | 51 | | | | | | |
| 88 | EPG | 8.20 | 0.50 | 6.49 | DOWN | START | 8.63 | DOWN | 27,463.55 | 45.32 | 51 | | | | | | |
| 89 | SPA | 10.50 | 0.60 | 6.06 | UP | START | 11.35 | DOWN | 31,169.15 | 48.78 | 47 | | | | | | |
| 90 | AH | 28.00 | 2.00 | 7.69 | DOWN | START | 30.88 | DOWN | 100,527.60 | 46.92 | 46 | | | | | | |
| 91 | MBK | 16.30 | 0.70 | 4.49 | DOWN | START | 17.57 | DOWN | 64,387.35 | 47.52 | 39 | | | | | | |
| 92 | PROUD | 1.64 | 0.09 | 5.81 | DOWN | START | 1.82 | DOWN | 25,789.15 | 47.43 | 34 | | | | | | |
| 93 | BYD | 10.20 | 0.75 | 7.94 | DOWN | START | 11.05 | DOWN | 70,574.45 | 40.77 | 34 | | | | | | |
| 94 | 7UP | 0.69 | 0.04 | 6.15 | DOWN | START | 0.77 | DOWN | 10,509.55 | 46.46 | 33 | | | | | | |
| 95 | PRINC | 5.50 | 0.25 | 4.76 | DOWN | START | 5.93 | DOWN | 11,725.30 | 46.82 | 32 | | | | | | |
| 96 | AU | 10.90 | 0.50 | 4.81 | DOWN | START | 11.92 | DOWN | 36,399.65 | 49.07 | 30 | | | | | | |
| 97 | SUSCO | 3.70 | 0.16 | 4.52 | DOWN | START | 3.89 | DOWN | 26,386.00 | 48.59 | 29 | | | | | | |
| 98 | CPH | 27.00 | 2.00 | 8.00 | DOWN | START | 29.95 | DOWN | 15,296.05 | 43.84 | 28 | | | | | | |
| 99 | SECURE | 14.60 | 0.70 | 5.04 | DOWN | START | 16.20 | DOWN | 10,078.40 | 46.18 | 27 | | | | | | |

* การลงทุนมีความเสี่ยง ผู้ลงทุนควรศึกษาข้อมูลหรือขอคำปรึกษาจากผู้เชี่ยวชาญก่อนตัดสินใจลงทุน

pi Technical Daily

16 March 2023

| | | | | | | | | | | | |
|-----|--------|--------|------|------|------|-------|--------|------|--------------|-------|-----|
| 100 | CH | 3.54 | 0.20 | 5.99 | DOWN | START | 3.90 | DOWN | 10,141.00 | 43.95 | 24 |
| 101 | TMC | 3.06 | 0.18 | 6.25 | DOWN | START | 3.72 | DOWN | 33,212.75 | 49.04 | 23 |
| 102 | KCC | 6.30 | 0.30 | 5.00 | DOWN | START | 6.84 | DOWN | 12,445.80 | 45.68 | 23 |
| 103 | KBANK | 131.50 | 5.00 | 3.95 | DOWN | START | 135.62 | DOWN | 2,974,210.85 | 45.01 | 22 |
| 104 | BBIK | 113.00 | 5.00 | 4.63 | UP | START | 123.30 | DOWN | 52,490.20 | 48.42 | 21 |
| 105 | WPH | 3.84 | 0.16 | 4.35 | UP | START | 4.25 | DOWN | 14,917.25 | 49.51 | 20 |
| 106 | TACC | 5.90 | 0.20 | 3.51 | DOWN | START | 6.25 | DOWN | 12,045.10 | 45.77 | 20 |
| 107 | HPT | 0.80 | 0.04 | 5.26 | DOWN | START | 0.88 | DOWN | 14,726.50 | 44.34 | 18 |
| 108 | SAT | 19.00 | 0.70 | 3.83 | DOWN | START | 19.90 | DOWN | 25,279.05 | 45.12 | 17 |
| 109 | VGI | 3.98 | 0.18 | 4.74 | DOWN | START | 4.37 | DOWN | 118,159.55 | 43.59 | 17 |
| 110 | BM | 4.02 | 0.18 | 4.69 | DOWN | START | 4.61 | DOWN | 22,748.65 | 41.56 | 17 |
| 111 | PLUS | 7.75 | 0.35 | 4.73 | UP | START | 8.39 | DOWN | 14,819.75 | 46.81 | 16 |
| 112 | AS | 13.50 | 0.50 | 3.85 | UP | START | 14.19 | DOWN | 18,755.95 | 45.76 | 16 |
| 113 | GULF | 50.25 | 1.50 | 3.08 | DOWN | START | 52.95 | DOWN | 872,295.00 | 49.57 | 15 |
| 114 | SM | 1.95 | 0.08 | 4.28 | UP | START | 2.10 | DOWN | 10,058.10 | 47.69 | 15 |
| 115 | NER | 5.80 | 0.20 | 3.57 | DOWN | START | 6.25 | DOWN | 58,275.70 | 48.97 | 14 |
| 116 | SMT | 4.62 | 0.18 | 4.05 | DOWN | START | 5.14 | DOWN | 12,324.80 | 44.96 | 14 |
| 117 | BLAND | 0.97 | 0.03 | 3.19 | DOWN | START | 1.04 | DOWN | 14,808.70 | 48.47 | 13 |
| 118 | PDJ | 3.08 | 0.12 | 4.05 | DOWN | START | 3.42 | DOWN | 10,069.60 | 47.15 | 12 |
| 119 | KSL | 3.36 | 0.12 | 3.70 | DOWN | START | 3.64 | DOWN | 17,956.10 | 47.04 | 12 |
| 120 | HENG | 2.76 | 0.10 | 3.76 | DOWN | START | 3.08 | DOWN | 34,696.85 | 46.21 | 12 |
| 121 | PROEN | 5.35 | 0.25 | 4.90 | DOWN | START | 5.89 | DOWN | 12,215.40 | 43.55 | 11 |
| 122 | TKS | 11.70 | 0.40 | 3.54 | DOWN | START | 12.85 | DOWN | 41,776.00 | 47.23 | 10 |
| 123 | IVL | 35.00 | 1.25 | 3.70 | DOWN | START | 37.52 | DOWN | 633,912.90 | 40.50 | 10 |
| 124 | TSR | 3.84 | 0.14 | 3.78 | DOWN | STOP | 3.70 | DOWN | 25,926.90 | 49.82 | 9 |
| 125 | STEC | 12.60 | 0.40 | 3.28 | DOWN | START | 13.77 | DOWN | 118,584.85 | 48.99 | 9 |
| 126 | TKT | 2.44 | 0.12 | 5.17 | DOWN | START | 2.90 | DOWN | 15,302.30 | 46.59 | 9 |
| 127 | ITNS | 4.22 | 0.12 | 2.93 | UP | START | 4.56 | DOWN | 10,611.65 | 49.96 | 8 |
| 128 | THANI | 3.60 | 0.12 | 3.45 | DOWN | START | 3.86 | DOWN | 66,922.05 | 40.47 | 8 |
| 129 | BEB | 57.75 | 1.75 | 3.12 | DOWN | START | 63.48 | DOWN | 77,111.00 | 49.54 | 5 |
| 130 | TIDLOR | 24.10 | 0.80 | 3.43 | DOWN | START | 26.36 | DOWN | 407,672.90 | 42.25 | 5 |
| 131 | CPF | 21.30 | 0.60 | 2.90 | DOWN | START | 22.29 | DOWN | 443,439.80 | 40.61 | 5 |
| 132 | BEM | 8.85 | 0.25 | 2.91 | DOWN | START | 9.37 | DOWN | 579,275.70 | 48.19 | 4 |
| 133 | BKD | 2.28 | 0.08 | 3.64 | DOWN | START | 2.68 | DOWN | 41,157.35 | 47.39 | 4 |
| 134 | BA | 12.40 | 0.40 | 3.33 | DOWN | START | 13.64 | DOWN | 32,366.85 | 47.02 | 3 |
| 135 | BCPG | 9.05 | 0.25 | 2.84 | DOWN | START | 9.61 | DOWN | 41,883.00 | 43.69 | 3 |
| 136 | TIPH | 43.25 | 1.25 | 2.98 | DOWN | START | 47.75 | DOWN | 104,051.75 | 41.44 | 2 |
| 137 | KCE | 46.25 | 1.25 | 2.78 | DOWN | START | 50.80 | DOWN | 538,676.95 | 49.87 | 1 |
| 138 | KTC | 54.00 | 1.50 | 2.86 | DOWN | START | 56.95 | DOWN | 308,270.80 | 45.78 | 1 |
| 139 | TLI | 12.40 | 0.30 | 2.48 | DOWN | START | 13.48 | DOWN | 183,329.85 | 40.83 | 0 |
| 140 | RATCH | 38.50 | 1.00 | 2.67 | DOWN | START | 40.32 | DOWN | 200,766.35 | 43.79 | -1 |
| 141 | BTSGIF | 3.50 | 0.08 | 2.34 | DOWN | START | 3.70 | DOWN | 19,220.60 | 41.70 | -3 |
| 142 | SITHAI | 1.48 | 0.04 | 2.78 | DOWN | START | 1.69 | DOWN | 46,819.55 | 47.23 | -4 |
| 143 | MEGA | 44.50 | 1.25 | 2.89 | UP | START | 47.06 | DOWN | 142,225.80 | 47.03 | -6 |
| 144 | S | 1.75 | 0.04 | 2.34 | DOWN | START | 1.89 | DOWN | 10,203.75 | 44.49 | -6 |
| 145 | IMH | 11.80 | 0.30 | 2.61 | DOWN | STOP | 11.23 | DOWN | 12,503.15 | 47.29 | -7 |
| 146 | NOBLE | 4.90 | 0.12 | 2.51 | DOWN | START | 5.35 | DOWN | 20,551.45 | 46.10 | -9 |
| 147 | DITTO | 38.25 | 0.75 | 2.00 | DOWN | START | 41.15 | DOWN | 89,239.40 | 45.36 | -9 |
| 148 | GPSC | 65.25 | 1.50 | 2.35 | DOWN | START | 69.79 | DOWN | 323,661.50 | 48.47 | -11 |
| 149 | ZEN | 16.10 | 0.20 | 1.26 | DOWN | START | 17.48 | DOWN | 10,463.30 | 49.93 | -15 |
| 150 | CPALL | 61.00 | 1.25 | 2.09 | DOWN | START | 64.77 | DOWN | 2,093,200.25 | 48.04 | -15 |
| 151 | BPP | 15.10 | 0.30 | 2.03 | DOWN | START | 16.11 | DOWN | 17,378.85 | 47.56 | -18 |
| 152 | PSH | 12.50 | 0.20 | 1.63 | DOWN | START | 13.31 | DOWN | 25,959.20 | 49.98 | -19 |
| 153 | SNC | 13.40 | 0.30 | 2.29 | DOWN | START | 14.08 | DOWN | 18,468.70 | 46.72 | -20 |
| 154 | PTTGC | 45.75 | 0.75 | 1.67 | DOWN | START | 49.03 | DOWN | 625,807.45 | 49.57 | -22 |

* การลงทุนมีความเสี่ยง ผู้ลงทุนควรศึกษาข้อมูลหรือขอคำปรึกษาจากผู้เชี่ยวชาญก่อนตัดสินใจลงทุน

pi Technical Daily

16 March 2023

| | | | | | | | | | | | | | |
|-----|--------|-------|------|------|------|-------|-------|------|-----------|-------|-----|--|--|
| 155 | TTW | 8.65 | 0.15 | 1.76 | DOWN | START | 9.07 | DOWN | 29,966.45 | 47.24 | -26 | | |
| 156 | NETBAY | 24.60 | 0.40 | 1.65 | DOWN | START | 26.75 | DOWN | 15,165.25 | 46.09 | -26 | | |
| 157 | SMPC | 12.20 | 0.20 | 1.67 | DOWN | START | 12.61 | DOWN | 13,034.60 | 47.98 | -28 | | |
| 158 | M | 53.50 | 0.50 | 0.94 | DOWN | START | 56.10 | DOWN | 52,793.20 | 49.80 | -35 | | |
| 159 | LPN | 4.18 | 0.06 | 1.46 | DOWN | START | 4.38 | DOWN | 14,783.55 | 48.12 | -39 | | |

| Class F | | | | | | | | | | | | | | |
|---------|--------|--------|--------|-------|-------------------|------------|--------|-------|--------------|----------|----------|--------|-------|--------|
| No. | Name | Last | Change | % | Pi Volatility Day | | | | SMA20 Value | | Position | H-Ashi | EMA75 | N-High |
| | | | | | Momentum | Start/Stop | Point | Trend | (‘000 Baht) | Pi Score | | | | |
| 160 | JAS | 1.90 | 0.13 | 7.34 | DOWN | START | 2.10 | DOWN | 68,733.15 | 38.95 | 24 | | | |
| 161 | BTS | 7.15 | 0.45 | 6.72 | UP | START | 7.17 | DOWN | 457,999.60 | 37.54 | 17 | | | |
| 162 | BRR | 6.10 | 0.30 | 5.17 | DOWN | START | 6.81 | DOWN | 10,188.00 | 39.80 | 13 | | | |
| 163 | B | 0.29 | 0.05 | 20.83 | DOWN | START | 0.30 | DOWN | 10,471.60 | 36.92 | 13 | | | |
| 164 | ALPHAX | 1.07 | 0.05 | 4.90 | DOWN | START | 1.22 | DOWN | 13,304.35 | 39.98 | 12 | | | |
| 165 | EA | 74.50 | 2.75 | 3.83 | DOWN | START | 79.93 | DOWN | 1,202,199.45 | 38.73 | 10 | | | |
| 166 | RABBIT | 0.96 | 0.07 | 7.87 | DOWN | START | 1.07 | DOWN | 23,934.50 | 36.29 | 8 | | | |
| 167 | ECL | 1.80 | 0.06 | 3.45 | DOWN | START | 1.94 | DOWN | 15,981.15 | 39.65 | 4 | | | |
| 168 | TQM | 33.00 | 1.25 | 3.94 | DOWN | START | 36.96 | DOWN | 61,636.15 | 36.11 | 3 | | | |
| 169 | FSMART | 10.60 | 0.40 | 3.92 | UP | START | 12.12 | DOWN | 106,844.65 | 38.80 | 2 | | | |
| 170 | XPG | 0.96 | 0.05 | 5.49 | DOWN | START | 1.11 | DOWN | 22,632.95 | 27.58 | 1 | | | |
| 171 | JKN | 2.96 | 0.08 | 2.78 | DOWN | START | 3.19 | DOWN | 13,191.25 | 39.66 | 0 | | | |
| 172 | HFT | 5.20 | 0.15 | 2.97 | UP | START | 5.59 | DOWN | 12,383.75 | 38.32 | 0 | | | |
| 173 | KISS | 6.80 | 0.20 | 3.03 | DOWN | START | 7.78 | DOWN | 30,521.00 | 38.15 | 0 | | | |
| 174 | ITD | 1.50 | 0.05 | 3.45 | DOWN | START | 1.64 | DOWN | 29,876.65 | 30.50 | 0 | | | |
| 175 | SGC | 3.12 | 0.10 | 3.31 | UP | START | 3.69 | DOWN | 239,691.85 | 37.51 | -1 | | | |
| 176 | TC | 8.85 | 0.25 | 2.91 | DOWN | START | 10.21 | DOWN | 23,634.15 | 37.37 | -3 | | | |
| 177 | PTL | 17.80 | 0.50 | 2.89 | DOWN | START | 19.45 | DOWN | 36,486.80 | 35.70 | -4 | | | |
| 178 | GUNKUL | 3.76 | 0.08 | 2.17 | DOWN | START | 4.21 | DOWN | 466,481.50 | 34.87 | -4 | | | |
| 179 | ASK | 27.00 | 0.75 | 2.86 | DOWN | START | 29.50 | DOWN | 52,571.05 | 36.21 | -5 | | | |
| 180 | SKR | 9.55 | 0.05 | 0.53 | DOWN | START | 10.48 | DOWN | 15,582.75 | 33.39 | -5 | | | |
| 181 | PTTEP | 144.50 | 2.50 | 1.76 | DOWN | START | 154.61 | DOWN | 1,467,752.30 | 39.68 | -7 | | | |
| 182 | JMT | 42.75 | 0.75 | 1.79 | UP | START | 48.26 | DOWN | 818,173.85 | 35.53 | -7 | | | |
| 183 | DCC | 2.26 | 0.04 | 1.80 | DOWN | START | 2.43 | DOWN | 42,850.35 | 39.34 | -8 | | | |

* การลงทุนมีความเสี่ยง ผู้ลงทุนควรศึกษาข้อมูลให้รอบคอบก่อนตัดสินใจลงทุน