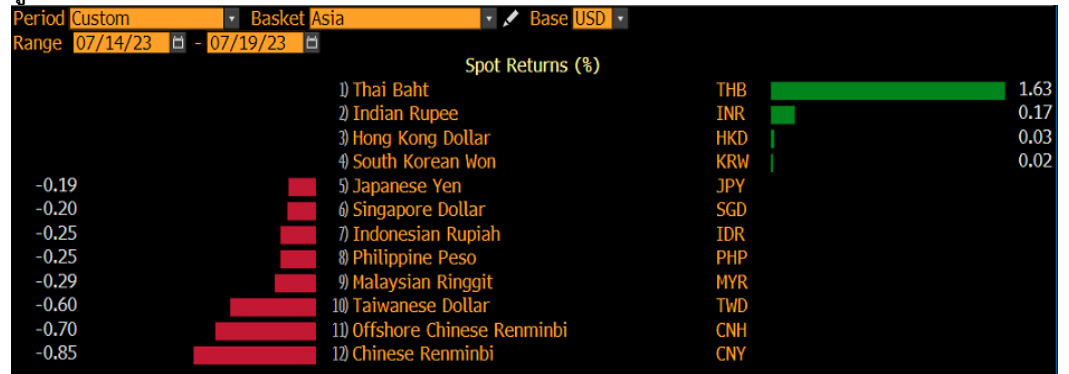


# Strategy

ณัฐชาติ เมฆมาสิน, CFA, FRM  
 เลขทะเบียนนักวิเคราะห์:  
 031379  
 nuttachart@trinitythai.com

**รูปที่ 1: เงินบาทของไทยนำโด่งสำหรับ Performance ในสัปดาห์นี้**



Source: Bloomberg

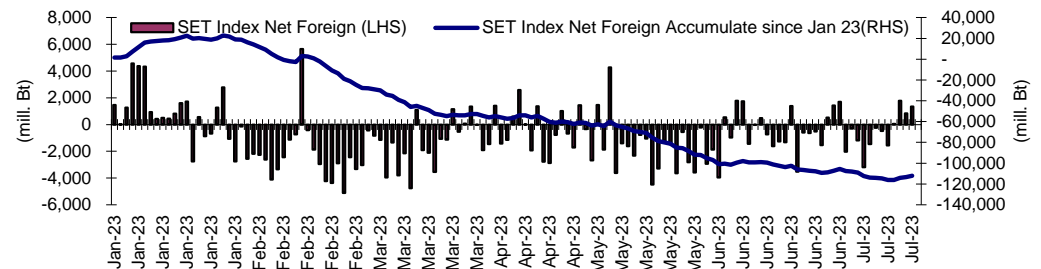
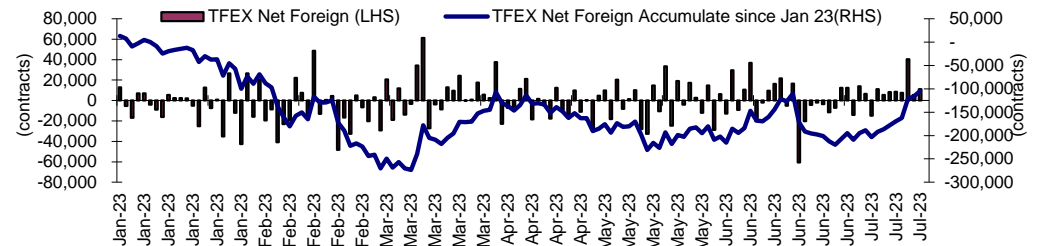
## Fund Flow

### Foreign Portfolio Investment in Equities (Asia ex. Japan)

	As at	Day	WTD Net	MTD Net	YTD Net
					Unit : US\$ mn
India	17-Jul	61.4	61.4	2,749.4	13,915.4
Indonesia	18-Jul	20.7	100.9	221.6	1,311.8
Malaysia	17-Jul	12.4	12.4	83.8	-845.5
Philippines	18-Jul	-1.3	2.6	42.6	-424.8
South Korea	19-Jul	-131.0	49.1	1,329.7	9,274.0
Sri Lanka	18-Jul	0.3	0.4	2.8	4.8
Taiwan	18-Jul	-320.5	-188.1	-1,478.8	9,768.5
Thailand	18-Jul	42.9	66.1	-176.8	-3,283.6
Vietnam	18-Jul	17.3	38.7	-73.3	-105.1

Source: Bloomberg

## Net Foreign



## Indicators to watch

	Last	Previous	% chg	1W Prior	1M Prior	Remark
VIX Index	13.30	13.48	-1.3%	-10.4%	-4.2%	+
Ted Spread	0.20	0.19	4.4%	3.1%	-35.3%	-
TTF (Thai Trust Fund)	11.27	11.25	0.2%	0.4%	6.1%	+
U.S. Dollar Index	99.92	99.88	0.0%	-2.0%	-2.3%	-
U.S. Bond Yield	3.78	3.80	-0.4%	-5.4%	0.4%	-
US Coal Index	7.5	6.87	9.2%	39.9%	58.2%	+
Emerging Asia Index (MXMS)	545.78	550.58	-0.9%	2.6%	0.5%	-

Source: Bloomberg, Aspen