

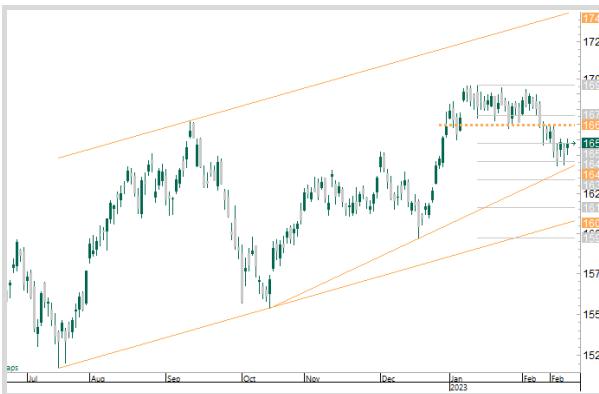
Analyst : Dethana Fangsaard

Registration No. 039656

Email : dethana.fa@pi.financial

## ลุ้นโอกาสรีบาวด์ต่อเนื่อง

SET คงลุ้นโอกาส จบการพักตัว และเกิดการรีบาวด์ต่อเนื่อง Smart Money ออกอาการกลับมาอยู่ฝั่ง Buy อย่างไรก็ตาม การบริหารจัดการความเสี่ยงยังเป็นเรื่องสำคัญ Low ล่าสุด หรือของรอบ จะเป็นจุด Stop Loss ที่สำคัญ เทรดเชิงเก็งกำไรรีบาวด์ก่อน เมื่อเข้าโซนแนวต้านให้ระมัดระวังแรงขายทำกำไรขาแรก

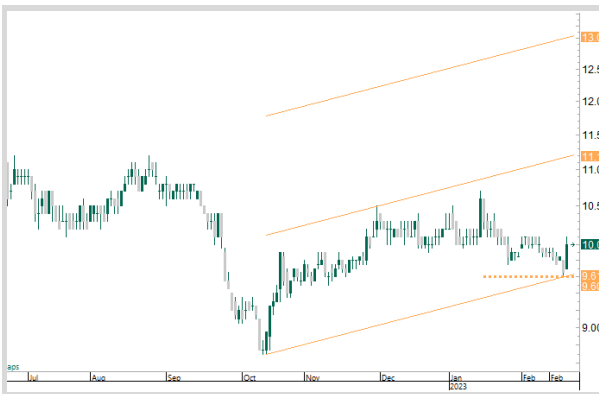


### SET

ตลาดหลักทรัพย์แห่งประเทศไทย

Resistance 1,660 / 1,670

Support 1,650 / 1,640



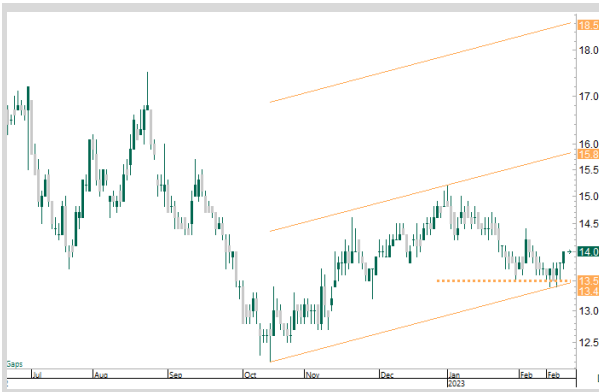
### BCPG, SET100 - ENER

บริษัท บีซีพีจี จำกัด (มหาชน)

Resistance 10.20 / 10.40

Support 9.90 / 9.80

Base Stop 9.60



### DOHOME, SET100 - COMM

บริษัท ดูโฮม จำกัด (มหาชน)

Resistance 14.20 / 14.40

Support 13.80 / 13.60

Base Stop 13.40

\* การลงทุนมีความเสี่ยง ผู้ลงทุนควรศึกษาข้อมูลให้รอบคอบก่อนตัดสินใจลงทุน

# Pi Technical Daily

21 February 2023



No.	Name	Last	Change	%	Momentum	Pi Volatility Day			SMA20 Value		
						Start/Stop	Point	Trend	( '000 Baht)	Pi Score	Position
1	PROF	352.04	4.13	1.19	UP	STOP	329.83	UP	159,123.00	66.74	0
2	ETRON	11,775.07	81.07	0.69	UP	START	12,388.83	UP	5,465,994.00	60.32	1
3	ICT	172.35	0.88	0.51	UP	STOP	166.47	UP	6,195,151.30	59.81	1
4	TOURISM	687.71	- 7.92	- 1.14	DOWN	STOP	673.02	UP	427,053.25	58.46	-2
5	AGRI	249.93	7.67	3.17	UP	STOP	240.71	UP	520,850.35	58.10	4
6	FASHION	720.91	0.42	0.06	DOWN	STOP	713.27	UP	218,711.25	54.29	-1
7	PROP	269.19	0.86	0.32	DOWN	STOP	264.46	UP	2,939,134.85	53.03	1
8	PERSON	117.87	3.58	3.13	UP	START	122.73	UP	245,602.65	52.94	4
9	SSET	1,092.58	11.24	1.04	DOWN	START	1,113.35	UP	3,573,353.90	52.56	2
10	PFNREIT	158.53	- 0.36	- 0.23	DOWN	START	161.81	UP	144,423.85	52.09	-3
11	HEALTH	7,369.05	22.29	0.30	UP	START	7,524.86	UP	2,277,308.25	52.00	-1
12	FOOD	12,717.45	- 31.28	- 0.25	DOWN	STOP	12,487.17	UP	3,851,509.50	50.73	-6
13	CONS	70.38	0.89	1.28	DOWN	START	73.12	UP	894,446.25	50.00	1
14	MEDIA	47.67	0.79	1.69	UP	START	48.94	UP	918,675.45	49.72	5
15	STEEL	37.57	0.34	0.91	UP	START	38.75	DOWN	42,879.50	47.82	5
16	INSUR	12,584.80	48.18	0.38	UP	START	12,793.43	DOWN	661,990.65	47.52	1
17	CONMAT	9,157.35	21.27	0.23	UP	START	9,417.75	DOWN	1,141,777.60	47.25	-1
18	PETRO	996.59	2.92	0.29	DOWN	STOP	990.11	DOWN	1,281,677.65	46.91	0
19	SET50	991.60	1.16	0.12	UP	START	1,013.34	DOWN	36,576,211.40	46.71	-6
20	AUTO	530.49	2.66	0.50	DOWN	START	544.31	DOWN	258,856.00	46.03	1
21	COMM	37,692.72	- 161.12	- 0.43	DOWN	START	39,238.79	DOWN	4,948,712.80	45.51	-6
22	BANK	382.35	5.50	1.46	UP	START	390.93	DOWN	6,661,494.85	45.38	4
23	SET100	2,230.43	6.31	0.28	UP	START	2,278.00	DOWN	47,749,756.70	44.40	-1
24	TRANS	364.57	2.36	0.65	DOWN	START	373.10	DOWN	3,169,829.90	44.28	0
25	FIN	4,452.45	85.00	1.95	UP	START	4,614.31	DOWN	4,672,229.10	43.85	2
26	HOME	25.00	0.11	0.44	DOWN	START	26.05	DOWN	66,912.65	43.71	-3
27	IMM	34.97	0.69	2.01	UP	START	37.24	DOWN	241,689.90	42.12	1
28	ENERG	23,979.83	- 50.87	- 0.21	UP	START	24,699.98	DOWN	10,540,950.60	40.07	-3
29	MAI	573.89	4.41	0.77	DOWN	START	595.67	DOWN	4,623,404.65	39.53	0
30	PKG	5,107.61	51.92	1.03	UP	START	5,304.76	DOWN	687,928.85	39.39	0
31	PAPER	4,191.56	-	-	DOWN	START	4,387.45	DOWN	7,325.30	35.31	0

## Bull Gauge

08

### Most 5 Aggressive Bulls

1. MEDIA - MACO MONO WAVE TKS VGI
2. STEEL
3. AGRI - STA NER GFPT
4. PERSON - STGT KISS
5. BANK

## Bear Gauge

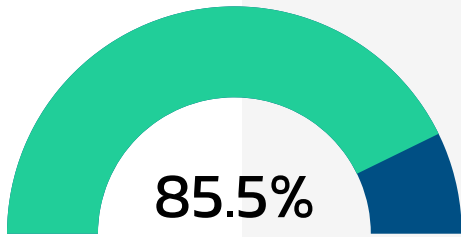
23

### Most 5 Aggressive Bears

1. COMM - CPALL
2. SET50
3. FOOD
4. ENERG
5. HOME - AJA

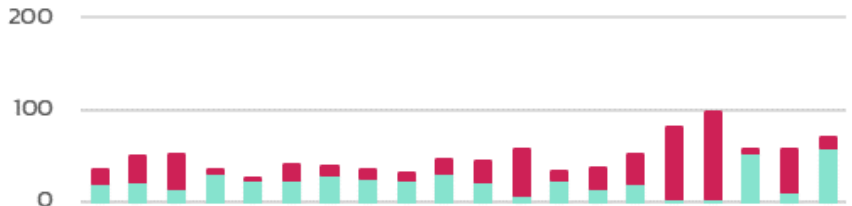
\* การลงทุนมีความเสี่ยง ผู้ลงทุนควรศึกษาข้อมูลให้รอบคอบก่อนตัดสินใจลงทุน

## Pi Meter Monitoring System

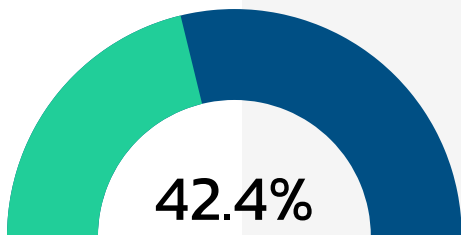


85.5%

3% Meter

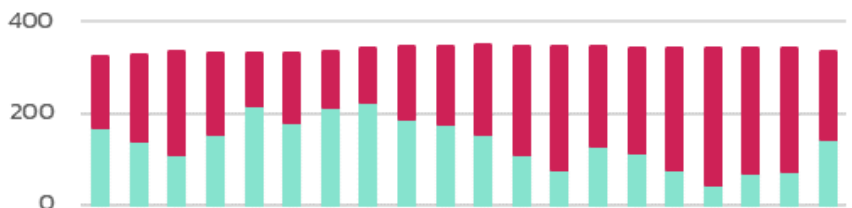


จำนวนสัดส่วน 3% : -3%, 59 : 10

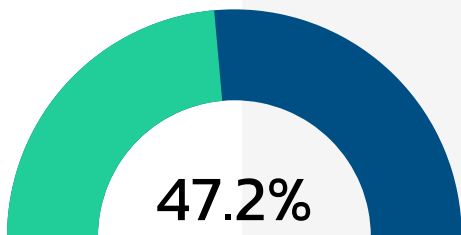


42.4%

Heikin-Ashi  
Meter

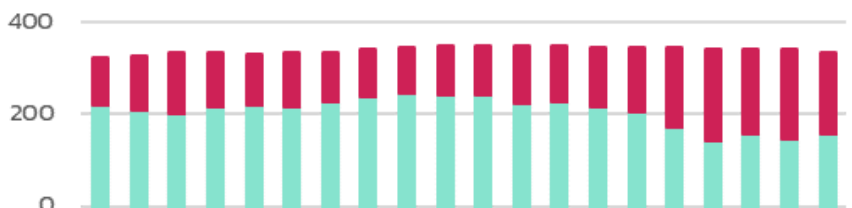


จำนวนสัดส่วน Up : Down, 142 : 193

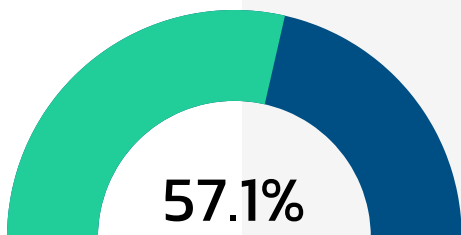


47.2%

EMA75 Meter

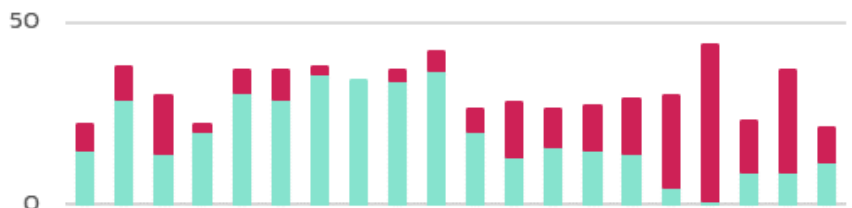


จำนวนสัดส่วน Up : Down, 158 : 177



57.1%

New High / New Low  
Meter



จำนวนสัดส่วน NH : NL, 12 : 9

\* การลงทุนมีความเสี่ยง ผู้ลงทุนควรศึกษาข้อมูลให้รอบคอบก่อนตัดสินใจลงทุน

# Pi Technical Daily

21 February 2023



Class B													Pi Volatility Day			SMA20 Value		
No.	Name	Last	Change	%	Momentum	Start/Stop	Point	Trend		('000 Baht)	Pi Score	Position	H-Ashi	EMA75	N-High			
1	SKY	28.75	3.25	12.75	UP	STOP	22.94	UP		212,850.05	78.59	1						

Class C													Pi Volatility Day			SMA20 Value		
No.	Name	Last	Change	%	Momentum	Start/Stop	Point	Trend		('000 Baht)	Pi Score	Position	H-Ashi	EMA75	N-High			
2	AUCT	10.50	0.70	7.14	UP	STOP	9.49	UP		16,975.75	60.78	43						
3	ARIP	1.33	0.13	10.83	UP	START	1.37	UP		23,195.50	60.46	33						
4	BBL	165.00	4.50	2.80	UP	STOP	157.78	UP		1,638,723.55	63.85	18						
5	STA	25.00	1.20	5.04	UP	STOP	22.37	UP		222,656.20	64.30	16						
6	SNNP	25.50	1.10	4.51	DOWN	STOP	23.63	UP		143,307.10	62.51	15						
7	GLORY	4.30	0.46	11.98	UP	STOP	3.50	UP		22,506.40	68.01	13						
8	AP	12.30	0.30	2.50	UP	STOP	11.35	UP		283,626.45	61.04	12						
9	TASCO	18.80	0.30	1.62	UP	STOP	17.70	UP		143,956.50	61.39	7						
10	AEONTS	201.00	2.50	1.26	UP	STOP	192.43	UP		84,494.35	61.79	6						
11	WAVE	0.23	0.01	4.55	DOWN	STOP	0.18	UP		46,128.30	60.31	6						
12	PRI	33.75	1.75	5.47	UP	STOP	30.39	UP		64,150.45	66.27	4						
13	PLANB	9.30	0.10	1.09	UP	STOP	8.47	UP		291,747.55	64.41	2						
14	SISB	26.00	0.50	1.96	UP	STOP	23.89	UP		49,654.75	65.59	1						
15	TRC	0.77	-	-	DOWN	STOP	0.65	UP		267,807.85	65.28	-1						
16	MTW	6.15	-	-	DOWN	STOP	5.62	UP		75,249.45	61.49	-2						
17	DELTA	958.00	6.00	0.63	UP	STOP	872.96	UP		2,606,511.05	61.00	-2						
18	ADVANC	209.00	-	-	DOWN	STOP	200.07	UP		1,232,270.55	61.93	-4						

Class D													Pi Volatility Day			SMA20 Value		
No.	Name	Last	Change	%	Momentum	Start/Stop	Point	Trend		('000 Baht)	Pi Score	Position	H-Ashi	EMA75	N-High			
19	TTB	1.40	0.04	2.94	DOWN	START	1.45	UP		293,880.05	50.73	86						
20	BLA	31.00	1.25	4.20	UP	STOP	28.24	UP		134,086.10	53.95	81						
21	ILINK	7.65	0.25	3.38	UP	START	7.95	UP		13,126.65	54.10	63						
22	TOA	33.50	1.25	3.88	DOWN	START	35.33	UP		49,550.60	50.04	58						
23	MACO	0.59	0.03	5.36	DOWN	STOP	0.54	UP		11,802.80	54.94	54						
24	TKS	13.10	0.50	3.97	UP	START	13.82	UP		51,678.30	54.59	52						
25	CHAYO	9.50	0.40	4.40	DOWN	START	10.17	UP		43,605.10	53.09	52						
26	S	1.98	0.05	2.59	UP	STOP	1.92	UP		19,450.75	54.65	50						
27	ALPHAX	1.38	0.05	3.76	UP	STOP	1.21	UP		15,380.20	53.80	42						
28	DMT	12.20	0.30	2.52	DOWN	START	13.18	UP		27,972.20	52.80	42						
29	MONO	1.73	0.08	4.85	DOWN	START	1.91	UP		69,555.80	54.63	41						
30	INSET	3.80	0.18	4.97	UP	STOP	3.44	UP		38,952.60	56.81	40						
31	UPA	0.24	0.01	4.35	UP	STOP	0.21	UP		20,198.35	51.93	40						
32	TRUBB	2.02	0.05	2.54	UP	START	2.18	UP		15,899.95	50.59	40						
33	SITHAI	1.82	0.11	6.43	UP	STOP	1.59	UP		35,104.40	59.87	35						
34	BRI	11.90	0.50	4.39	UP	STOP	10.87	UP		40,080.65	58.07	33						
35	SAWAD	55.75	2.50	4.69	UP	START	58.63	UP		511,176.75	57.09	30						
36	RATCH	42.75	0.50	1.18	DOWN	START	44.42	UP		125,027.25	50.86	29						
37	WPH	4.44	0.18	4.23	DOWN	START	4.80	UP		35,051.45	56.85	25						
38	BPP	16.80	0.30	1.82	UP	START	17.37	UP		26,081.45	53.89	25						
39	TEAM	8.10	0.25	3.18	DOWN	START	9.49	UP		156,261.80	52.00	24						
40	BCP	34.50	0.50	1.47	DOWN	START	36.73	UP		207,836.65	51.83	24						
41	D	6.70	0.25	3.88	UP	STOP	6.12	UP		15,728.00	56.45	23						
42	KISS	9.70	0.35	3.74	UP	STOP	9.14	UP		45,456.45	55.75	23						
43	IND	1.86	0.06	3.33	DOWN	STOP	1.74	UP		19,372.40	54.10	22						
44	KGI	5.10	0.05	0.99	DOWN	STOP	4.97	UP		19,327.85	53.08	22						
45	TEGH	5.30	0.10	1.92	DOWN	START	6.03	UP		154,243.45	51.62	22						
46	TSE	2.52	0.06	2.44	UP	START	2.59	UP		10,062.10	56.51	21						
47	TVO	29.00	0.25	0.87	DOWN	STOP	27.96	UP		23,747.20	51.84	21						

\* การลงทุนมีความเสี่ยง ผู้ลงทุนควรศึกษาข้อมูลให้รอบคอบก่อนตัดสินใจลงทุน

# Pi Technical Daily

21 February 2023



48	CMAN	2.28	0.08	3.64	UP	STOP	2.07	UP	10,392.25	59.26	20		
49	AU	12.00	0.20	1.69	DOWN	STOP	11.69	UP	28,626.95	52.63	19		
50	NCAP	4.70	0.22	4.91	UP	STOP	4.21	UP	142,218.80	57.94	18		
51	FORTH	43.50	1.50	3.57	UP	STOP	38.50	UP	288,024.70	54.39	18		
52	NSL	25.00	0.70	2.88	UP	STOP	23.97	UP	27,988.40	58.83	16		
53	ITNS	4.70	0.12	2.62	UP	START	5.08	UP	22,471.65	55.56	15		
54	ASW	8.30	0.10	1.22	UP	STOP	8.08	UP	18,578.00	53.61	12		
55	THREL	5.20	0.10	1.96	DOWN	STOP	4.87	UP	23,388.35	58.11	11		
56	DDD	17.90	0.40	2.29	DOWN	STOP	16.78	UP	13,964.40	55.92	11		
57	BAREIT	10.80	0.10	0.93	DOWN	STOP	10.59	UP	10,179.15	54.04	11		
58	ZEN	17.30	0.20	1.17	UP	START	18.79	UP	13,290.85	50.98	11		
59	KTC	58.50	0.50	0.86	UP	START	59.33	UP	314,105.90	50.40	11		
60	ICHI	12.50	0.20	1.63	UP	STOP	11.45	UP	60,781.20	58.87	8		
61	A5	3.84	0.04	1.05	DOWN	STOP	3.69	UP	17,496.75	51.52	7		
62	KTMS	4.04	0.04	1.00	DOWN	STOP	3.95	UP	15,970.40	51.43	7		
63	QH	2.34	0.02	0.86	DOWN	STOP	2.27	UP	35,551.25	52.92	6		
64	BTS GIF	3.92	0.02	0.51	DOWN	STOP	3.77	UP	12,633.95	52.08	6		
65	MBK	18.10	0.10	0.56	DOWN	STOP	17.27	UP	42,569.25	51.97	6		
66	MAKRO	40.25	0.25	0.62	UP	START	42.40	UP	465,320.40	51.04	6		
67	THG	69.25	0.50	0.73	UP	START	71.68	UP	193,904.95	52.33	5		
68	TKT	2.94	0.04	1.38	DOWN	START	3.62	UP	94,568.15	51.12	5		
69	SIRI	1.85	0.03	1.65	UP	STOP	1.75	UP	452,518.35	57.57	4		
70	UV	3.30	0.04	1.23	DOWN	START	3.56	UP	57,577.85	55.02	4		
71	HMPRO	14.80	0.10	0.68	DOWN	START	15.40	UP	269,167.30	50.21	3		
72	BCH	21.40	0.20	0.94	UP	STOP	21.66	UP	194,833.00	55.86	2		
73	PDJ	3.50	0.04	1.16	DOWN	START	3.94	UP	24,211.80	52.63	2		
74	PTTGC	49.00	0.25	0.51	DOWN	STOP	47.77	UP	734,022.00	51.76	2		
75	TQM	41.00	0.25	0.61	DOWN	START	43.41	UP	56,829.20	50.43	2		
76	THCOM	15.80	0.20	1.28	DOWN	STOP	14.70	UP	194,655.95	55.28	1		
77	TNITY	7.55	0.05	0.67	UP	STOP	7.41	DOWN	10,964.40	50.26	1		
78	TMC	3.64	0.04	1.11	DOWN	STOP	3.59	UP	115,460.55	56.22	0		
79	HANA	58.00	0.75	1.31	DOWN	START	64.48	UP	785,956.90	54.84	0		
80	LH	9.80	0.05	0.51	UP	STOP	9.58	UP	238,547.95	52.96	0		
81	PRM	7.90	0.05	0.64	UP	STOP	7.40	UP	79,295.80	57.45	-1		
82	AMANAH	3.92	0.02	0.51	UP	STOP	3.78	DOWN	13,106.20	50.25	-1		
83	TTW	9.50	0.05	0.53	UP	STOP	9.26	UP	25,594.40	53.43	-2		
84	POLY	12.40	-	-	UP	STOP	11.15	UP	49,155.95	57.60	-3		
85	GBX	1.02	0.01	0.99	DOWN	STOP	0.95	UP	15,725.35	53.87	-4		
86	ORI	11.80	-	-	UP	STOP	11.26	UP	73,431.80	55.31	-8		
87	PR9	20.10	- 0.10	- 0.50	DOWN	STOP	18.76	UP	36,232.35	56.41	-10		
88	OTO	17.10	-	-	DOWN	START	19.18	UP	71,752.25	52.78	-10		
89	TKN	11.00	-	-	DOWN	STOP	10.73	UP	73,308.25	51.04	-11		
90	FTREIT	11.10	-	-	DOWN	START	11.74	UP	10,808.80	51.54	-14		
91	CHG	3.94	- 0.02	- 0.51	UP	STOP	3.75	UP	159,423.40	56.34	-15		
92	BM	5.00	- 0.05	- 0.99	DOWN	STOP	4.62	UP	21,812.75	56.59	-16		
93	AQUA	0.67	-	-	UP	START	0.69	UP	15,078.20	52.73	-16		
94	NOBLE	5.40	-	-	DOWN	STOP	5.32	UP	16,174.45	50.66	-18		
95	III	14.90	- 0.20	- 1.32	UP	START	15.20	UP	69,018.05	55.00	-21		
96	INTUCH	75.50	-	-	UP	STOP	72.05	UP	197,850.55	53.40	-22		
97	OSP	30.75	- 0.75	- 2.38	UP	STOP	29.28	UP	291,341.25	58.03	-25		
98	WHART	11.30	- 0.10	- 0.88	DOWN	STOP	11.21	UP	13,609.10	52.99	-30		
99	CBG	102.50	- 2.50	- 2.38	DOWN	STOP	98.34	UP	329,975.90	54.23	-44		

\* การลงทุนมีความเสี่ยง ผู้ลงทุนควรศึกษาข้อมูลให้รอบคอบก่อนตัดสินใจลงทุน

# Pi Technical Daily

21 February 2023



Class E		Pi Volatility Day						SMA20 Value						
No.	Name	Last	Change	%	Momentum	Start/Stop	Point	Trend	('000 Baht)	Pi Score	Position	H-Ashi	EMA75	N-High
100	BCPG	10.00	0.35	3.63	UP	START	10.22	DOWN	33,892.20	49.65	96			
101	KTB	17.20	0.50	2.99	UP	START	17.62	DOWN	628,914.25	47.24	65			
102	TIPH	50.00	1.75	3.63	UP	STOP	47.82	DOWN	185,579.60	48.77	59			
103	NER	6.05	0.20	3.42	UP	START	6.23	DOWN	66,176.80	47.97	49			
104	VGI	4.48	0.16	3.70	DOWN	START	4.81	DOWN	154,506.10	48.24	47			
105	TSR	4.02	0.24	6.35	UP	START	4.33	DOWN	34,629.95	49.52	46			
106	SUPER	0.62	0.02	3.33	UP	START	0.66	DOWN	32,282.00	43.29	37			
107	TU	16.00	0.30	1.91	UP	START	16.50	DOWN	282,146.05	42.79	37			
108	NWR	0.77	0.02	2.67	DOWN	START	0.83	DOWN	10,714.50	47.38	31			
109	STEC	13.20	0.30	2.33	UP	START	13.91	UP	113,946.50	49.34	30			
110	GFPT	12.50	0.40	3.31	UP	START	13.21	DOWN	45,001.85	42.91	30			
111	PSL	14.00	0.60	4.48	DOWN	START	14.76	DOWN	172,993.30	41.54	29			
112	UBE	1.52	0.03	2.01	DOWN	STOP	1.49	DOWN	20,541.25	47.93	24			
113	ASK	31.25	1.00	3.31	UP	START	33.02	DOWN	47,340.85	41.10	24			
114	BEM	9.30	0.15	1.64	DOWN	START	9.72	DOWN	630,440.95	45.63	23			
115	BBIK	115.50	4.00	3.59	DOWN	START	126.78	DOWN	69,731.30	44.79	21			
116	AMARC	2.86	0.08	2.88	DOWN	START	3.14	DOWN	19,212.65	43.24	21			
117	MTC	35.00	1.00	2.94	DOWN	START	38.28	DOWN	534,788.25	42.19	21			
118	TPIPP	3.38	0.04	1.20	UP	START	3.47	DOWN	13,589.25	47.52	20			
119	SAMART	5.40	0.15	2.86	DOWN	STOP	4.94	DOWN	40,005.60	46.97	20			
120	TGE	1.75	0.03	1.74	DOWN	START	1.84	DOWN	13,336.10	45.26	20			
121	TEAMG	10.20	0.60	6.25	DOWN	START	11.69	DOWN	118,780.65	41.98	20			
122	DOHOME	14.00	0.20	1.45	UP	START	14.56	DOWN	111,241.10	49.17	18			
123	SYNEX	16.40	0.30	1.86	UP	START	17.29	DOWN	33,008.10	47.78	18			
124	YGG	8.15	0.20	2.52	DOWN	START	8.78	DOWN	16,301.45	43.57	18			
125	ITEL	3.80	0.08	2.15	DOWN	START	4.13	DOWN	31,300.90	48.75	17			
126	CK	22.50	0.30	1.35	UP	START	23.04	DOWN	103,371.95	45.25	17			
127	M	55.00	0.75	1.38	DOWN	START	57.31	DOWN	69,117.55	43.18	17			
128	TFG	5.35	0.10	1.90	UP	START	5.66	DOWN	40,588.10	48.83	16			
129	KKP	67.50	1.00	1.50	UP	START	69.88	DOWN	498,066.85	42.44	16			
130	KCE	47.25	1.25	2.72	DOWN	START	52.21	DOWN	1,637,899.70	46.74	15			
131	BE8	59.00	1.50	2.61	DOWN	START	65.03	DOWN	189,553.60	45.58	15			
132	TH	2.24	0.12	5.66	UP	START	2.61	DOWN	84,120.85	41.40	15			
133	SAT	20.70	0.30	1.47	DOWN	START	21.53	DOWN	20,555.20	47.74	14			
134	THANI	4.06	0.06	1.50	UP	START	4.19	DOWN	82,227.20	46.15	13			
135	SUSCO	3.84	0.08	2.13	UP	START	4.02	DOWN	26,674.80	45.48	13			
136	CV	1.74	0.03	1.75	DOWN	START	1.87	DOWN	25,689.10	45.49	11			
137	ZIGA	3.48	0.06	1.75	DOWN	START	3.80	DOWN	12,203.50	43.67	11			
138	ANAN	1.41	0.02	1.44	DOWN	START	1.54	DOWN	20,584.65	48.93	10			
139	BBGI	6.45	0.10	1.57	DOWN	START	6.87	DOWN	11,106.80	46.44	10			
140	LPN	4.32	0.06	1.41	DOWN	START	4.48	DOWN	13,483.75	40.50	10			
141	UKEM	1.57	0.03	1.95	DOWN	STOP	1.53	DOWN	20,021.50	45.91	9			
142	KWI	2.52	0.08	3.28	DOWN	START	2.92	DOWN	21,111.80	42.07	9			
143	JTS	40.75	1.50	3.82	UP	START	46.33	DOWN	63,431.45	43.93	8			
144	FSMART	12.60	0.40	3.28	DOWN	START	14.74	DOWN	196,003.55	40.59	8			
145	SCB	100.50	1.25	1.26	UP	START	103.81	DOWN	988,246.20	40.13	8			
146	CHO	0.40	0.01	2.56	DOWN	START	0.49	DOWN	18,284.00	49.24	7			
147	AAI	6.80	0.10	1.49	DOWN	START	7.33	DOWN	77,846.45	43.03	7			
148	RCL	29.75	0.50	1.71	UP	START	31.60	DOWN	104,381.15	46.72	6			
149	AKP	2.12	0.04	1.92	DOWN	START	2.43	DOWN	12,033.50	46.25	6			
150	CPH	30.75	0.75	2.50	DOWN	START	34.61	DOWN	25,011.90	45.09	6			
151	APCO	5.20	0.05	0.97	DOWN	START	6.02	UP	13,798.60	49.86	5			
152	DPAINT	10.00	0.20	2.04	DOWN	STOP	9.41	DOWN	20,827.15	48.14	5			

\* การลงทุนมีความเสี่ยง ผู้ลงทุนควรศึกษาข้อมูลให้รอบคอบก่อนตัดสินใจลงทุน

# Pi Technical Daily

21 February 2023



153	SICT	8.20	0.10	1.23	DOWN	START	8.90	DOWN	16,259.85	47.75	3		
154	RBF	12.70	0.20	1.60	UP	START	13.42	DOWN	50,594.65	47.42	3		
155	WICE	10.40	0.20	1.96	DOWN	START	11.29	DOWN	73,754.65	45.03	3		
156	JAS	2.32	0.02	0.87	UP	START	2.40	DOWN	49,139.80	49.34	2		
157	MEGA	48.00	0.50	1.05	DOWN	START	51.35	DOWN	121,778.55	47.81	2		
158	MAJOR	18.20	0.20	1.11	UP	STOP	17.73	DOWN	44,664.90	47.05	1		
159	SMT	5.15	0.05	0.98	DOWN	START	5.75	DOWN	32,271.45	49.13	0		
160	SABUY	12.10	0.20	1.68	DOWN	STOP	11.73	DOWN	288,061.65	47.56	0		
161	FTI	2.18	0.02	0.93	DOWN	START	2.48	DOWN	14,311.75	49.23	-1		
162	HUMAN	11.80	0.10	0.85	DOWN	START	12.85	DOWN	34,521.30	49.20	-1		
163	CMO	4.98	0.12	2.47	DOWN	START	5.98	DOWN	30,342.55	47.73	-1		
164	AIT	6.10	0.05	0.83	DOWN	START	6.63	DOWN	23,712.00	43.93	-1		
165	PTTEP	160.50	1.50	0.94	UP	START	167.87	DOWN	1,756,503.30	41.29	-1		
166	BEC	9.55	0.05	0.53	UP	START	10.02	DOWN	35,960.60	41.54	-2		
167	TC	11.80	0.20	1.72	DOWN	START	12.84	DOWN	14,671.10	47.34	-3		
168	SCGP	52.25	0.25	0.48	UP	START	54.92	DOWN	541,962.50	42.70	-3		
169	ACE	2.48	0.02	0.81	UP	START	2.60	DOWN	48,739.25	40.81	-3		
170	HPT	0.92	0.01	1.10	DOWN	STOP	0.89	DOWN	28,294.95	48.09	-4		
171	WHAUP	4.04	0.02	0.50	DOWN	START	4.23	DOWN	11,303.55	48.81	-5		
172	BEAUTY	1.38	0.01	0.73	DOWN	START	1.51	DOWN	57,291.90	49.39	-6		
173	AMATA	19.90	0.10	0.51	DOWN	START	20.91	DOWN	143,631.95	48.88	-6		
174	AOT	73.00	0.50	0.69	UP	START	74.52	DOWN	1,314,982.65	46.89	-6		
175	AH	29.50	0.25	0.85	DOWN	START	31.97	DOWN	60,728.10	45.59	-7		
176	CPNREIT	18.40	0.10	0.55	DOWN	START	19.21	DOWN	39,223.90	44.23	-7		
177	PLUS	8.35	0.10	1.21	DOWN	START	9.26	DOWN	60,165.35	46.13	-8		
178	SSP	9.45	0.05	0.53	DOWN	START	9.89	DOWN	18,286.20	40.00	-8		
179	SVI	9.20	0.10	1.10	DOWN	START	10.21	DOWN	99,629.75	47.18	-9		
180	OR	22.50	-	-	UP	STOP	21.29	DOWN	530,956.25	42.12	-11		
181	ILM	18.10	0.10	0.56	DOWN	START	19.31	DOWN	17,334.55	45.94	-12		
182	IRPC	3.08	-	-	DOWN	STOP	2.99	DOWN	234,922.75	49.90	-13		
183	KJL	16.60	-	-	UP	STOP	15.51	UP	28,678.70	47.82	-16		
184	PRINC	5.95	-	-	DOWN	START	6.47	DOWN	33,547.95	47.62	-19		
185	TACC	6.40	-	-	DOWN	START	6.85	DOWN	11,456.55	47.13	-27		
186	PTG	14.10	- 0.10	- 0.70	UP	STOP	13.10	DOWN	187,710.65	49.55	-30		
187	TPIPL	1.74	- 0.02	- 1.14	DOWN	START	1.83	DOWN	19,054.95	44.18	-42		
188	PSG	1.14	- 0.04	- 3.39	DOWN	START	1.23	DOWN	36,518.55	41.06	-45		
189	TFFIF	7.90	- 0.05	- 0.63	DOWN	START	8.21	UP	20,628.60	49.83	-59		

\* การลงทุนมีความเสี่ยง ผู้ลงทุนควรศึกษาข้อมูลให้รอบคอบก่อนตัดสินใจลงทุน

# Pi Technical Daily

21 February 2023



Class F			Pi Volatility Day					SMA20 Value			H-Ashi	EMA/5	N-High	
No.	Name	Last	Change	%	Momentum	Start/Stop	Point	Trend	(‘000 Baht)	Pi Score	Position			
190	SGC	3.86	0.26	7.22	DOWN	START	4.45	DOWN	301,865.95	39.82	11			
191	SINGER	21.50	4.20	24.28	UP	START	22.00	DOWN	533,508.55	35.91	9			
192	PTL	20.20	1.40	7.45	DOWN	START	21.56	DOWN	64,816.35	36.15	6			
193	LANNA	15.50	0.30	1.97	DOWN	START	16.28	DOWN	22,355.50	37.36	4			
194	KGEN	1.55	0.08	5.44	DOWN	START	1.79	DOWN	10,077.10	36.75	3			
195	SKR	10.30	1.20	13.19	DOWN	START	11.09	DOWN	11,540.55	31.78	3			
196	BANPU	11.10	0.20	1.83	UP	START	11.84	DOWN	1,420,151.05	37.19	2			
197	ADD	9.80	0.20	2.08	DOWN	START	11.17	DOWN	30,802.10	38.79	0			
198	ASIAN	13.20	0.10	0.76	DOWN	START	13.90	DOWN	12,640.70	37.92	0			
199	DITTO	44.00	2.00	4.76	DOWN	START	50.47	DOWN	114,294.55	36.73	0			
200	JMT	47.50	1.75	3.83	UP	START	52.78	DOWN	1,189,161.15	34.03	0			
201	JMART	29.25	2.00	7.34	DOWN	START	32.87	DOWN	643,627.00	30.39	0			
202	RABBIT	1.15	0.01	0.88	UP	START	1.25	DOWN	34,306.50	39.46	-1			
203	CKP	4.36	0.04	0.93	DOWN	START	4.56	DOWN	72,216.70	39.38	-1			
204	ESSO	9.10	0.20	2.25	UP	START	9.52	DOWN	155,400.75	35.29	-1			
205	DCC	2.38	0.06	2.59	DOWN	START	2.52	DOWN	48,938.30	30.28	-2			
206	KEX	15.70	0.20	1.29	DOWN	START	16.98	DOWN	72,430.60	34.80	-4			
207	UBA	1.76	0.02	1.15	DOWN	START	1.97	DOWN	18,778.85	35.65	-6			
208	GLOBAL	19.00	-	-	DOWN	START	20.39	DOWN	265,632.80	39.73	-16			
209	XPG	1.31	-	-	DOWN	START	1.42	DOWN	24,005.00	39.38	-16			

\* การลงทุนมีความเสี่ยง ผู้ลงทุนควรศึกษาข้อมูลให้รอบคอบก่อนตัดสินใจลงทุน