

Analyst : Dethana Fangsaard

Registration No. 039656

Email : dethana.fa@pi.financial

รีบาวด์ต่อเนื่อง

SET จบการพักตัว และเกิดการรีบาวด์ต่อเนื่อง Smart Money กลับมาอยู่ฝั่ง Buy อย่างไรก็ตาม การบริหารจัดการความเสี่ยงยังเป็นเรื่องสำคัญพยายาม Let's Profit Run ทำ Trailing Stop ขยับเลื่อนจุด Stop ตามเทรนด์เชิงเท็งทำรีบาวด์ เมื่อเข้าโซนแนวต้านให้ระมัดระวังแรงขายทำกำไร



SET

ตลาดหลักทรัพย์แห่งประเทศไทย

Resistance 1,680 / 1,690

Support 1,660 / 1,650



STEC, SET - CONS

บริษัท ซีโน-ไทย เอ็นจีเนียริ่งแอนด์คอนสตรัคชั่น จำกัด (มหาชน)

Resistance 13.90 / 14.10

Support 13.50 / 13.30

Base Stop 12.70



COM7, SET50 - COMM

บริษัท คอมเซเว่น จำกัด (มหาชน)

Resistance 31.50 / 32.00

Support 30.00 / 29.50

Base Stop 28.75

* การลงทุนมีความเสี่ยง ผู้ลงทุนควรศึกษาข้อมูลให้รอบคอบก่อนตัดสินใจลงทุน

Pi Technical Daily

22 February 2023



No.	Name	Last	Change	%	Momentum	Pi Volatility Day			SMA20 Value		
						Start/Stop	Point	Trend	(‘000 Baht)	Pi Score	Position
1	PROF	345.06	- 6.98	- 1.98	UP	STOP	329.83	UP	158,464.55	62.44	0
2	ETRON	11,914.89	139.82	1.19	UP	START	12,388.83	UP	5,200,732.85	60.64	0
3	ICT	173.09	0.74	0.43	UP	STOP	166.90	UP	6,275,447.85	58.76	0
4	AGRI	251.91	1.98	0.79	UP	STOP	240.71	UP	522,831.05	58.33	1
5	TOURISM	689.44	1.73	0.25	DOWN	STOP	673.02	UP	417,206.45	57.52	-1
6	SSET	1,104.46	11.88	1.09	UP	START	1,113.35	UP	3,566,764.50	54.30	3
7	PROP	271.05	1.86	0.69	UP	STOP	264.46	UP	3,051,684.50	53.13	0
8	FOOD	12,862.19	144.74	1.14	UP	STOP	12,487.17	UP	3,838,476.10	52.97	4
9	FASHION	720.63	- 0.28	- 0.04	DOWN	STOP	713.27	UP	216,291.30	52.58	-3
10	PERSON	117.87	-	-	UP	START	122.73	UP	251,231.15	52.04	-2
11	CONS	71.48	1.10	1.56	UP	START	73.12	UP	897,596.95	51.91	2
12	MEDIA	48.26	0.59	1.24	UP	START	48.94	UP	917,608.45	50.95	2
13	PFNREIT	158.95	0.42	0.26	DOWN	START	161.81	UP	138,968.35	50.92	-3
14	HEALTH	7,376.26	7.21	0.10	UP	START	7,524.86	UP	2,274,424.50	50.61	-3
15	COMM	38,378.03	685.31	1.82	UP	START	39,238.79	UP	5,077,424.45	49.34	6
16	INSUR	12,685.13	100.33	0.80	UP	START	12,793.43	DOWN	624,325.75	47.83	0
17	STEEL	37.73	0.16	0.43	UP	START	38.75	DOWN	41,293.75	47.20	-2
18	PETRO	1,001.47	4.88	0.49	DOWN	STOP	990.11	DOWN	1,259,882.30	46.59	0
19	SET50	997.76	6.16	0.62	UP	START	1,013.34	UP	37,024,983.80	46.34	0
20	CONMAT	9,176.56	19.21	0.21	UP	START	9,417.75	DOWN	1,141,033.25	46.09	-3
21	AUTO	533.26	2.77	0.52	UP	START	544.31	DOWN	252,717.55	45.65	-1
22	HOME	25.30	0.30	1.20	UP	START	26.05	DOWN	65,973.35	45.07	4
23	BANK	384.41	2.06	0.54	UP	START	390.93	DOWN	7,027,745.60	45.03	-1
24	SET100	2,244.56	14.13	0.63	UP	START	2,278.00	UP	48,154,341.65	44.07	-1
25	TRANS	366.21	1.64	0.45	UP	START	373.10	DOWN	3,094,580.05	43.74	-1
26	FIN	4,467.28	14.83	0.33	UP	START	4,614.31	DOWN	4,716,522.10	43.35	-1
27	IMM	34.64	- 0.33	- 0.94	UP	START	37.24	DOWN	221,927.75	40.68	0
28	PKG	5,161.48	53.87	1.05	UP	START	5,304.76	DOWN	626,266.05	40.42	2
29	MAI	576.99	3.10	0.54	UP	START	595.67	DOWN	4,600,293.55	39.31	0
30	ENERG	24,049.83	70.00	0.29	DOWN	START	24,694.19	DOWN	10,801,013.65	38.96	-2
31	PAPER	4,219.70	28.14	0.67	DOWN	START	4,387.45	DOWN	7,307.00	35.34	0

Bull Gauge

08

Most 5 Aggressive Bulls

1. COMM - SVT COM7 KAMART
2. FOOD - AAI TKN SAPPE OSP ITC RBF
3. HOME
4. SSET
5. CONS - STI TEAMG STPI NWR STEC

Bear Gauge

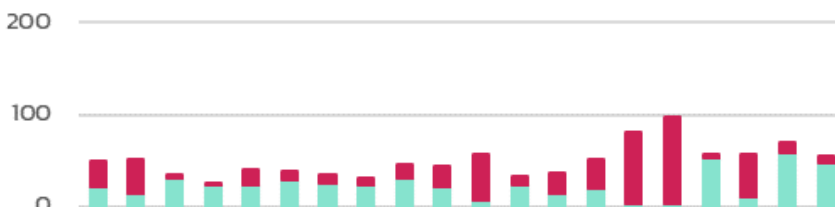
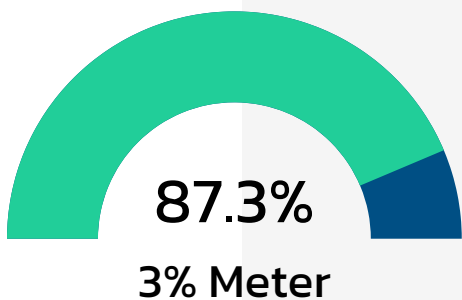
23

Most 5 Aggressive Bears

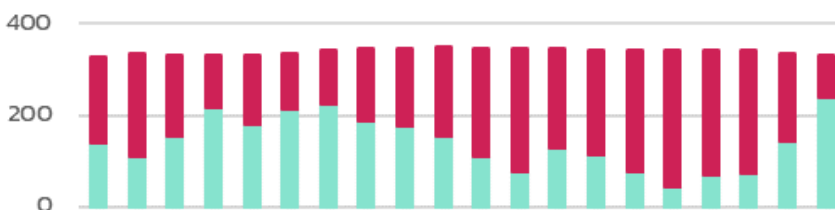
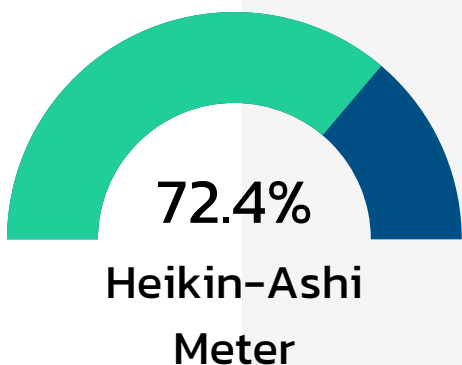
1. CONMAT
2. HEALTH
3. PFNREIT
4. FASHION
5. ENERG

* การลงทุนมีความเสี่ยง ผู้ลงทุนควรศึกษาข้อมูลให้รอบคอบก่อนตัดสินใจลงทุน

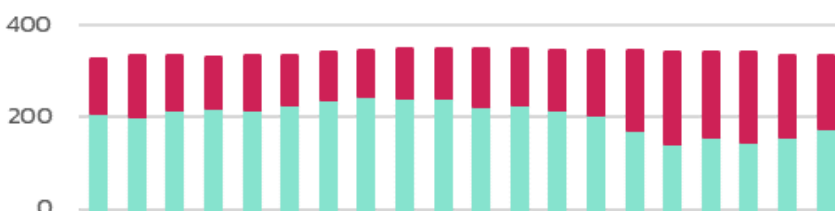
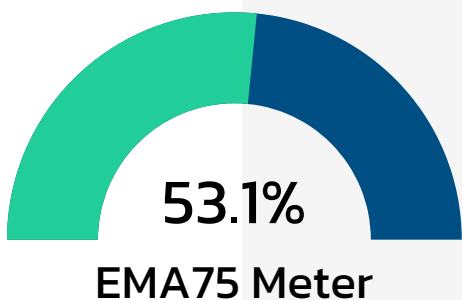
Pi Meter Monitoring System



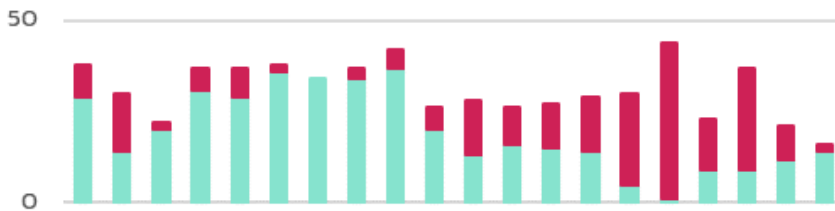
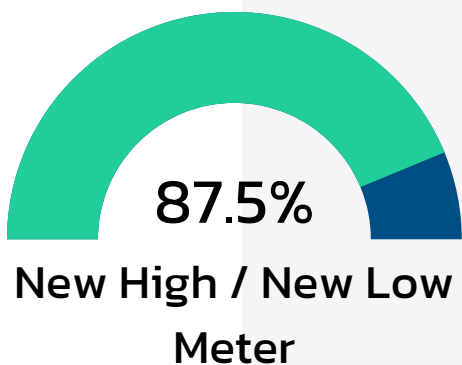
จำนวนสัดส่วน 3% : -3%, 48 : 7



จำนวนสัดส่วน Up : Down, 241 : 92



จำนวนสัดส่วน Up : Down, 177 : 156



จำนวนสัดส่วน NH : NL, 14 : 2

* การลงทุนมีความเสี่ยง ผู้ลงทุนควรศึกษาข้อมูลให้รอบคอบก่อนตัดสินใจลงทุน

Pi Technical Daily

22 February 2023



Class A													Pi Volatility Day			SMA20 Value		
No.	Name	Last	Change	%	Momentum	Start/Stop	Point	Trend		('000 Baht)	Pi Score	Position	H-Ashi	EMA75	N-High			
1	SKY	30.75	2.00	6.96	UP	STOP	24.12	UP		225,020.10	80.42	0						
Class B													Pi Volatility Day			SMA20 Value		
No.	Name	Last	Change	%	Momentum	Start/Stop	Point	Trend		('000 Baht)	Pi Score	Position	H-Ashi	EMA75	N-High			
2	GLORY	4.64	0.34	7.91	UP	STOP	3.70	UP		32,644.85	70.94	0						
Class C													Pi Volatility Day			SMA20 Value		
No.	Name	Last	Change	%	Momentum	Start/Stop	Point	Trend		('000 Baht)	Pi Score	Position	H-Ashi	EMA75	N-High			
3	OSP	31.75	1.00	3.25	UP	STOP	29.28	UP		320,915.60	60.75	16						
4	ARIP	1.42	0.09	6.77	UP	STOP	1.09	UP		21,697.40	63.00	14						
5	SAPPE	52.75	1.75	3.43	UP	STOP	47.61	UP		41,143.25	63.89	11						
6	TASCO	19.20	0.40	2.13	UP	STOP	17.94	UP		160,243.60	63.26	11						
7	AP	12.60	0.30	2.44	UP	STOP	11.55	UP		312,416.95	62.95	10						
8	BKD	2.98	0.08	2.76	DOWN	STOP	2.76	UP		31,291.45	64.28	8						
9	MC	12.10	0.20	1.68	UP	STOP	11.20	UP		23,160.90	61.46	7						
10	MTW	6.40	0.25	4.07	UP	STOP	5.62	UP		73,570.30	62.66	6						
11	PLANB	9.60	0.30	3.23	UP	STOP	8.68	UP		294,015.65	66.70	3						
12	STA	25.25	0.25	1.00	UP	STOP	23.07	UP		230,122.20	64.55	2						
13	DELTA	970.00	12.00	1.25	UP	STOP	872.96	UP		2,467,149.30	61.33	1						
14	BBL	166.00	1.00	0.61	UP	STOP	157.78	UP		1,641,723.10	63.71	0						
15	AEONTS	203.00	2.00	1.00	UP	STOP	192.43	UP		80,696.90	62.21	-2						
16	Q_CON	12.20	-	-	DOWN	STOP	10.44	UP		26,271.85	62.48	-3						
17	ADVANC	210.00	1.00	0.48	UP	STOP	200.07	UP		1,278,634.70	61.43	-5						
18	SISB	25.50	-0.50	-1.92	UP	STOP	23.89	UP		48,273.70	62.36	-13						
Class D													Pi Volatility Day			SMA20 Value		
No.	Name	Last	Change	%	Momentum	Start/Stop	Point	Trend		('000 Baht)	Pi Score	Position	H-Ashi	EMA75	N-High			
19	SVT	3.60	0.20	5.88	UP	STOP	3.28	UP		10,491.60	53.71	101						
20	TKC	24.00	1.90	8.60	DOWN	START	25.97	UP		79,472.60	55.77	71						
21	STPI	5.00	0.28	5.93	UP	START	5.26	UP		29,214.40	53.99	69						
22	STEC	13.70	0.50	3.79	UP	START	13.91	UP		121,871.95	52.94	65						
23	NWR	0.80	0.03	3.90	UP	START	0.83	UP		10,860.50	50.93	65						
24	WHA	4.00	0.14	3.63	UP	STOP	3.71	UP		357,983.15	53.94	62						
25	NOBLE	5.60	0.20	3.70	UP	STOP	5.32	UP		15,570.75	54.51	59						
26	LPF	14.00	0.40	2.94	DOWN	STOP	13.38	UP		10,324.50	54.75	50						
27	KAMART	8.20	0.40	5.13	UP	STOP	7.72	UP		51,191.95	53.25	48						
28	DOD	5.30	0.25	4.95	UP	START	5.73	UP		22,331.00	54.84	46						
29	ANAN	1.45	0.04	2.84	UP	START	1.54	UP		19,804.15	51.26	40						
30	TFG	5.50	0.15	2.80	UP	START	5.66	UP		41,421.50	51.05	39						
31	MAKRO	41.25	1.00	2.48	UP	START	42.40	UP		458,187.40	53.64	37						
32	NETBAY	28.00	0.75	2.75	UP	STOP	26.82	UP		21,768.60	52.23	36						
33	TKN	11.40	0.40	3.64	UP	STOP	10.73	UP		73,633.75	53.50	35						
34	HMPRO	15.10	0.30	2.03	UP	START	15.40	UP		277,094.65	52.45	34						
35	DMT	12.60	0.40	3.28	UP	START	13.18	UP		29,294.15	55.41	32						
36	TKS	13.60	0.50	3.82	UP	START	13.82	UP		51,860.65	57.38	29						
37	PR9	21.10	1.00	4.98	UP	STOP	19.04	UP		38,283.80	59.98	28						
38	FNS	3.66	0.08	2.23	UP	START	3.92	UP		13,039.80	52.58	28						
39	AMATA	20.20	0.30	1.51	UP	START	20.91	UP		145,147.45	50.45	28						
40	ITEL	3.88	0.08	2.11	UP	START	4.13	UP		30,226.50	50.29	28						
41	PTG	14.40	0.30	2.13	UP	STOP	13.10	UP		158,307.35	51.35	26						
42	TMC	3.86	0.22	6.04	UP	STOP	3.59	UP		115,419.15	58.49	23						
43	SC	4.70	0.16	3.52	UP	STOP	4.28	UP		92,683.90	58.47	23						
44	ITC	32.00	1.00	3.23	UP	STOP	28.07	UP		261,813.05	52.45	23						

* การลงทุนมีความเสี่ยง ผู้ลงทุนควรศึกษาข้อมูลให้รอบคอบก่อนตัดสินใจลงทุน

Pi Technical Daily

22 February 2023



45	DOHOME	14.20	0.20	1.43	UP	START	14.56	UP	113,072.40	50.39	23
46	D	7.00	0.30	4.48	UP	STOP	6.13	UP	16,890.25	59.30	22
47	TNITY	7.70	0.15	1.99	UP	STOP	7.41	UP	11,010.95	51.78	22
48	THCOM	16.40	0.60	3.80	UP	STOP	14.70	UP	178,007.50	57.35	21
49	TEAM	8.55	0.45	5.56	UP	START	9.49	UP	145,638.55	53.95	21
50	PDJ	3.60	0.10	2.86	UP	START	3.94	UP	24,156.90	54.39	20
51	BCP	35.25	0.75	2.17	UP	START	36.73	UP	209,522.35	53.53	20
52	SDC	0.19	0.01	5.56	UP	STOP	0.14	UP	25,381.45	52.87	20
53	SIRI	1.92	0.07	3.78	UP	STOP	1.75	UP	469,851.85	59.86	19
54	TRUBB	2.06	0.04	1.98	UP	START	2.18	UP	15,954.25	52.07	19
55	IND	1.91	0.05	2.69	UP	STOP	1.74	UP	19,415.20	55.36	13
56	ORI	12.00	0.20	1.69	UP	STOP	11.26	UP	75,775.95	56.73	12
57	BLA	31.50	0.50	1.61	UP	STOP	28.88	UP	140,992.80	55.12	10
58	ITNS	4.78	0.08	1.70	UP	START	5.08	UP	21,692.65	56.45	8
59	BAFS	33.50	0.50	1.52	DOWN	STOP	31.91	UP	30,927.25	54.59	8
60	BJC	38.00	0.50	1.33	DOWN	STOP	36.36	UP	213,318.50	55.35	6
61	PRM	7.95	0.05	0.63	UP	STOP	7.40	UP	75,612.15	57.41	5
62	TSR	4.10	0.08	1.99	UP	START	4.33	UP	33,440.00	50.25	5
63	KISS	9.80	0.10	1.03	UP	STOP	9.14	UP	45,615.95	56.03	4
64	SITHAI	1.83	0.01	0.55	UP	STOP	1.64	UP	37,736.05	59.74	3
65	BRI	12.00	0.10	0.84	UP	STOP	10.87	UP	41,493.20	58.24	3
66	NCAP	4.76	0.06	1.28	UP	STOP	4.21	UP	146,171.55	58.23	3
67	MONO	1.76	0.03	1.73	UP	START	1.91	UP	69,684.15	55.33	3
68	KGI	5.15	0.05	0.98	UP	STOP	4.97	UP	19,459.55	53.78	3
69	CENTEL	54.75	0.50	0.92	DOWN	STOP	52.07	UP	235,944.35	57.17	2
70	SAWAD	56.00	0.25	0.45	UP	START	58.63	UP	505,701.90	56.87	-1
71	KTC	59.00	0.50	0.85	UP	START	59.33	UP	290,790.15	50.80	-1
72	PRAPAT	2.02	0.03	1.51	UP	START	2.16	UP	15,977.25	54.66	-2
73	WHART	11.40	0.10	0.88	DOWN	STOP	11.21	UP	12,755.15	53.30	-2
74	MINT	33.50	0.25	0.75	DOWN	STOP	31.87	UP	550,332.25	54.10	-3
75	HANA	58.50	0.50	0.86	UP	START	64.48	UP	713,930.10	54.99	-4
76	GULF	54.50	0.50	0.93	UP	STOP	52.85	UP	646,407.25	52.14	-4
77	ICHI	12.50	-	-	UP	STOP	11.45	UP	60,671.70	57.88	-5
78	PSH	13.70	-	-	UP	STOP	12.90	UP	18,120.25	58.46	-6
79	BPP	16.90	0.10	0.60	UP	START	17.37	UP	23,446.65	53.78	-6
80	CPN	72.50	0.50	0.69	DOWN	STOP	70.43	UP	453,784.20	52.80	-6
81	ERW	4.72	0.04	0.85	DOWN	STOP	4.58	UP	67,046.80	52.60	-6
82	POLY	12.30	- 0.10	- 0.81	UP	STOP	11.15	UP	43,367.00	56.83	-7
83	ASW	8.35	0.05	0.60	UP	STOP	8.08	UP	17,022.50	53.52	-7
84	TTB	1.41	0.01	0.71	UP	START	1.45	UP	291,178.40	50.83	-7
85	SABINA	26.25	-	-	UP	STOP	24.51	UP	29,498.10	56.51	-8
86	TEGH	5.35	0.05	0.94	UP	START	6.03	UP	143,493.45	51.83	-8
87	TQM	41.25	0.25	0.61	UP	START	43.41	UP	56,378.65	50.36	-8
88	BA	13.80	0.10	0.73	DOWN	STOP	13.35	UP	51,184.95	50.81	-9
89	AMA	6.30	- 0.05	- 0.79	DOWN	STOP	5.82	UP	12,210.85	59.66	-10
90	WPH	4.42	- 0.02	- 0.45	UP	START	4.80	UP	35,141.00	55.75	-10
91	SHR	4.42	-	-	DOWN	STOP	4.25	UP	62,581.80	55.39	-10
92	CHAYO	9.55	0.05	0.53	UP	START	10.17	UP	43,141.90	52.98	-10
93	AURA	18.50	- 0.20	- 1.07	DOWN	START	19.69	UP	121,546.65	57.34	-11
94	DDD	17.90	-	-	UP	STOP	16.78	UP	14,278.40	55.14	-11
95	AMANAH	3.94	0.02	0.51	UP	STOP	3.78	UP	13,084.60	50.05	-12
96	MACO	0.59	-	-	UP	STOP	0.54	UP	11,838.05	54.35	-14
97	KTMS	4.06	0.02	0.50	UP	STOP	3.95	UP	15,241.20	51.29	-14
98	AJA	0.25	-	-	DOWN	STOP	0.25	UP	11,889.05	50.17	-14
99	SPALI	24.10	0.10	0.42	DOWN	START	24.58	UP	203,938.20	52.65	-16

* การลงทุนมีความเสี่ยง ผู้ลงทุนควรศึกษาข้อมูลให้รอบคอบก่อนตัดสินใจลงทุน

Pi Technical Daily

22 February 2023



100	TOP	57.00	0.25	0.44	DOWN	STOP	56.11	UP	566,936.45	50.93	-16		
101	BM	4.98	- 0.02	- 0.40	DOWN	STOP	4.62	UP	21,066.10	55.15	-17		
102	THREL	5.15	- 0.05	- 0.96	DOWN	STOP	4.87	UP	24,471.05	56.41	-18		
103	CBG	102.50	-	-	DOWN	STOP	98.34	UP	335,458.25	53.22	-21		
104	ICN	4.02	-	-	UP	START	4.13	UP	11,336.95	52.67	-21		
105	OTO	17.10	-	-	DOWN	START	19.06	UP	72,435.90	52.24	-21		
106	BTS GIF	3.94	0.02	0.51	UP	STOP	3.77	UP	11,409.80	51.68	-21		
107	TISCO	101.50	0.50	0.50	UP	STOP	100.61	UP	242,438.60	51.50	-22		
108	DUSIT	12.10	-	-	DOWN	STOP	11.87	UP	10,510.95	50.55	-26		
109	BDMS	30.00	-	-	UP	STOP	28.60	UP	913,096.30	51.68	-27		
110	INTUCH	75.50	-	-	UP	STOP	72.22	UP	194,757.65	51.96	-33		
111	ETC	4.18	- 0.04	- 0.95	DOWN	START	4.58	UP	73,511.65	52.46	-38		
112	ILINK	7.60	- 0.05	- 0.65	UP	START	7.95	UP	12,551.15	52.31	-39		
113	AU	11.90	- 0.10	- 0.83	DOWN	STOP	11.69	UP	29,203.65	50.96	-39		

Class E		Pi Volatility Day						SMA20 Value						
No.	Name	Last	Change	%	Momentum	Start/Stop	Point	Trend	('000 Baht)	Pi Score	Position	H-Ashi	EMA75	N-High
114	COM7	30.75	1.50	5.13	UP	START	32.29	DOWN	418,933.30	45.56	60			
115	AAI	7.20	0.40	5.88	UP	START	7.33	DOWN	81,414.65	47.30	59			
116	RCL	30.75	1.00	3.36	UP	START	31.60	DOWN	108,043.60	49.43	52			
117	SIS	26.25	1.00	3.96	UP	START	27.23	DOWN	11,730.00	47.00	49			
118	SVI	9.60	0.40	4.35	UP	START	10.21	UP	101,976.60	49.77	47			
119	LEO	12.00	0.40	3.45	UP	START	12.64	DOWN	13,996.65	44.66	42			
120	RBF	13.10	0.40	3.15	UP	START	13.42	UP	47,328.60	49.74	40			
121	BBIK	120.00	4.50	3.90	UP	START	126.78	DOWN	69,670.45	47.17	40			
122	CPALL	65.50	1.25	1.95	DOWN	START	68.47	DOWN	1,423,528.25	47.10	40			
123	AH	30.50	1.00	3.39	UP	START	31.97	DOWN	62,640.90	47.91	38			
124	BTS	8.25	0.15	1.85	UP	START	8.43	DOWN	214,862.50	44.06	38			
125	TEAMG	11.00	0.80	7.84	UP	START	11.69	DOWN	111,027.05	45.30	36			
126	BAM	15.80	0.30	1.94	UP	STOP	15.21	DOWN	313,818.75	47.71	35			
127	ROJNA	6.10	0.15	2.52	DOWN	START	6.61	UP	21,832.90	49.28	34			
128	KTB	17.50	0.30	1.74	UP	START	17.62	UP	647,922.25	49.26	34			
129	OR	23.00	0.50	2.22	UP	STOP	21.49	DOWN	544,918.25	45.36	34			
130	UREKA	1.14	0.04	3.64	UP	START	1.27	DOWN	67,030.30	46.69	31			
131	GLOBAL	19.50	0.50	2.63	UP	START	20.39	DOWN	283,468.70	42.85	31			
132	HPT	0.95	0.03	3.26	UP	STOP	0.89	UP	28,024.80	49.79	30			
133	PSG	1.17	0.03	2.63	DOWN	START	1.23	DOWN	35,212.45	43.03	21			
134	TIPH	50.75	0.75	1.50	UP	STOP	47.82	UP	147,859.45	49.88	20			
135	LDC	1.17	0.02	1.74	DOWN	START	1.24	DOWN	16,178.50	46.20	20			
136	SSP	9.60	0.15	1.59	UP	START	9.89	DOWN	17,948.45	41.96	19			
137	VGI	4.56	0.08	1.79	UP	START	4.81	UP	153,258.20	49.34	17			
138	SCGP	53.00	0.75	1.44	UP	START	54.92	DOWN	477,491.60	44.16	16			
139	SYNEX	16.60	0.20	1.22	UP	START	17.29	DOWN	33,218.95	48.46	15			
140	ASIAN	13.50	0.30	2.27	UP	START	13.90	DOWN	13,043.60	40.62	15			
141	SICT	8.30	0.10	1.22	UP	START	8.90	DOWN	15,811.30	48.41	14			
142	TC	12.00	0.20	1.69	UP	START	12.84	DOWN	15,038.85	48.05	14			
143	UKEM	1.59	0.02	1.27	UP	STOP	1.53	DOWN	19,947.35	46.55	13			
144	BE8	59.75	0.75	1.27	DOWN	START	65.03	DOWN	186,996.20	46.12	10			
145	ITD	1.92	0.02	1.05	DOWN	START	2.04	DOWN	28,396.75	46.02	10			
146	KCC	6.50	0.15	2.36	DOWN	START	7.34	DOWN	46,084.75	41.42	10			
147	XPG	1.33	0.02	1.53	DOWN	START	1.42	DOWN	22,180.85	40.39	10			
148	MEGA	48.50	0.50	1.04	UP	START	51.35	DOWN	120,774.10	48.33	9			
149	IVL	39.25	0.50	1.29	DOWN	START	41.69	DOWN	465,902.80	43.03	9			
150	BTG	32.25	0.50	1.57	UP	STOP	31.72	DOWN	93,084.25	42.50	9			
151	EGCO	172.00	1.50	0.88	DOWN	STOP	170.45	DOWN	115,839.30	46.90	8			

* การลงทุนมีความเสี่ยง ผู้ลงทุนควรศึกษาข้อมูลให้รอบคอบก่อนตัดสินใจลงทุน

Pi Technical Daily

22 February 2023



152	CPH	31.25	0.50	1.63	UP	START	34.61	DOWN	22,493.25	45.68	8		
153	TTA	7.80	0.10	1.30	UP	START	8.00	DOWN	34,968.00	43.90	8		
154	IIG	33.75	0.50	1.50	DOWN	START	37.31	DOWN	40,462.05	40.47	8		
155	SAMART	5.45	0.05	0.93	UP	STOP	4.94	DOWN	40,005.25	47.21	7		
156	ECL	2.02	0.02	1.00	UP	STOP	1.98	DOWN	21,523.70	45.29	6		
157	IP	14.10	0.20	1.44	UP	START	15.12	DOWN	15,703.40	42.96	6		
158	SMT	5.20	0.05	0.97	DOWN	START	5.75	UP	31,970.40	49.42	5		
159	PRINC	6.00	0.05	0.84	UP	START	6.47	DOWN	30,322.80	47.80	5		
160	KCE	47.75	0.50	1.06	UP	START	52.21	DOWN	1,585,028.85	47.04	5		
161	AAV	2.86	0.04	1.42	DOWN	START	3.02	DOWN	151,489.35	42.41	5		
162	PTT	33.25	0.25	0.76	UP	STOP	31.99	DOWN	1,128,340.60	48.38	4		
163	TLI	14.10	0.10	0.71	DOWN	START	14.30	DOWN	204,982.35	46.22	3		
164	BEC	9.70	0.15	1.57	UP	START	10.02	DOWN	36,167.00	42.55	3		
165	AMARC	2.90	0.04	1.40	UP	START	3.14	DOWN	16,574.65	43.89	2		
166	JAS	2.34	0.02	0.86	UP	START	2.40	DOWN	50,039.30	49.60	1		
167	CH	4.00	0.02	0.50	UP	START	4.40	DOWN	47,490.25	47.05	0		
168	WICE	10.50	0.10	0.96	UP	START	11.29	DOWN	66,319.65	45.27	0		
169	THANA	2.58	0.02	0.78	DOWN	START	2.91	DOWN	13,371.55	45.03	0		
170	AIT	6.15	0.05	0.82	DOWN	START	6.63	DOWN	23,432.50	44.10	0		
171	PSL	14.20	0.20	1.43	UP	START	14.76	DOWN	175,186.95	42.23	0		
172	KWI	2.56	0.04	1.59	UP	START	2.92	DOWN	16,659.60	42.59	-2		
173	NRF	5.80	0.05	0.87	DOWN	START	6.28	DOWN	14,322.75	41.75	-2		
174	ASK	31.50	0.25	0.80	UP	START	33.02	DOWN	46,605.25	41.27	-3		
175	LPN	4.34	0.02	0.46	UP	START	4.48	DOWN	14,035.40	40.21	-3		
176	ECF	1.71	0.01	0.59	DOWN	START	1.78	DOWN	10,577.40	43.70	-4		
177	BRR	7.60	-	-	UP	START	8.20	DOWN	25,993.30	48.24	-5		
178	AKP	2.12	-	-	UP	START	2.43	DOWN	11,270.30	45.83	-5		
179	SUSCO	3.86	0.02	0.52	UP	START	4.02	DOWN	25,162.05	45.36	-5		
180	PROEN	5.75	0.05	0.88	UP	START	6.38	DOWN	32,368.20	42.74	-5		
181	FSMART	12.60	-	-	DOWN	START	14.74	DOWN	174,545.40	40.35	-5		
182	SNC	14.60	0.10	0.69	UP	STOP	13.67	UP	10,523.05	49.53	-6		
183	BOL	10.60	-	-	DOWN	START	12.11	DOWN	15,468.80	45.70	-6		
184	BEM	9.35	0.05	0.54	UP	START	9.72	DOWN	593,406.80	45.45	-7		
185	TAKUNI	2.80	-	-	DOWN	START	3.11	DOWN	28,362.05	40.21	-7		
186	CHO	0.40	-	-	UP	START	0.49	DOWN	17,542.95	48.95	-8		
187	SABUY	12.10	-	-	DOWN	STOP	11.73	DOWN	281,918.65	47.13	-8		
188	AWC	5.85	-	-	DOWN	START	6.17	DOWN	250,591.35	46.41	-8		
189	YGG	8.15	-	-	UP	START	8.78	DOWN	15,452.00	43.06	-9		
190	M	55.25	0.25	0.45	UP	START	57.31	DOWN	64,716.10	42.87	-9		
191	HUMAN	11.80	-	-	UP	START	12.85	DOWN	33,911.00	48.45	-11		
192	TACC	6.40	-	-	UP	START	6.85	DOWN	11,480.25	46.18	-11		
193	TPIPL	1.74	-	-	DOWN	START	1.83	DOWN	19,464.60	43.38	-11		
194	CK	22.50	-	-	UP	START	23.04	DOWN	103,990.70	44.18	-12		
195	BEAUTY	1.38	-	-	DOWN	START	1.51	DOWN	56,727.60	48.72	-13		
196	MAJOR	18.20	-	-	UP	STOP	17.73	DOWN	43,212.30	46.11	-13		
197	MTC	35.00	-	-	UP	START	38.28	DOWN	527,920.65	41.71	-14		
198	KKP	67.50	-	-	UP	START	69.88	DOWN	494,140.40	41.49	-17		
199	GPSC	70.50	0.25	0.36	DOWN	START	72.22	UP	492,689.00	49.11	-19		
200	AOT	73.00	-	-	UP	START	74.52	DOWN	1,273,108.00	45.47	-21		
201	THANI	4.06	-	-	UP	START	4.19	DOWN	83,189.95	45.25	-21		
202	TOA	33.50	-	-	UP	START	35.33	UP	48,972.80	49.33	-22		
203	WHAUP	4.04	-	-	UP	START	4.23	DOWN	11,126.90	47.70	-22		
204	APCO	5.20	-	-	DOWN	START	6.01	UP	13,845.20	49.22	-24		
205	TIDLOR	28.50	- 0.25	- 0.87	DOWN	START	30.49	DOWN	411,745.05	48.05	-32		
206	BGRIM	39.75	- 0.25	- 0.62	DOWN	STOP	39.65	UP	358,879.20	49.79	-43		

* การลงทุนมีความเสี่ยง ผู้ลงทุนควรศึกษาข้อมูลให้รอบคอบก่อนตัดสินใจลงทุน

Pi Technical Daily

22 February 2023



No.	Name	Last	Change	%	Momentum	Start/Stop	Point	Trend	SMA20 Value ('000 Baht)	Pi Score	Position	H-Ashi	EMA75	N-High
207	PTTGC	48.75	- 0.25	- 0.51	DOWN	STOP	47.77	UP	743,918.45	49.96	-46			
208	KEX	16.50	0.80	5.10	UP	START	16.98	DOWN	78,472.65	39.87	21			
209	BANPU	11.30	0.20	1.80	UP	START	11.84	DOWN	1,460,001.20	38.88	5			
210	CPF	22.90	0.30	1.33	UP	START	23.57	DOWN	472,632.75	38.75	5			
211	UBA	1.81	0.05	2.84	UP	START	1.97	DOWN	18,743.10	37.30	5			
212	DITTO	44.75	0.75	1.70	UP	START	50.47	DOWN	104,257.60	37.33	2			
213	RABBIT	1.16	0.01	0.87	UP	START	1.25	DOWN	32,991.50	39.68	1			
214	JMT	47.50	-	-	UP	START	52.78	DOWN	1,202,361.90	33.77	0			
215	SKR	10.40	0.10	0.97	DOWN	START	11.09	DOWN	12,159.35	32.04	0			
216	24CS	2.94	0.06	2.08	UP	START	3.31	DOWN	19,692.45	28.93	0			
217	LANNA	15.70	0.20	1.29	UP	START	16.28	DOWN	21,733.70	38.34	-1			
218	ESSO	9.10	-	-	UP	START	9.52	DOWN	156,482.45	34.89	-1			
219	KBANK	139.50	0.50	0.36	DOWN	START	143.84	DOWN	2,269,598.20	39.44	-4			
220	SCB	100.50	-	-	UP	START	103.81	DOWN	1,089,861.00	39.12	-8			
221	EA	81.25	- 1.75	- 2.11	DOWN	START	86.46	DOWN	1,183,139.85	35.24	-11			

* การลงทุนมีความเสี่ยง ผู้ลงทุนควรศึกษาข้อมูลให้รอบคอบก่อนตัดสินใจลงทุน