

TFEX Daily

23 มีนาคม 2566

S50M23

แผนเทรด....ชนด้านขายก่อนแล้วรอรับกลับ!

Gold spot

แผนเทรด.....ระยะสั้น (ทยอยซื้อกลับ) & ยาว (run trend)

“แผนเทรด.....ชนโชนด้าน เส้น BB”

S50M23

แผนแก๊งกำไร...สถานะซื้อทยอยลือค้ำกำไรโชนด้าน”

มุมมอง: ดัชนีปรับตัว ลงลึกขึ้นแรง V-shape ขณะที่ RSI ส่งสัญญาณฟื้นตัว signal recovery! ปัจจุบันกำลังทดสอบจุดด้านเส้น BB บริเวณ 955

แผนเทรด....ฝั่งซื้อถูกทางและทยอยขายโชนด้านที่ 955-960 จุด (เส้น BB) ในทางตรงข้ามสถานะ:ขายและรอเปิดสถานะบริเวณโชนด้าน (เตรียมพร้อม) Note:เนื่องจากตลาด TFEX มีความผันผวนมาก หากขาดทุนมากกว่า 10% ของพอร์ต แนะนำปิดสถานะ

S50M23: รับ 940-945 ด้าน 955-960

GFJ23: รับ 31,500 ด้าน 33,000

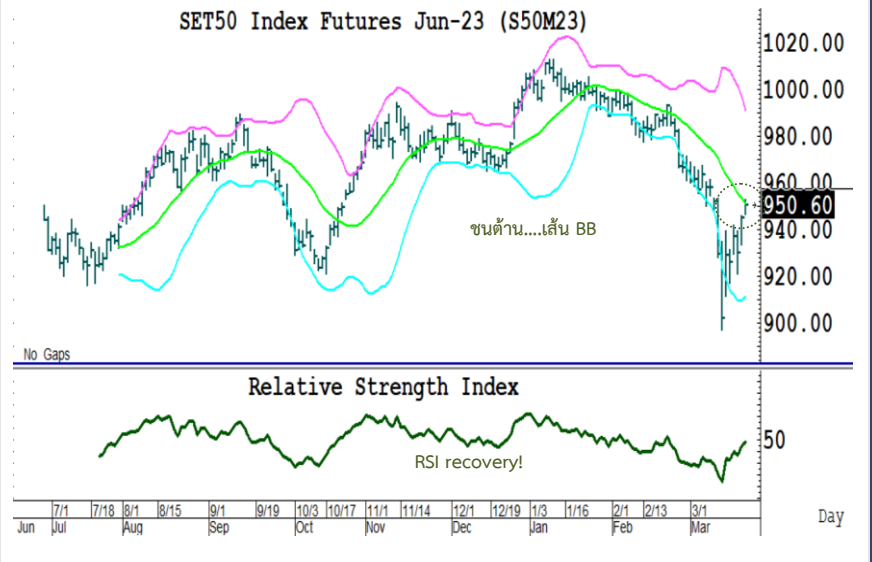
มุมมองทางเทคนิค โดย คุณธนรัตน์ อิศกุล

นักวิเคราะห์การลงทุนปัจจัยพื้นฐานด้านหลักทรัพย์และปัจจัยทางเทคนิค

Thanarut@bualuang.co.th

Tel. (662) 618-1334

SET50 Index Future



“ทองทะลุ high แล้วย่อ.....throw back”

Gold spot

จับสัญญาณเทรด...ทองคำ

มุมมอง: Gold spot ร้อนแรง! ทะลุ month high แล้วย่อ! Throw back ขณะที่ เครื่องมือวัดโมเมนตัม RSI หนุนภาวะกระทิง แต่ขึ้นสูงอยู่ในโชน overbought ส่งผลให้ราคาผันผวนระยะสั้น

แผนเทรด....สถานะซื้อระยะกลางและขายก่อนเนื่องจากราคาหลุดจุด trailing stop ที่ให้ไว้ที่ \$1,950/ออนซ์ แล้วรอซื้อกลับ ส่วนระยะสั้นและทยอยเปิดสถานะบริเวณโชนรับ \$1920/ออนซ์ ในทางตรงข้ามสถานะขาย และทยอยปิดบริเวณโชนรับ Note:ปิดความเสี่ยงหากผลตอบแทนติดลบมากกว่า 10% ของพอร์ต

Gold Spot



วิกิจ ถาวรธรรมรัตน์

นักวิเคราะห์การลงทุนปัจจัยพื้นฐานด้านตลาดทุน/ปัจจัยทางเทคนิค

Wikij.tir@bualuang.co.th Tel. (662) 618-1336

SET50 Index Futures

หลักทรัพย์	เปิด	สูงสุด	ต่ำสุด	ปิด	เฉลี่ย	ราคาที่ใช้ชำระ ราคา	เปลี่ยนแปลง	ปริมาณ (สัญญา)	สถานะคงค้าง (สัญญา)
SET50	955.19	958.93	951.26	956.67	955.51	N/A	7.18	N/A	N/A
S50H23	953.90	955.70	949.7	954.20	952.90	953.90	5.5	139,092	432,116
S50J23	950.3	953.50	949.6	951.80	951.30	951.80	5.1	28	142
S50K23	952	952.00	949.6	950.90	950.50	950.80	4.6	14	175
S50M23	950	952.30	946.6	951.00	949.70	950.60	5.5	63,408	127,028
S50U23	949	949.00	943	946.80	946.00	946.30	4.8	7,099	35,750
S50Z23	946.4	948.60	943	946.70	945.80	946.60	4.9	2,892	19,326
Total								212,533	614,537

Source : SET Smart

Trading by Investor Type - SET50 Index Futures

5 วันย้อนหลัง

วันที่	นักลงทุนต่างประเทศ			นักลงทุนสถาบัน			นักลงทุนภายในประเทศ			รวม	
	ซื้อ	ขาย	สุทธิ	ซื้อ	ขาย	สุทธิ	ซื้อ	ขาย	สุทธิ	ปริมาณ	สถานะคงค้าง
22/03/2023	78,188	68,624	9,564	47,510	44,753	2,757	86,835	99,156	-12,321	212,533	614,537
21/03/2023	114,256	101,283	12,973	46,508	52,778	-6,270	119,727	126,430	-6,703	280,491	618,701
20/03/2023	137,752	146,527	-8,775	66,966	62,333	4,633	168,157	164,015	4,142	372,875	613,669
17/03/2023	97,849	101,705	-3,856	55,153	52,755	2,398	152,188	150,730	1,458	305,190	614,909
16/03/2023	128,745	155,849	-27,104	77,104	69,947	7,157	191,126	171,179	19,947	396,975	625,400

4 เดือนย้อนหลัง

วันที่	นักลงทุนต่างประเทศ			นักลงทุนสถาบัน			นักลงทุนภายในประเทศ			รวม	
	ซื้อ	ขาย	สุทธิ	ซื้อ	ขาย	สุทธิ	ซื้อ	ขาย	สุทธิ	ปริมาณ	สถานะคงค้าง
มี.ค. 2023	1,877,504	1,849,178	28,326	834,827	801,953	32,874	2,097,791	2,158,991	-61,200	4,810,122	614,537
ก.พ. 2023	1,468,424	1,592,263	-123,839	668,550	650,734	17,816	2,019,686	1,913,663	106,023	4,156,660	664,829
ม.ค. 2023	1,346,543	1,446,322	-99,779	678,348	675,116	3,232	1,994,379	1,897,832	96,547	4,019,270	673,734
ธ.ค. 2022	2,179,936	2,239,881	-59,945	738,467	749,419	-10,952	1,946,510	1,875,613	70,897	4,864,913	563,223

4 ไตรมาสย้อนหลัง

วันที่	นักลงทุนต่างประเทศ			นักลงทุนสถาบัน			นักลงทุนภายในประเทศ			รวม	
	ซื้อ	ขาย	สุทธิ	ซื้อ	ขาย	สุทธิ	ซื้อ	ขาย	สุทธิ	ปริมาณ	สถานะคงค้าง
Q1/ 2023	4,692,471	4,887,763	-195,292	2,181,725	2,127,803	53,922	6,111,856	5,970,486	141,370	12,986,052	614,537
Q4/ 2022	5,773,579	5,666,820	106,759	2,433,982	2,462,801	-28,819	5,991,792	6,069,732	-77,940	14,199,353	563,223
Q3/ 2022	6,188,060	6,186,241	1,819	2,707,073	2,714,363	-7,290	6,950,031	6,944,560	5,471	15,845,164	495,136
Q2/ 2022	4,663,806	4,722,909	-59,103	2,045,996	2,038,871	7,125	5,380,581	5,328,603	51,978	12,090,383	414,186

Source : SET Smart

Metal Futures

หลักทรัพย์	เปิด	สูงสุด	ต่ำสุด	ปิด	เฉลี่ย	ราคาที่ใช้ชำระ ราคา	เปลี่ยนแปลง	ปริมาณ (สัญญา)	สถานะคงค้าง (สัญญา)
GOH23	1,970	1,972	1,937	1,948	1,952	1,948.10	-23.2	29242	10,105
SVFH23	22	23	22	22	22	22.47	0.02	292	552
GF10J23	32,050	32,060	31,720	31,850	31,912	31,850.00	-270	4101	5,766
GFJ23	32,000	32,000	31,710	31,710	31,887	31,710.00	-540	35	196
GF10M23	32,130	32,140	31,810	31,930	32,003	31,930.00	-270	2534	7,209
GFM23	32,060.00	32,130.00	31,780.00	31,870.00	32,036.00	31,870.00	-330	40	210
GOM23	1,997	1,998	1,965	1,975	1,979	1,974.80	-23.7	30997	9,411
SVFM23	23	23	23	23	23	22.93	0.08	97	778
GF10Q23	32,210	32,210	31,880	32,010	32,064	32,010.00	-250	718	1,912
GFQ23	32,220.00	32,220.00	31,880.00	31,940.00	32,035.00	31,940.00	-500	26	82

Source : SET Smart

Single Stock Futures

blssk	เปิด	สูงสุด	ต่ำสุด	ปิด	เฉลี่ย	ราคาที่ใช้ชำระ ราคา	เปลี่ยนแปลง	ปริมาณ (สัญญา)	สถานะคงค้าง (สัญญา)
AAVH23	2.66	2.67	2.63	2.66	2.65	2.66	0.03	22	7,988
ADVANCH23	214	214.00	212.1	214.00	213.18	214.00	-	52	1,531
AEONTS23	184.5	185.50	181.35	182.93	182.88	182.93	-2.52	13	139
AMATAH23	22	22.00	22	22.00	22.00	21.98	-0.03	3	673
AOTH23	70.5	71.05	70.5	71.05	70.93	71.05	0.55	35	1,875
APH23	11.97	12.05	11.97	11.98	12.00	11.98	0.11	7	52
AWCH23	5.54	5.60	5.54	5.60	5.58	5.60	0.16	4	1,835
BAH23	-	-	-	-	-	12.60	0.15	-	2,103
BAMH23	13.55	13.55	13.29	13.29	13.34	13.29	-0.19	1,090	6,251
BANPUH23	10.6	10.80	10.6	10.73	10.72	10.74	0.19	663	12,071
BAYH23	28.49	28.49	28.49	28.49	28.49	28.49	0.25	1	34
BBLH23	153.6	153.60	151.25	151.98	151.94	151.70	-0.1	321	274
BCHH23	-	-	-	-	-	19.89	-0.07	-	877
BCPGH23	9.45	9.62	9.45	9.61	9.53	9.61	0.26	23,557	16,502
BCPH23	30.75	30.75	30.75	30.75	30.75	30.75	0.5	1,101	341
BDMSH23	28.5	28.50	28.45	28.45	28.48	28.45	-0.38	304	1,531
BEAUTYH23	1.24	1.29	1.24	1.29	1.26	1.29	0.07	15	27,303
BECH23	8.76	8.76	8.69	8.69	8.73	8.69	-0.01	5	179
BEMH23	8.61	8.61	8.61	8.61	8.61	8.61	-0.01	541	3,704
BGRIMH23	-	-	-	-	-	39.76	-0.34	-	1,123
BHH23	214	215.00	214	215.00	214.50	215.00	2	52	561
BJCH23	38	38.60	38	38.60	38.38	38.60	0.65	113	289
BLAH23	28.2	28.50	28.2	28.50	28.48	28.50	0.42	22	676
BLANDH23	0.99	0.99	0.99	0.99	0.99	0.99	0.01	2	14,902
BPPH23	-	-	-	-	-	15.59	0.2	-	370
BTSH23	7.08	7.08	7	7.05	7.04	7.05	0.05	2,212	9,539
CBGH23	100	100.00	99.29	99.29	99.47	99.29	-0.46	124	1,673
CENTELH23	54.75	55.00	54.75	55.00	54.92	55.00	0.95	203	664
CHGH23	-	-	-	-	-	3.68	-	-	1,597
CKH23	-	-	-	-	-	19.70	0.35	-	360
CKPH23	4.05	4.05	4	4.00	4.02	4.00	0.03	14	3,550
COM7H23	30	30.95	30	30.95	30.37	30.95	0.35	493	3,767
CPALLH23	63.12	63.12	63.11	63.11	63.12	63.11	0.41	105	1,544
CPFH23	21.8	21.94	21.7	21.70	21.74	21.70	0.06	518	9,638
CPNH23	65.84	66.09	65.84	66.09	65.97	66.09	-0.41	2	358
CRCH23	-	-	-	-	-	45.01	0.75	-	531
DELTAH23	996.48	996.48	988	991.01	991.22	991.01	3.56	61	1,216
DTACH23X	8.21	8.21	8.21	8.21	8.21	8.21	-0.14	3	1,842
EAH23	76	76.15	75.59	76.00	75.96	76.00	0.38	188	5,277
EASTWH23	-	-	-	-	-	4.98	0.02	-	3
EGCOH23	154.9	155.00	154	154.38	154.41	154.38	0.88	73	364
EPGH23	-	-	-	-	-	8.40	0.2	1,000	1,576
ERWH23	4.95	4.95	4.95	4.95	4.95	5.00	0.08	1	3,039
ESSOH23	8.81	8.81	8.66	8.73	8.74	8.73	0.09	38	10,836
GFP23	-	-	-	-	-	11.50	-0.1	300	5,906
GLOBALH23X	-	-	-	-	-	18.50	-0.2	-	436
GPSCH23	68.17	68.17	68	68.00	68.03	67.99	0.24	126	1,781
GULFH23	53	53.25	52.22	52.22	52.98	52.90	0.2	411	9,058
GUNKULH23	3.82	3.82	3.82	3.82	3.82	3.82	0.01	8,002	24,508
HANAH23	48.5	48.82	48	48.75	48.38	48.75	0.75	63	377
HMPROH23	14.2	14.20	14.2	14.20	14.20	14.20	0.05	1	683
ICHIH23	-	-	-	-	-	12.99	-0.1	400	9,349
INTUCHH23X	75	75.00	75	75.00	75.00	75.00	0.43	2	69
IRPCH23	2.6	2.63	2.58	2.62	2.62	2.62	0.05	658	9,320
ITDH23	1.63	1.64	1.59	1.59	1.60	1.59	-	8,020	7,108
IVLH23	34.2	35.00	34.2	35.00	34.69	35.00	0.8	330	5,534
JASH23	2.02	2.02	1.97	2.00	2.01	1.99	-0.04	37	80,592

blssk	เปิด	สูงสุด	ต่ำสุด	ปิด	เฉลี่ย	ราคาที่ใช้ชำระ ราคา	เปลี่ยนแปลง	ปริมาณ (สัญญา)	สถานะคงค้าง (สัญญา)
JMTH23	47.75	47.85	45.85	46.85	46.48	46.85	-0.98	32	1,330
KBANKH23	133.9	133.90	131	131.00	131.84	131.00	-1.93	654	3,066
KCEH23	43.4	43.65	43	43.49	43.30	43.48	0.68	19	1,701
KEXH23	15.24	15.24	14.96	14.96	15.02	14.96	-0.31	5	2,489
KKPH23	63	63.75	63	63.49	63.57	63.49	0.24	62	1,340
KTBH23	17	17.19	16.9	17.10	17.11	17.10	0.21	63	5,614
KTCH23	54.55	54.55	54.2	54.20	54.51	54.20	0.45	89	28,753
LHH23	-	-	-	-	-	9.59	-0.04	-	597
LPNH23	4.42	4.56	4.42	4.56	4.49	4.55	0.13	8	860
MAJORH23	-	-	-	-	-	16.20	-0.6	-	3,772
MBKH23	16	16.00	16	16.00	16.00	16.00	-	602	1,019
MEGAH23	44.16	44.16	44.16	44.16	44.16	44.16	0.34	2	80
MH23	-	-	-	-	-	51.74	-	80	185
MINTH23	33.09	33.12	33.09	33.12	33.12	33.12	0.78	9	2,509
MTCH23	33.22	33.25	33.2	33.25	33.21	33.25	-0.02	125	2,565
ORH23	21.19	21.30	21.1	21.25	21.19	21.25	0.06	210	2,967
ORIH23	11.87	11.87	11.87	11.87	11.87	11.87	0.08	3	618
OSPH23	-	-	-	-	-	31.99	-0.22	-	1,639
PLANBH23	8.7	8.70	8.7	8.70	8.70	8.70	-0.2	501	601
PRMH23	-	-	-	-	-	7.35	-0.04	7,500	4,143
PSHH23	-	-	-	-	-	12.68	-	-	237
PSLH23	14.16	14.16	14.04	14.04	14.10	14.04	-0.12	102	944
PTGH23	14.2	14.20	14.11	14.11	14.17	14.10	-0.1	41	3,698
PTTEPH23	141	143.30	140.95	142.15	141.73	142.15	2.35	236	678
PTTGCH23	45.6	46.15	45.6	46.00	45.90	46.00	1	348	3,024
PTTH23	31	31.50	31	31.50	31.31	31.50	0.75	351	3,942
QHH23	-	-	-	-	-	2.38	-	-	461
RATCHH23X	38.59	38.59	38.59	38.59	38.59	38.59	0.36	120	1,394
RSH23	-	-	-	-	-	15.21	-0.06	-	10,995
SAMARTH23	-	-	-	-	-	4.48	-0.18	2,000	2,606
SAWADH23	50.25	50.35	50.04	50.10	50.17	50.10	0.6	86	2,800
SCBBH23	-	-	-	-	-	101.39	-0.49	-	86
SCBH23	102.31	102.31	102.22	102.22	102.27	102.20	-0.27	1,044	3,276
SCCH23	318.5	320.00	318.5	320.00	319.50	320.95	1.01	103	692
SCGPH23	47.3	47.37	46.7	46.70	47.12	46.70	-0.67	23	4,164
SGPH23	-	-	-	-	-	8.99	-	-	146
SH23	-	-	-	-	-	1.79	0.01	-	2,742
SIRIH23	1.63	1.68	1.63	1.68	1.66	1.68	0.05	330	17,196
SPALIH23	-	-	-	-	-	22.08	0.11	100	483
SPCGH23	-	-	-	-	-	13.69	0.11	-	17
SPRCH23	-	-	-	-	-	10.48	0.27	-	1,063
STAH23	21.17	21.29	21.17	21.29	21.23	20.98	0.27	2	398
STECH23	12.69	12.73	12.52	12.63	12.66	12.60	0.03	264	3,411
STGTH23	-	-	-	-	-	10.49	-0.17	500	2,144
STPIH23	-	-	-	-	-	4.04	-	-	22,788
SUPERH23	0.56	0.56	0.56	0.56	0.56	0.56	-0.01	6,001	23,773
TASCOH23	19.8	19.90	19.8	19.90	19.85	19.90	0.08	2	597
TCAPH23	-	-	-	-	-	43.95	0.01	-	213
THAIH23	-	-	-	-	-	3.33	-	-	-
THANIH23	3.64	3.66	3.61	3.61	3.64	3.60	-0.06	14	1,153
THCOMH23	13.82	14.00	13.82	14.00	13.88	14.00	-	3	3,296
THGH23	-	-	-	-	-	68.51	0.36	-	12
TISCOH23	-	-	-	-	-	99.87	-0.38	-	210
TKNH23	10.14	10.14	9.9	9.93	9.95	9.93	0.07	58	16,931
TOAH23	-	-	-	-	-	32.25	-0.75	600	657
TOPH23	50.89	51.60	50.89	51.60	51.31	51.60	1.66	101	379
TPIPLH23	1.58	1.62	1.58	1.62	1.59	1.62	0.04	4	4,549
TPIPPH23	-	-	-	-	-	3.34	0.02	-	1,529
TQMH23	33.18	33.18	31.93	32.57	32.56	32.57	-0.66	3	2,850

blssk	เปิด	สูงสุด	ต่ำสุด	ปิด	เฉลี่ย	ราคาที่ใช้ชำระ ราคา	เปลี่ยนแปลง	ปริมาณ (สัญญา)	สถานะคงค้าง (สัญญา)
TRUEEH23X	8.16	8.16	8.15	8.16	8.16	8.20	-0.11	4	22,256
TRUEH23	8.17	8.25	8.07	8.25	8.16	8.25	-0.06	12,017	2,040
TTAH23	-	-	-	-	-	7.75	-0.04	-	1,350
TTBH23	1.36	1.39	1.36	1.39	1.37	1.39	0.04	763	10,707
TTCLH23	-	-	-	-	-	4.38	0.06	500	526
TTWH23	-	-	-	-	-	8.24	-0.35	-	277
TUH23	14.83	14.85	14.53	14.53	14.77	14.53	-0.2	235	6,495
TVOH23X	-	-	-	-	-	27.49	-	-	147
UNIQH23	3.87	3.87	3.86	3.86	3.87	3.86	-0.03	5,022	2,615
VGIH23	-	-	-	-	-	3.88	-0.04	-	3,030
VNGH23	-	-	-	-	-	4.78	0.2	-	7,086
Total								94,868	594,613

Source : SET Smart

BUALUANG SECURITIES PUBLIC COMPANY LIMITED (BLS) is a subsidiary of BANGKOK BANK PUBLIC COMPANY LIMITED (BBL). This document is produced based upon sources believed to be reliable but their accuracy, completeness or correctness is not guaranteed. The statements or expressions of opinion herein were arrived at after due and careful consideration to use as information for investment. Expressions of opinion contained herein are subject to change without notice. This document is not, and should not be construed as, an offer or the solicitation of an offer to buy or sell any securities. The use of any information shall be at the sole discretion and risk of the user.

BUALUANG SECURITIES PUBLIC COMPANY LIMITED MAY BE IN RELATIONSHIP WITH THE SECURITIES IN THIS REPORT. "Opinions, projections and other information contained in this report are based upon sources believed to be accurate including the draft prospectus, but no responsibility is accepted for any loss occasioned by reliance placed upon the contents hereof. Bualuang Securities Public Company Limited may from time to time perform investment, advisory or other services for companies mentioned in this report, as well as dealing (as principal or otherwise) in, or otherwise being interested in, any securities mentioned herein, This report does not constitute a solicitation to buy or sell any securities". Investors should carefully read details in the prospectus before making investment decision.






BUALUANG SECURITIES PUBLIC COMPANY LIMITED MAY ACT AS MARKET MAKER AND ISSUER OF DWs, AND ISSUER OF STRUCTURED NOTES ON THESE SECURITIES. The company may prepare the research reports on those underlying securities. Investors should carefully read the details of the derivative warrants and structured notes in the prospectus before making investment decisions.

ADVANC	AMATA	AOT	BDMS	BH	CBG	CENTEL	CPALL	GLOBAL	GPSC	IRPC	KBANK	KCE	KTC	MINT
PTG	PTT	PTTEP	PTTGC	SCB	SPRC	TOP	WHA	ESSO	STA	BGRIM	GULF	MTC	AWC	CRC
CPF	CPN	HANA	HMPRO	I/L	OSP	SAWAD	BANPU	BCH	BTS	CK	SCC	STEC	TISCO	TU
INTUCH	RATCH	VGI	SCGP	COM7	DOHOME	JMT	CHG	TTB	BAM	BCP	AP	KTB	KKP	OR
BEM	GUNKUL	EA	SPALI	RBF	STGT	MEGA	JMART	BEC	SYNEX	BLA	KEX	RCL	SINGER	STARK
TIDLOR	FORTH	TIPH	AAV	DELTA	BCPG	SABUY	THG	CKP	TRUE					

BUALUANG SECURITIES PUBLIC COMPANY LIMITED IS OR MAY BE AN UNDERWRITER/CO-UNDERWRITER/JOINT LEAD IN RESPECT OF THE INITIAL PUBLIC OFFERING (IPO) OF SECURITIES.

Financial Advisor	Lead underwriter/ Underwriter/ Co-underwriter

CG Rating

Score Range	Score Range	Description
90 – 100		Excellent
80 – 89		Very Good
70 – 79		Good
60 – 69		Satisfactory
50 – 00359		Pass
Less than 50	No logo given	-

Thailand's Private Sector Collective Action Coalition Against Corruption programme (Thai CAC) under Thai Institute of Directors

- companies that have **declared** their intention to join CAC, and
- companies **certified** by CAC.

This research report was prepared by Bualuang Securities Public Company Limited and refers to research prepared by Morgan Stanley. Morgan Stanley does not warrant or guarantee the accuracy or completeness of its research reports. Morgan Stanley reserves copyright and other proprietary rights in the material reproduced in this report. Morgan Stanley is under no obligation to inform Bualuang Securities or you if the views or information referred to or reproduced in this research report change.

Corporate Governance Report disclaimer

The disclosure of the survey result of the Thai Institute of Directors Association (IOD) regarding corporate governance is made pursuant to the policy of the Office of the Securities and Exchange Commission. The IOD survey is based on the information of a company listed on the Stock Exchange of Thailand and the Market for Alternative Investment disclosed to the public and able to be accessed by a general public investor. The result, therefore, is from the perspective of a third party. It is not an evaluation of operation and is not based on inside information.

The survey result is as of the date appearing in the Corporate Governance Report of Thai Listed Companies. As a result, the survey result may be changed after that date. Bualuang Securities Public Company Limited neither confirms nor certifies the accuracy of such survey results.

“Disclaimer: The disclosure of the Anti-Corruption Progress Indicators of a listed company on the Stock Exchange of Thailand, which is assessed by the relevant institution as disclosed by the Office of the Securities and Exchange Commission, is made in order to comply with the policy and sustainable development plan for the listed companies. The relevant institution made this assessment based on the information received from the listed company, as stipulated in the form for the assessment of Anti-corruption which refers to the Annual Registration Statement (Form 56-1), Annual Report (Form 56-2), or other relevant documents or reports of such listed company. The assessment result is therefore made from the perspective of a third party. It is not an assessment of operation and is not based on any inside information. Since this assessment is only the assessment result as of the date appearing in the assessment result, it may be changed after that date or when there is any change to the relevant information. Nevertheless, Bualuang Securities Public Company Limited neither confirms, verifies, nor certifies the accuracy and completeness of the assessment result.”

BUALUANG RESEARCH – RECOMMENDATION FRAMEWORK

STOCK RECOMMENDATIONS

BUY: Expected positive total returns of 15% or more over the next 12 months.

HOLD: Expected total returns of between -15% and +15% over the next 12 months.

SELL: Expected negative total returns of 15% or more over the next 12 months.

TRADING BUY: Expected positive total returns of 15% or more over the next 3 months.

SECTOR RECOMMENDATIONS

OVERWEIGHT: The industry, as defined by the analyst's coverage universe, is expected to outperform the relevant primary market index over the next 12 months.

NEUTRAL: The industry, as defined by the analyst's coverage universe, is expected to perform in line with the relevant primary market index over the next 12 months.

UNDERWEIGHT: The industry, as defined by the analyst's coverage universe, is expected to underperform the relevant primary market index over the next 12 months.

IMPORTANT DISCLOSURES FOR U.S. PERSONS

This research report was prepared by Bualuang Securities Public Company Limited (“BLS”). BLS is not a registered broker-dealer in the United States and, therefore, is not subject to U.S. rules regarding the preparation of research reports and the independence of research analysts. This research report is provided for distribution to “major U.S. institutional investors” in reliance on the exemption from registration provided by Rule 15a-6 of the U.S. Securities Exchange Act of 1934, as amended (the “Exchange Act”).

Under no circumstances should any recipient of this research report effect any transaction to buy or sell securities or related financial instruments through BLS. Rosenblatt Securities Inc. accepts responsibility for the contents of this research report, subject to the terms set out below, to the extent that it is delivered to a U.S. person other than a major U.S. institutional investor.

The analyst whose name appears in this research report is not registered or qualified as a research analyst with the Financial Industry Regulatory Authority (“FINRA”) and may not be an associated person of Rosenblatt Securities Inc. and, therefore, may not be subject to applicable restrictions under FINRA Rules on communications with a subject company, public appearances and trading securities held by a research analyst account.

Additional Disclosures

This research report is for distribution only under such circumstances as may be permitted by applicable law. This research report has no regard to the specific investment objectives, financial situation or particular needs of any specific recipient, even if sent only to a single recipient. This research report is not guaranteed to be a complete statement or summary of any securities, markets, reports or developments referred to in this research report. Neither BLS nor any of its directors, officers, employees or agents shall have any liability, however arising, for any error, inaccuracy or incompleteness of fact or opinion in this research report or lack of care in this research report’s preparation or publication, or any losses or damages which may arise from the use of this research report.

BLS may rely on information barriers, such as “Chinese Walls” to control the flow of information within the areas, units, divisions, groups, or affiliates of BLS.

Investing in any non-U.S. securities or related financial instruments (including ADRs) discussed in this research report may present certain risks. The securities of non-U.S. issuers may not be registered with, or be subject to the regulations of, the U.S. Securities and Exchange Commission. Information on such non-U.S. securities or related financial instruments may be limited. Foreign companies may not be subject to audit and reporting standards and regulatory requirements comparable to those in effect within the United States.

The value of any investment or income from any securities or related financial instruments discussed in this research report denominated in a currency other than U.S. dollars is subject to exchange rate fluctuations that may have a positive or adverse effect on the value of or income from such securities or related financial instruments.

Past performance is not necessarily a guide to future performance and no representation or warranty, express or implied, is made by BLS with respect to future performance. Income from investments may fluctuate. The price or value of the investments to which this research report relates, either directly or indirectly, may fall or rise against the interest of investors. Any recommendation or opinion contained in this research report may become outdated as a consequence of changes in the environment in which the issuer of the securities under analysis operates, in addition to changes in the estimates and forecasts, assumptions and valuation methodology used herein.

No part of the content of this research report may be copied, forwarded or duplicated in any form or by any means without the prior consent of BLS and BLS accepts no liability whatsoever for the actions of third parties in this respect.