

SET

ดัชนีราคาหุ้นตลาดหลักทรัพย์แห่งประเทศไทย

Resistance 1,520 / 1,535

Support 1,500 / 1,490

Adjust Stop 1,506.09 (Risk 0.21%)

Trailing Stop * (Risk %)

Base Stop * (Risk %)

Major Base Stop

- 1,491.12 (Risk 1.21%, 22/05/2023)

Highest Price at this Cycle

- 1,569.34 (Discount 3.98%, 14/06/2023)

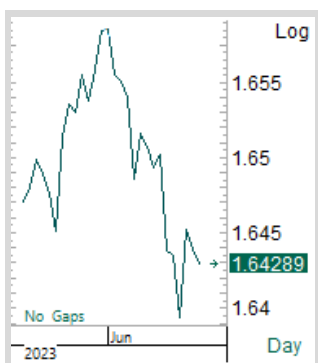
Short-term Trend - Down

Long-term Trend - Down

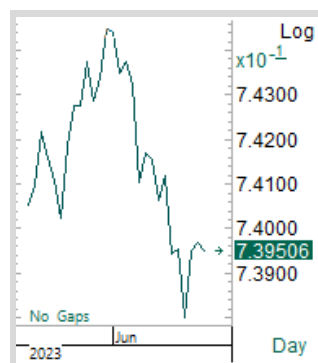


เสียแนวโน้ม

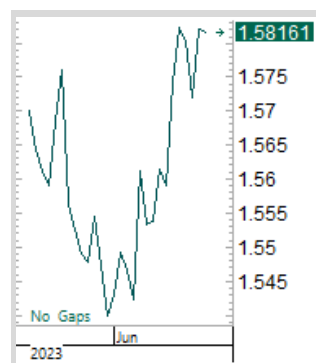
ภาพรวมเสียแนวโน้ม แรงขายกดดัน หลีกเสี่ยงการเทรดไปจนกว่าจะเห็นสัญญาณการกลับตัวขึ้น โดยหากต้องการจะเทรด สังเกตติดตามในช่วงระหว่างการเปิดเทรด เลือกหุ้นเลือกกลุ่มที่แข็งแกร่งกว่าตลาด ณ เวลานั้น (Realtime Scan) จะมีความได้เปรียบ เทรดเชิงเก็งกำไรไร้बाद โดยให้ปฏิบัติตามระเบียบวินัยการลงทุนอย่างเข้มงวด



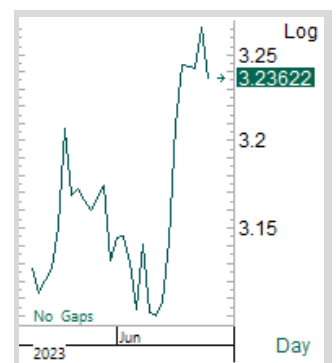
SET/SET50



SET/SET100



SET/SSET



SET/MAI

* การลงทุนมีความเสี่ยง ผู้ลงทุนควรศึกษาข้อมูลให้รอบคอบก่อนตัดสินใจลงทุน



BH, SET50 - HELTH

บริษัท โรงพยาบาลบำรุงราษฎร์ จำกัด (มหาชน)

Resistance 236.00 / 240.00

Support 228.00 / 224.00

Adjust Stop 224.00 (Risk 3.45%)

Trailing Stop 224.00 (Risk 3.45%)

Base Stop 224.00 (Risk 3.45%)

Major Base Stop

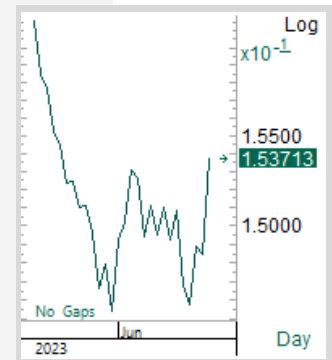
- 204.00 (Risk 12.07%, 14/03/2023)

Highest Price at this Cycle

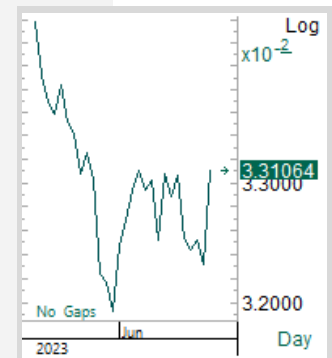
- 256.00 (Discount 10.34%, 08/05/2023)

Short-term Trend - 1st Up

Long-term Trend - 1st Up



BH/SET



BH/HELTH

* การลงทุนมีความเสี่ยง ผู้ลงทุนควรศึกษาข้อมูลให้รอบคอบก่อนตัดสินใจลงทุน



WARRIX, MAI - Consumer Products

บริษัท วอริกซ์ สपोर्ट จำกัด (มหาชน)

Resistance 10.60 / 10.80

Support 10.20 / 10.00

Adjust Stop 9.60 (Risk 7.69%)

Trailing Stop 9.70 (Risk 6.73%)

Base Stop 9.40 (Risk 9.62%)

Major Base Stop

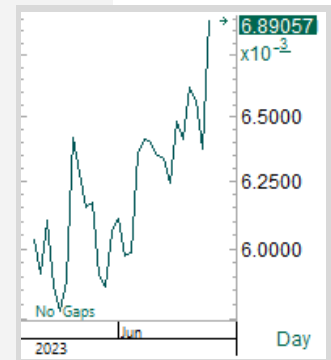
- 8.40 (Risk 19.23%, 22/05/2023)

Highest Price at this Cycle

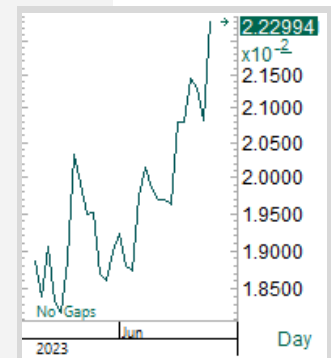
- 10.40 (Discount 0.00%, 16/06/2023)

Short-term Trend - 1st Up

Long-term Trend - 1st Up



WARRIX/SET



WARRIX/MAI

* การลงทุนมีความเสี่ยง ผู้ลงทุนควรศึกษาข้อมูลให้รอบคอบก่อนตัดสินใจลงทุน

No.	Name	Last	Change	%	Momentum	Pi Volatility Day		Trend	SMA20 Value		
						Start/Stop	Point		('000 Baht)	Pi Score	Position
1	BANK	392.13	- 1.81	- 0.46	DOWN	STOP	384.45	UP	5,597,244.65	64.71	0
2	PROF	409.71	1.28	0.31	DOWN	STOP	400.58	UP	167,573.85	60.14	0
3	TRANS	348.56	- 1.67	- 0.48	DOWN	START	353.53	DOWN	2,268,794.05	57.65	1
4	SET50	918.69	- 7.24	- 0.78	DOWN	START	956.81	DOWN	30,700,928.55	57.27	-1
5	SET100	2,040.97	- 16.79	- 0.82	DOWN	START	2,125.42	DOWN	35,955,385.30	53.57	2
6	ETRON	11,682.51	156.58	1.36	DOWN	START	13,425.55	UP	3,101,270.70	53.41	2
7	CONMAT	8,513.86	4.22	0.05	DOWN	STOP	8,483.24	DOWN	900,419.65	53.19	3
8	HELTH	7,007.72	14.05	0.20	DOWN	START	7,272.39	DOWN	2,390,396.95	53.18	3
9	FOOD	11,485.62	- 108.79	- 0.94	DOWN	START	11,962.72	DOWN	3,370,880.25	52.92	-3
10	INSUR	11,143.21	- 233.32	- 2.05	DOWN	STOP	10,957.95	DOWN	301,051.95	52.48	-5
11	TOURISM	636.62	- 9.77	- 1.51	DOWN	START	664.56	DOWN	507,196.05	49.95	-2
12	AUTO	498.66	0.50	0.10	DOWN	START	520.47	DOWN	455,352.70	49.84	4
13	PERSON	101.51	- 1.50	- 1.46	DOWN	STOP	100.67	DOWN	107,815.85	49.41	-1
14	PETRO	838.91	- 8.75	- 1.03	DOWN	STOP	805.40	DOWN	1,243,935.60	49.22	-1
15	FASHION	668.35	- 3.92	- 0.58	DOWN	START	687.84	DOWN	163,134.60	48.63	0
16	PFNREIT	141.19	- 0.90	- 0.63	DOWN	START	145.31	DOWN	161,151.50	47.12	1
17	PROP	241.60	- 0.72	- 0.30	DOWN	START	252.31	DOWN	2,178,011.30	45.52	4
18	ENERG	20,852.78	- 221.38	- 1.05	DOWN	START	21,678.96	DOWN	7,262,465.20	44.97	0
19	COMM	34,770.05	- 424.68	- 1.21	DOWN	START	36,660.78	DOWN	4,929,695.70	43.87	0
20	HOME	22.34	- 0.25	- 1.11	DOWN	START	23.66	DOWN	23,936.95	43.84	0
21	SSET	954.29	- 7.80	- 0.81	DOWN	START	987.00	DOWN	2,185,915.85	43.61	1
22	ICT	150.79	- 5.40	- 3.46	DOWN	START	161.30	DOWN	2,891,432.15	43.05	-8
23	IMM	29.77	- 0.29	- 0.96	DOWN	START	30.73	DOWN	10,052.60	42.73	0
24	AGRI	199.81	- 2.57	- 1.27	DOWN	START	211.47	DOWN	195,186.75	41.52	0
25	PKG	3,888.42	11.07	0.29	DOWN	START	4,191.19	DOWN	499,480.50	39.61	4
26	MEDIA	37.81	- 0.15	- 0.40	DOWN	START	39.82	DOWN	591,273.45	39.46	1
27	FIN	3,712.21	- 63.48	- 1.68	DOWN	START	3,980.03	DOWN	3,091,464.20	39.05	-1
28	PAPER	2,981.92	- 112.52	- 3.64	DOWN	START	3,235.99	DOWN	3,482.30	37.92	-3
29	MAI	466.38	0.34	0.07	DOWN	START	488.28	DOWN	2,857,161.60	37.70	1
30	STEEL	29.91	- 0.39	- 1.29	DOWN	START	31.32	DOWN	15,213.10	36.96	-2
31	CONS	52.77	- 0.86	- 1.60	DOWN	START	56.02	DOWN	270,292.15	32.28	0

Bull Gauge

06

Most 5 Aggressive Bulls

1. AUTO - TKT
2. PROP
3. PKG - PTL
4. CONMAT
5. HELTH

Bear Gauge

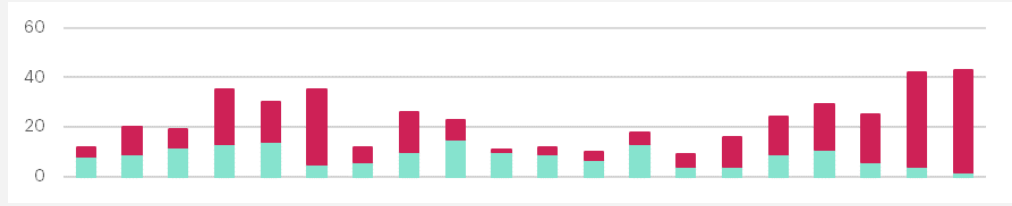
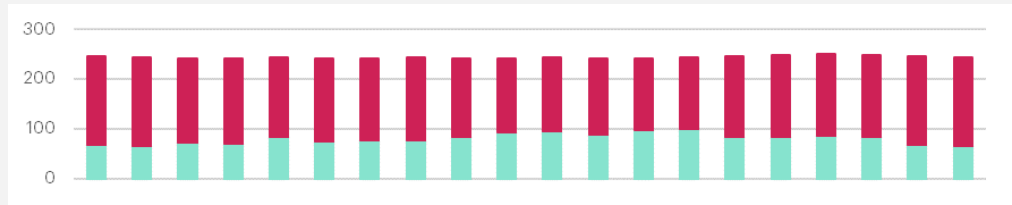
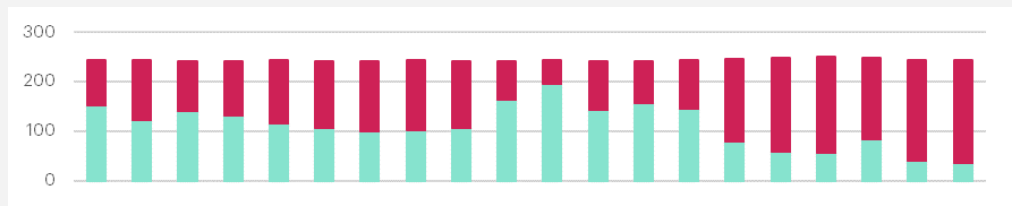
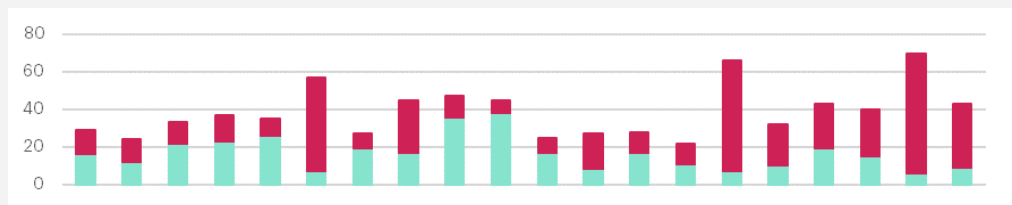
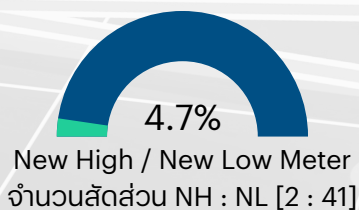
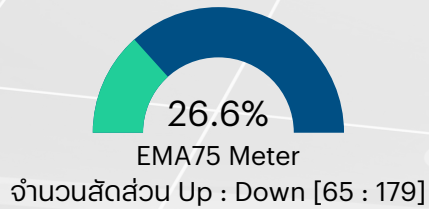
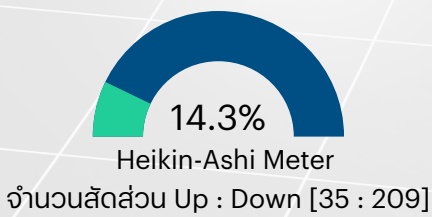
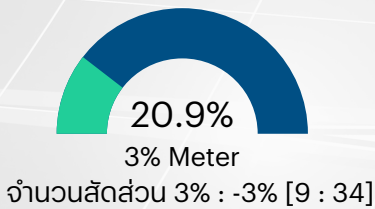
25

Most 5 Aggressive Bears

1. ICT - JMART JAS JTS SMART SKY TRUE DIF
2. INSUR - KWI TQM
3. PAPER
4. FOOD - ASIAN MALEE TIPCO
5. STEEL

* การลงทุนมีความเสี่ยง ผู้ลงทุนควรศึกษาข้อมูลให้รอบคอบก่อนตัดสินใจลงทุน

Pi Meter Monitoring System



* การลงทุนมีความเสี่ยง ผู้ลงทุนควรศึกษาข้อมูลให้รอบคอบก่อนตัดสินใจลงทุน

pi Technical Daily

23 June 2023

Class B														
Pi Volatility Day									SMA20 Value					
No.	Name	Last	Change	%	Momentum	Start/Stop	Point	Trend	('000 Baht)	Pi Score	Position	H-Ashi	EMA75	N-High
1	APCO	6.95	0.45	6.92	UP	STOP	5.79	UP	11,832.20	70.61	4			
Class C														
Pi Volatility Day									SMA20 Value					
No.	Name	Last	Change	%	Momentum	Start/Stop	Point	Trend	('000 Baht)	Pi Score	Position	H-Ashi	EMA75	N-High
2	KAMART	12.70	0.50	4.10	DOWN	STOP	11.07	UP	130,061.40	61.14	9			
3	SFLEX	4.18	0.08	1.95	UP	STOP	3.59	UP	22,694.85	63.23	4			
4	SUN	6.45	0.10	1.57	DOWN	STOP	5.68	UP	41,210.00	61.23	4			
5	SAPPE	84.25	0.75	0.90	DOWN	STOP	78.82	UP	94,437.50	67.45	2			
6	MOSHI	53.00	- 0.25	- 0.47	UP	STOP	46.08	UP	83,206.35	65.05	0			
Class D														
Pi Volatility Day									SMA20 Value					
No.	Name	Last	Change	%	Momentum	Start/Stop	Point	Trend	('000 Baht)	Pi Score	Position	H-Ashi	EMA75	N-High
7	WARRIX	10.40	0.70	7.22	UP	STOP	8.97	UP	38,950.75	57.57	46			
8	BH	232.00	6.00	2.65	UP	START	240.78	UP	511,591.95	55.23	41			
9	NYT	4.02	0.18	4.69	DOWN	STOP	3.76	UP	22,791.15	55.75	40			
10	AH	33.25	0.50	1.53	DOWN	START	37.62	UP	267,007.30	52.29	20			
11	TASCO	18.70	0.10	0.54	UP	START	19.56	DOWN	60,265.50	52.09	20			
12	PR9	18.40	0.30	1.66	DOWN	START	19.02	DOWN	29,699.55	51.60	20			
13	KLINIQ	38.50	0.75	1.99	DOWN	START	42.11	DOWN	72,716.70	50.35	20			
14	EKH	8.20	0.15	1.86	UP	STOP	7.77	UP	13,850.40	59.38	18			
15	SCC	327.00	2.00	0.62	DOWN	STOP	321.37	DOWN	644,204.50	55.44	17			
16	ESSO	8.90	0.05	0.56	UP	STOP	8.49	DOWN	55,014.85	54.94	17			
17	YGG	7.85	0.10	1.29	UP	START	8.32	UP	18,031.60	53.92	17			
18	MTW	3.86	0.16	4.32	DOWN	STOP	3.42	UP	59,364.35	58.02	15			
19	BANPU	9.10	0.05	0.55	UP	STOP	8.48	DOWN	697,059.75	51.27	14			
20	ERW	4.76	0.08	1.71	DOWN	STOP	4.38	UP	61,405.85	56.09	13			
21	SICT	8.70	0.15	1.75	DOWN	START	9.81	UP	40,186.70	51.50	12			
22	JASIF	7.15	-	-	DOWN	STOP	7.10	DOWN	44,480.85	54.07	11			
23	OSP	30.25	0.25	0.83	DOWN	START	31.15	UP	233,050.05	56.62	10			
24	DELTA	98.00	1.75	1.82	DOWN	START	113.19	UP	2,236,541.40	53.74	10			
25	BTS	7.40	-	-	DOWN	START	7.71	DOWN	195,867.50	51.99	10			
26	BEM	8.40	-	-	DOWN	START	8.59	DOWN	223,075.40	51.21	10			
27	WHA	4.54	0.02	0.44	DOWN	STOP	4.31	UP	235,659.90	59.62	9			
28	PLUS	7.80	0.20	2.63	UP	STOP	6.94	UP	18,640.10	58.19	9			
29	TKN	10.90	0.10	0.93	DOWN	STOP	10.62	UP	93,098.85	54.97	9			
30	GIFT	6.75	-	-	DOWN	STOP	6.60	DOWN	16,961.55	52.57	9			
31	TCAP	49.75	0.25	0.51	DOWN	STOP	48.97	UP	166,022.95	59.66	8			
32	AMATA	22.10	-	-	DOWN	START	23.09	DOWN	118,384.85	54.41	7			
33	BPP	14.40	- 0.10	- 0.69	DOWN	STOP	13.79	DOWN	11,683.25	52.66	6			
34	RS	14.40	-	-	DOWN	STOP	14.04	DOWN	27,155.05	54.80	3			
35	ILM	22.00	- 0.10	- 0.45	DOWN	STOP	21.33	UP	18,232.10	58.97	2			
36	AP	11.70	-	-	DOWN	STOP	10.86	UP	141,661.25	54.38	2			
37	SPA	11.20	-	-	UP	START	11.34	UP	20,616.60	55.89	1			
38	PRI	36.50	0.25	0.69	UP	STOP	32.70	UP	18,776.60	56.83	-1			
39	TSE	2.34	-	-	DOWN	STOP	2.26	UP	12,898.30	54.59	-1			
40	KISS	7.00	-	-	DOWN	STOP	6.28	UP	19,017.20	54.92	-2			
41	FTREIT	10.80	- 0.10	- 0.92	DOWN	STOP	10.68	DOWN	10,926.30	52.47	-2			
42	TRITN	0.17	-	-	DOWN	STOP	0.16	UP	11,129.30	53.66	-3			
43	A5	4.20	- 0.02	- 0.47	DOWN	START	4.77	UP	43,769.20	55.54	-4			
44	HMPRO	13.90	- 0.10	- 0.71	DOWN	START	14.40	DOWN	301,282.15	53.48	-5			
45	AUCT	9.90	- 0.20	- 1.98	DOWN	STOP	9.56	DOWN	23,327.20	51.45	-14			
46	RBF	11.60	- 0.30	- 2.52	DOWN	STOP	11.01	UP	92,659.75	53.92	-20			

* การลงทุนมีความเสี่ยง ผู้ลงทุนควรศึกษาข้อมูลหรือรบกวนก่อนตัดสินใจลงทุน

pi Technical Daily

23 June 2023

Class E														
No.	Name	Last	Change	%	Momentum	Pi Volatility Day			SMA20 Value		Position	H-Ashi	EMA75	N-High
						Start/Stop	Point	Trend	('000 Baht)	Pi Score				
47	AU	10.10	0.15	1.51	UP	START	10.60	DOWN	13,377.55	49.36	36			
48	CHG	3.00	0.06	2.04	UP	START	3.21	DOWN	102,736.15	42.59	32			
49	BEC	8.20	0.15	1.86	UP	START	8.95	DOWN	32,344.75	48.45	28			
50	YONG	2.56	0.06	2.40	DOWN	START	2.94	DOWN	39,687.40	49.11	23			
51	QH	2.24	-	-	DOWN	START	2.34	DOWN	30,302.25	49.47	22			
52	KSL	3.24	0.02	0.62	DOWN	START	3.47	DOWN	14,185.65	49.07	22			
53	DOHOME	12.50	0.10	0.81	DOWN	START	13.88	DOWN	128,491.75	44.83	22			
54	SPRC	8.55	0.05	0.59	DOWN	START	9.35	DOWN	134,782.35	44.12	22			
55	BCH	17.70	0.10	0.57	DOWN	START	19.13	DOWN	259,849.15	45.09	21			
56	TTA	6.65	0.05	0.76	DOWN	START	7.17	DOWN	19,099.55	42.40	20			
57	TU	13.30	-	-	DOWN	START	14.33	DOWN	611,482.20	43.48	19			
58	LH	8.40	-	-	DOWN	START	8.83	DOWN	408,938.65	42.54	18			
59	TMI	1.58	0.03	1.94	DOWN	START	1.87	DOWN	17,746.80	44.97	17			
60	PLANB	8.30	-	-	DOWN	STOP	8.27	DOWN	89,732.80	49.08	15			
61	SHR	3.32	-	-	DOWN	START	3.67	DOWN	47,187.75	43.33	14			
62	NEX	10.70	0.20	1.90	DOWN	START	12.36	DOWN	107,331.65	40.61	14			
63	THANI	3.24	-	-	DOWN	START	3.45	DOWN	32,466.00	40.09	14			
64	KTC	50.25	-	-	DOWN	START	53.72	DOWN	292,191.60	46.70	12			
65	ONEE	5.30	0.05	0.95	DOWN	STOP	5.15	DOWN	49,812.55	46.54	11			
66	TEAMG	7.65	0.05	0.66	DOWN	START	8.72	DOWN	63,275.25	45.40	11			
67	DOD	3.78	0.02	0.53	DOWN	START	4.15	DOWN	16,255.15	42.00	10			
68	CKP	3.32	-	-	DOWN	START	3.60	DOWN	19,827.35	40.98	9			
69	DITTO	30.50	0.50	1.67	DOWN	START	36.74	DOWN	228,611.55	47.91	8			
70	PSG	0.85	-	-	UP	START	0.92	DOWN	32,569.50	46.65	5			
71	JKN	2.46	- 0.02	- 0.81	DOWN	START	2.70	DOWN	10,147.95	43.43	5			
72	COM7	26.75	-	-	DOWN	STOP	26.10	DOWN	193,412.25	47.17	4			
73	CK	18.40	- 0.20	- 1.08	DOWN	START	19.73	DOWN	62,918.55	43.85	2			
74	BE8	42.00	- 0.50	- 1.18	DOWN	START	46.64	DOWN	50,553.35	43.83	2			
75	RAM	44.50	- 0.25	- 0.56	DOWN	START	47.01	DOWN	13,501.90	41.73	2			
76	DMT	12.10	- 0.10	- 0.82	DOWN	START	12.88	DOWN	11,757.15	48.29	-1			
77	MPIC	1.73	- 0.02	- 1.14	DOWN	START	2.36	DOWN	63,042.50	47.27	-2			
78	MAJOR	15.30	- 0.20	- 1.29	DOWN	STOP	14.97	DOWN	40,010.30	48.28	-6			
79	TRC	0.46	- 0.01	- 2.13	DOWN	STOP	0.44	DOWN	14,807.05	47.43	-8			

Class F														
No.	Name	Last	Change	%	Momentum	Pi Volatility Day			SMA20 Value		Position	H-Ashi	EMA75	N-High
						Start/Stop	Point	Trend	('000 Baht)	Pi Score				
80	PTL	13.60	0.40	3.03	DOWN	START	15.01	DOWN	25,460.65	39.78	27			
81	LEO	6.45	0.15	2.38	DOWN	START	7.39	DOWN	13,748.60	39.49	19			
82	AS	11.80	0.30	2.61	DOWN	START	12.82	DOWN	33,812.90	38.57	19			
83	KGEN	0.80	0.01	1.27	DOWN	START	1.02	DOWN	34,228.90	38.76	9			
84	PROEN	4.02	0.10	2.55	DOWN	START	4.87	DOWN	30,327.85	36.09	6			
85	SINGER	9.95	- 0.05	- 0.50	DOWN	START	11.62	DOWN	94,709.50	32.18	2			
86	W	0.68	0.03	4.62	DOWN	START	1.06	DOWN	13,963.60	34.62	1			
87	CPNREIT	10.40	0.30	2.97	DOWN	START	11.48	DOWN	36,539.80	30.74	1			
88	OTO	1.77	- 0.25	- 12.38	DOWN	START	6.04	DOWN	374,357.75	24.97	0			
89	STA	17.60	- 0.30	- 1.68	DOWN	START	19.11	DOWN	91,818.50	39.44	-5			

* การลงทุนมีความเสี่ยง ผู้ลงทุนควรศึกษาข้อมูลหรือขอคำปรึกษาจากผู้เชี่ยวชาญก่อนตัดสินใจลงทุน



Pi Securities



www.pi.financial



02-2057000

ฝ่ายลูกค้าสัมพันธ์ 02-2057111