

## SET

ดัชนีราคาหุ้นตลาดหลักทรัพย์แห่งประเทศไทย

Resistance 1,545 / 1,560

Support 1,520 / 1,510

Adjust Stop 1,518.38 (Risk 1.07%)

Trailing Stop 1,491.12 (Risk 2.85%)

Base Stop 1,491.12 (Risk 2.85%)

Major Base Stop

- 1,491.12 (Risk 2.85%, 22/05/2023)

Highest Price at this Cycle

- 1,536.59 (Discount 0.11%, 23/05/2023)

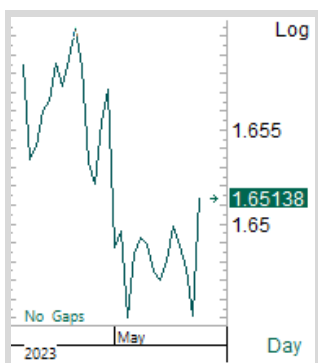
Short-term Trend - Down

Long-term Trend - Down

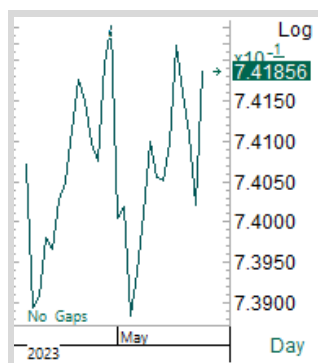


## เทรดตามนักลงทุนสถาบัน

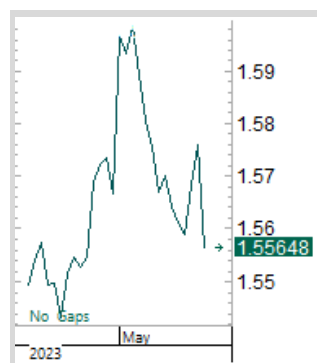
ลู่ตลาดริบาวด์ขึ้นต่อเนื่อง โดยเกาะติดกลุ่มหุ้นที่นักลงทุนสถาบันเลือกเทรด (หุ้น SET50 SET100 เป็นตัวเลือกชุดแรก) สังเกต และติดตามในช่วงระหว่างการเปิดเทรด เลือกหุ้นเลือกกลุ่มที่แข็งแกร่งกว่าตลาด ณ เวลานั้น (Realtime Scan) จะมีความได้เปรียบ เทรดเชิงเก็งกำไรริบาวด์ หรือเลือกเก็บสะสมเชิงพื้นฐาน สภาวะที่คงมีความผันผวนสูง ให้ปฏิบัติตามระเบียบวินัยการลงทุนอย่างเข้มงวด



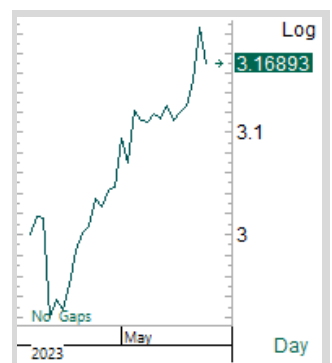
SET/SET50



SET/SET100



SET/SSET



SET/MAI

\* การลงทุนมีความเสี่ยง ผู้ลงทุนควรศึกษาข้อมูลให้รอบคอบก่อนตัดสินใจลงทุน



## GFPT, SET - AGRI

บริษัท จีเอฟพีที จำกัด (มหาชน)

Resistance 11.80 / 12.00

Support 11.40 / 11.20

Adjust Stop 10.80 (Risk 6.90%)

Trailing Stop 10.50 (Risk 9.48%)

Base Stop 10.50 (Risk 9.48%)

Major Base Stop

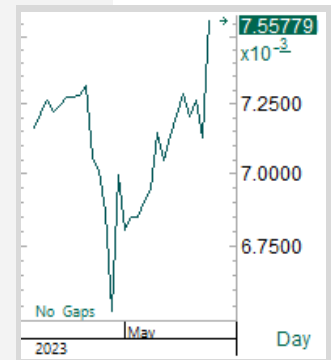
- 9.95 (Risk 14.22%, 27/04/2023)

Highest Price at this Cycle

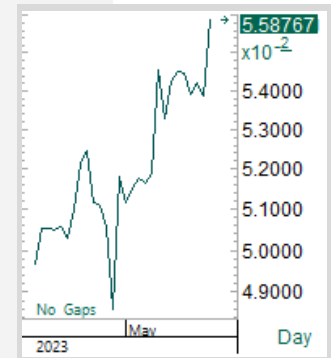
- 11.80 (Discount 1.72%, 23/05/2023)

Short-term Trend - 1st Up

Long-term Trend - Down

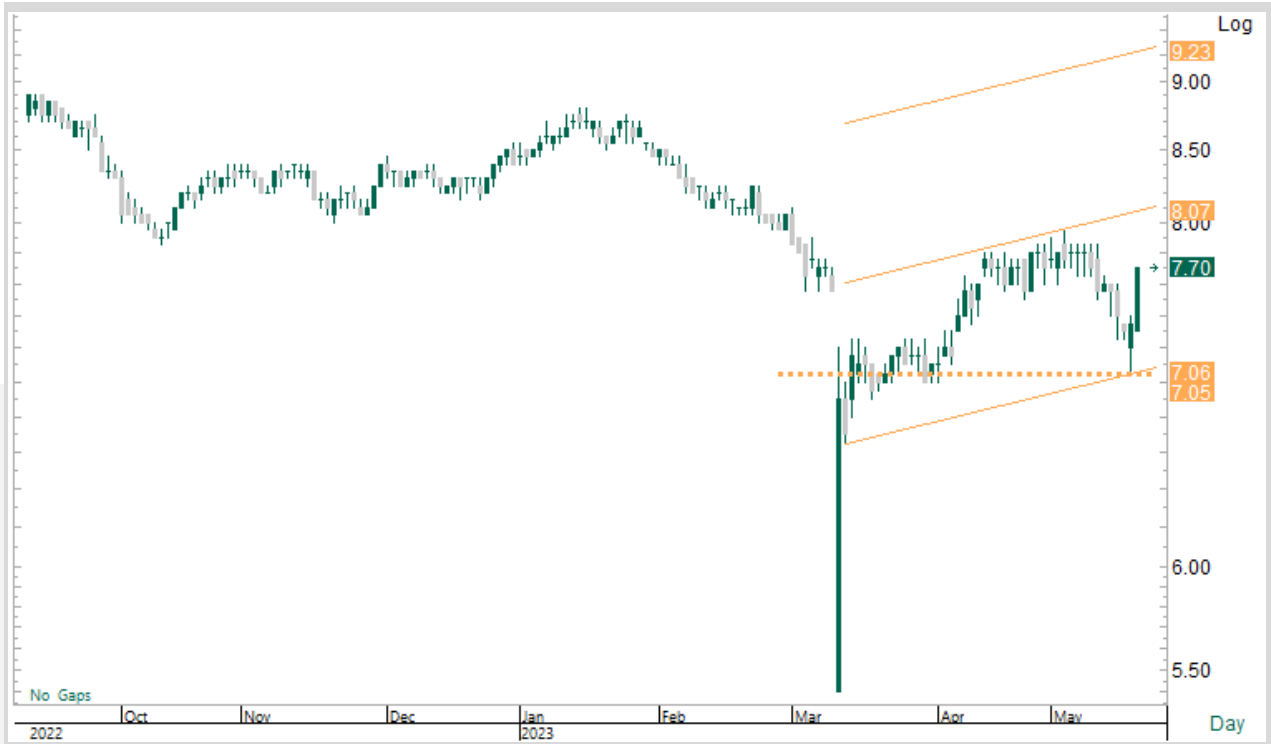


GFPT/SET



GFPT/AGRI

\* การลงทุนมีความเสี่ยง ผู้ลงทุนควรศึกษาข้อมูลให้รอบคอบก่อนตัดสินใจลงทุน



## BTS, SET50 - TRANS

บริษัท บีทีเอส กรุ๊ป โฮลดิ้งส์ จำกัด (มหาชน)

Resistance 7.80 / 7.90

Support 7.60 / 7.50

Adjust Stop 7.30 (Risk 5.19%)

Trailing Stop 7.05 (Risk 8.44%)

Base Stop 7.05 (Risk 8.44%)

Major Base Stop

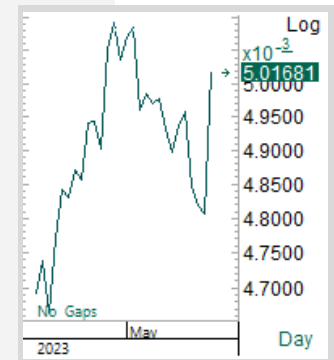
- 5.40 (Risk 29.87%, 13/03/2023)

Highest Price at this Cycle

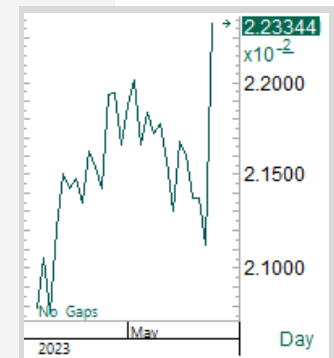
- 7.95 (Discount 3.25%, 08/05/2023)

Short-term Trend - 1st Up

Long-term Trend - Down



BTS/SET



BTS/TRANS

\* การลงทุนมีความเสี่ยง ผู้ลงทุนควรศึกษาข้อมูลให้รอบคอบก่อนตัดสินใจลงทุน

No.	Name	Last	Change	%	Momentum	Pi Volatility Day			SMA20 Value		
						Start/Stop	Point	Trend	(000 Baht)	Pi Score	Position
1	BANK	388.43	7.39	1.94	UP	STOP	372.68	UP	7,466,957.85	64.01	1
2	PROF	399.20	2.79	0.70	UP	STOP	357.21	UP	145,763.40	63.43	-1
3	AUTO	515.28	2.32	0.45	UP	START	517.17	UP	426,501.70	58.33	1
4	CONMAT	8,719.02	32.92	0.38	DOWN	STOP	8,436.97	DOWN	956,094.45	57.43	1
5	FASHION	695.66	10.32	1.51	UP	START	710.28	DOWN	131,080.60	55.63	4
6	COMM	36,859.33	133.07	0.36	UP	START	38,281.12	DOWN	4,939,124.45	55.60	0
7	FOOD	11,678.45	209.24	1.82	UP	STOP	11,082.06	DOWN	3,171,201.20	54.90	6
8	SET50	929.43	-0.13	-0.01	UP	START	959.21	DOWN	33,837,578.15	54.06	-5
9	PFNREIT	147.44	-0.12	-0.08	DOWN	STOP	145.24	DOWN	98,890.55	53.97	-2
10	FIN	4,090.33	38.55	0.95	UP	STOP	3,929.96	DOWN	3,312,830.40	51.78	2
11	ETRON	10,530.45	-549.74	-4.96	UP	STOP	9,229.09	DOWN	2,839,954.05	50.45	-3
12	PERSON	103.15	2.76	2.75	UP	START	104.98	DOWN	74,124.25	49.44	5
13	HEALTH	7,001.53	49.67	0.71	DOWN	START	7,272.39	DOWN	2,302,143.15	49.06	1
14	TRANS	344.76	-3.23	-0.93	UP	START	357.69	DOWN	2,870,347.65	48.83	-4
15	SET100	2,068.92	2.99	0.14	UP	START	2,130.90	DOWN	40,642,741.60	48.51	-4
16	SSET	986.10	15.74	1.62	UP	STOP	961.39	DOWN	2,342,579.05	48.46	4
17	HOME	23.47	0.26	1.12	UP	START	24.22	DOWN	28,065.85	48.26	-1
18	PROP	249.85	3.40	1.38	UP	START	255.76	DOWN	2,808,614.40	47.48	0
19	ICT	157.63	0.39	0.25	UP	START	163.61	DOWN	3,425,028.85	47.38	-4
20	IMM	30.89	0.33	1.08	UP	START	31.07	DOWN	15,052.50	44.73	1
21	TOURISM	635.42	4.75	0.75	UP	START	664.56	DOWN	283,157.30	44.68	-2
22	INSUR	10,786.15	107.43	1.01	DOWN	START	11,208.75	DOWN	328,972.15	43.51	0
23	AGRI	207.60	5.30	2.62	UP	START	212.49	DOWN	189,382.05	43.43	2
24	MEDIA	39.62	0.75	1.93	UP	START	40.78	DOWN	453,350.15	42.16	2
25	ENERG	21,474.45	149.08	0.70	UP	START	22,231.30	DOWN	8,554,645.45	41.97	-2
26	PETRO	836.27	8.63	1.04	UP	START	874.19	DOWN	1,279,755.40	41.01	-2
27	PKG	4,268.15	41.78	0.99	DOWN	START	4,452.22	DOWN	337,706.05	39.45	0
28	STEEL	31.24	0.25	0.81	DOWN	START	32.58	DOWN	20,266.55	37.46	0
29	MAI	484.34	7.51	1.57	DOWN	START	500.57	DOWN	2,001,494.00	36.24	1
30	CONS	56.76	0.09	0.16	DOWN	START	59.65	DOWN	352,409.30	33.96	-1
31	PAPER	3,066.31	112.52	3.81	DOWN	START	3,235.99	DOWN	5,492.40	32.95	0

## Bull Gauge

08

### Most 5 Aggressive Bulls

1. FOOD - AAI BRR ASIAN TFG SUN BTG CPF ITC SNNP TU KSL
2. PERSON - STGT
3. FASHION - NC SABINA
4. SSET
5. FIN - TH NCAP ECL

## Bear Gauge

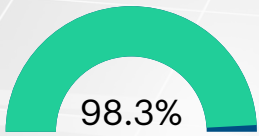
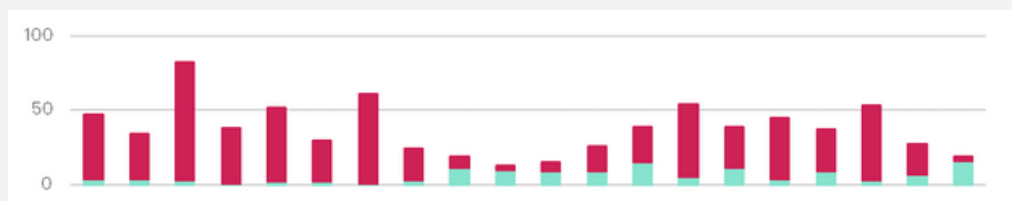
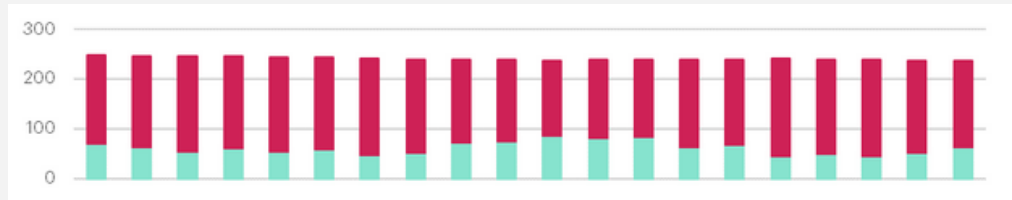
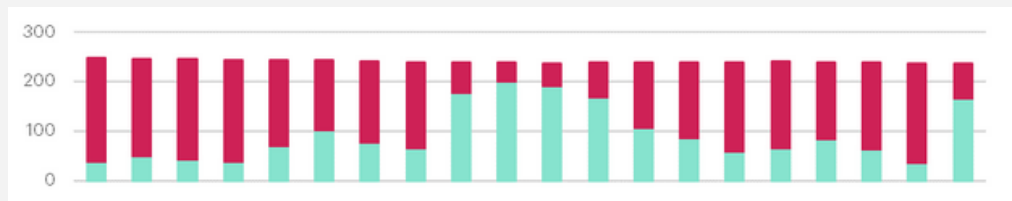
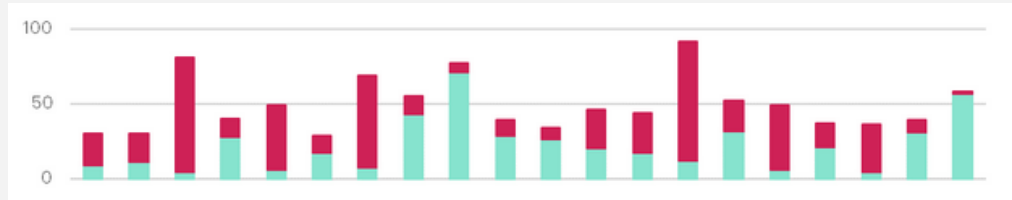
23

### Most 5 Aggressive Bears

1. SET50
2. ICT
3. SET100
4. TRANS
5. ETRON - DELTA

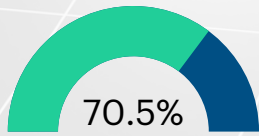
\* การลงทุนมีความเสี่ยง ผู้ลงทุนควรศึกษาข้อมูลหรือขอคำปรึกษาจากที่ปรึกษาการลงทุน

# Pi Meter Monitoring System



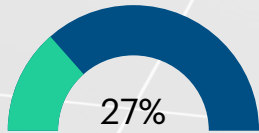
3% Meter

จำนวนสัดส่วน 3% : -3% [57 : 1]



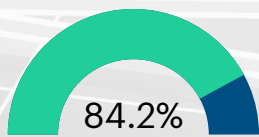
Heikin-Ashi Meter

จำนวนสัดส่วน Up : Down [167 : 70]



EMA75 Meter

จำนวนสัดส่วน Up : Down [64 : 173]



New High / New Low Meter

จำนวนสัดส่วน NH : NL [16 : 3]

\* การลงทุนมีความเสี่ยง ผู้ลงทุนควรศึกษาข้อมูลให้รอบคอบก่อนตัดสินใจลงทุน

# pi Technical Daily

## 24 May 2023

Class A														
Pi Volatility Day									SMA20 Value					
No.	Name	Last	Change	%	Momentum	Start/Stop	Point	Trend	('000 Baht)	Pi Score	Position	H-Ashi	EMA75	N-High
1	NC	7.75	1.80	30.25	UP	STOP	5.94	UP	23,615.20	94.62	0			

Class B														
Pi Volatility Day									SMA20 Value					
No.	Name	Last	Change	%	Momentum	Start/Stop	Point	Trend	('000 Baht)	Pi Score	Position	H-Ashi	EMA75	N-High
2	KAMART	12.90	0.90	7.50	UP	STOP	10.20	UP	163,942.35	71.30	3			
3	MC	13.40	0.80	6.35	UP	STOP	11.74	UP	38,793.05	73.29	1			
4	XO	18.10	0.20	1.12	UP	STOP	16.09	UP	40,976.15	77.26	0			
5	SUN	6.35	0.25	4.10	UP	STOP	5.36	UP	28,691.90	73.73	0			

Class C														
Pi Volatility Day									SMA20 Value					
No.	Name	Last	Change	%	Momentum	Start/Stop	Point	Trend	('000 Baht)	Pi Score	Position	H-Ashi	EMA75	N-High
6	TTB	1.57	0.07	4.67	UP	STOP	1.43	UP	674,959.55	65.97	8			
7	SABINA	30.75	1.75	6.03	UP	STOP	26.85	UP	35,820.00	63.80	8			
8	TU	15.60	0.50	3.31	UP	STOP	14.00	UP	369,644.50	62.75	8			
9	MINT	33.75	0.50	1.50	UP	STOP	30.66	UP	561,809.15	60.08	5			
10	TCAP	50.50	1.00	2.02	UP	STOP	47.37	UP	151,144.45	69.72	3			
11	HTC	38.50	0.75	1.99	UP	STOP	34.10	UP	36,975.20	68.88	2			
12	KTB	19.30	0.60	3.21	UP	STOP	17.94	UP	1,258,586.85	68.48	2			
13	NCAP	5.10	0.22	4.51	UP	STOP	4.17	UP	180,857.30	64.03	2			
14	BBL	161.00	1.50	0.94	UP	STOP	155.65	UP	1,019,895.85	60.67	1			
15	SISB	36.50	0.50	1.39	UP	STOP	32.06	UP	87,951.65	69.52	-1			
16	D	7.20	0.15	2.13	UP	STOP	6.35	UP	26,851.75	66.93	-1			
17	OISHI	58.50	0.50	0.86	UP	STOP	57.37	UP	22,293.80	65.31	-1			
18	OTO	19.60	0.20	1.03	UP	STOP	17.87	UP	99,063.65	64.67	-1			
19	MTC	39.75	0.75	1.92	UP	STOP	35.06	UP	471,596.50	63.88	-1			
20	MTW	3.86	0.12	3.21	UP	STOP	3.26	UP	42,288.35	63.06	-1			
21	AH	34.75	0.25	0.72	UP	STOP	31.44	UP	68,272.45	61.15	-1			
22	AEONTS	199.00	0.50	0.25	UP	STOP	187.04	UP	66,583.05	61.21	-2			
23	SCC	337.00	1.00	0.30	DOWN	STOP	321.86	UP	736,224.80	61.07	-3			
24	KBS	8.35	-	-	UP	STOP	6.93	UP	34,127.75	68.76	-4			
25	ICHI	14.40	0.10	0.70	UP	STOP	12.81	UP	184,989.40	63.23	-4			

Class D														
Pi Volatility Day									SMA20 Value					
No.	Name	Last	Change	%	Momentum	Start/Stop	Point	Trend	('000 Baht)	Pi Score	Position	H-Ashi	EMA75	N-High
26	WARRIX	9.85	0.85	9.44	UP	START	10.19	UP	31,819.10	53.39	50			
27	BTS	7.70	0.35	4.76	UP	STOP	7.18	DOWN	236,866.80	54.77	48			
28	GFPT	11.60	0.70	6.42	UP	STOP	10.13	DOWN	44,496.15	53.29	45			
29	BAY	29.25	1.00	3.54	UP	START	29.71	DOWN	12,626.55	53.93	36			
30	WHA	4.38	0.20	4.78	UP	START	4.48	UP	318,451.25	57.58	28			
31	AUCT	10.20	0.55	5.70	UP	STOP	8.70	UP	17,614.00	55.63	28			
32	SNNP	24.20	0.80	3.42	UP	START	25.16	UP	104,805.90	55.76	22			
33	BCP	31.75	0.75	2.42	UP	START	31.91	UP	176,441.60	54.03	19			
34	SAMART	4.96	0.26	5.53	UP	STOP	4.25	UP	21,312.10	57.69	17			
35	TCMC	1.98	0.12	6.45	UP	START	2.19	UP	19,021.05	53.45	17			
36	KSL	3.36	0.10	3.07	UP	START	3.52	DOWN	11,910.85	51.47	15			
37	BTG	26.50	1.00	3.92	UP	STOP	23.20	DOWN	70,300.85	50.22	15			
38	CHAYO	8.10	0.20	2.53	UP	STOP	7.33	DOWN	16,132.40	53.52	14			
39	SAT	19.90	0.40	2.05	DOWN	STOP	19.28	DOWN	16,715.05	53.39	13			
40	SAWAD	54.50	1.50	2.83	UP	START	58.25	UP	622,656.75	53.37	12			
41	AMATA	22.00	0.40	1.85	UP	START	23.09	UP	147,792.95	53.58	10			
42	SSP	9.00	0.20	2.27	UP	STOP	8.32	UP	11,880.35	57.81	7			
43	BAFS	32.00	0.50	1.59	UP	STOP	30.36	UP	15,398.05	56.40	7			
44	SCB	103.50	1.00	0.98	DOWN	STOP	101.55	DOWN	1,440,843.15	55.49	7			

\* การลงทุนมีความเสี่ยง ผู้ลงทุนควรศึกษาข้อมูลหรือรบกวนก่อนตัดสินใจลงทุน

# pi Technical Daily

## 24 May 2023

45	KBANK	134.50	1.50	1.13	DOWN	STOP	129.19	DOWN	2,016,130.80	55.17	7		
46	RS	14.50	0.20	1.40	UP	STOP	13.92	UP	23,686.50	55.14	7		
47	BJC	38.00	0.50	1.33	UP	START	40.24	UP	165,512.60	53.72	6		
48	SC	4.24	0.10	2.42	UP	START	4.47	DOWN	49,850.90	51.73	6		
49	SABUY	12.70	0.30	2.42	UP	STOP	10.55	UP	191,850.70	59.26	4		
50	SCAP	26.75	0.50	1.90	DOWN	START	28.93	DOWN	30,513.20	50.22	4		
51	Q_CON	13.10	0.60	4.80	UP	START	14.63	UP	18,574.25	52.15	3		
52	PRAPAT	2.52	0.08	3.28	UP	STOP	1.89	UP	28,330.20	59.90	2		
53	TIDLOR	25.25	0.25	1.00	DOWN	STOP	23.13	UP	559,567.05	58.30	1		
54	ILM	20.50	0.20	0.99	UP	START	21.52	UP	22,543.05	54.98	1		
55	PTT	31.50	0.25	0.80	DOWN	STOP	30.55	DOWN	1,290,149.80	54.76	1		
56	EKH	7.80	0.10	1.30	UP	START	8.17	DOWN	12,195.25	50.82	1		
57	ADVANC	213.00	1.00	0.47	UP	STOP	209.09	UP	1,222,791.65	58.96	0		
58	TTW	8.60	0.10	1.18	UP	START	8.83	DOWN	13,058.90	51.40	0		
59	BH	234.00	1.00	0.43	DOWN	START	250.37	UP	552,850.90	56.74	-1		
60	TIPH	43.50	0.25	0.58	UP	STOP	40.09	DOWN	33,649.30	53.94	-1		
61	CPN	68.50	0.75	1.11	DOWN	STOP	66.72	DOWN	509,170.65	53.19	-2		
62	YONG	2.70	0.08	3.05	UP	START	3.14	UP	86,451.90	51.47	-2		
63	MBK	15.70	0.20	1.29	UP	STOP	14.78	DOWN	32,309.45	50.35	-2		
64	PJW	4.32	0.06	1.41	UP	START	4.45	DOWN	12,331.95	53.10	-3		
65	THG	68.25	-	-	DOWN	START	69.52	UP	76,962.20	56.23	-5		
66	PLANB	8.70	-	-	UP	STOP	7.91	UP	118,114.20	55.49	-5		
67	SKY	26.25	-	-	DOWN	STOP	23.03	UP	75,078.60	54.41	-5		
68	KLINIQ	40.25	0.50	1.26	UP	START	44.65	UP	100,410.05	52.18	-5		
69	KKP	62.75	0.50	0.80	UP	START	63.28	DOWN	327,962.50	50.71	-5		
70	GLOBAL	19.20	- 0.10	- 0.52	UP	STOP	17.30	UP	208,469.15	59.01	-6		
71	AAV	2.78	0.02	0.72	UP	STOP	2.60	DOWN	70,525.65	53.22	-6		
72	BEC	8.75	0.10	1.16	UP	STOP	7.61	DOWN	31,070.35	53.07	-6		
73	NEX	13.40	0.20	1.52	UP	STOP	11.22	DOWN	185,110.05	50.81	-6		
74	QH	2.30	0.02	0.88	UP	START	2.39	DOWN	40,868.15	50.45	-6		
75	OSP	30.25	-	-	DOWN	STOP	28.55	UP	265,709.80	55.16	-7		
76	M	52.00	-	-	UP	STOP	48.47	DOWN	54,038.35	54.85	-8		
77	CPALL	62.25	0.25	0.40	DOWN	START	65.49	DOWN	1,752,856.85	50.87	-9		
78	HMPRO	14.20	-	-	UP	STOP	13.63	DOWN	307,203.05	54.01	-10		
79	SIRI	1.77	-	-	UP	START	1.93	DOWN	357,682.15	51.54	-10		
80	MOSHI	41.00	0.25	0.61	UP	START	46.47	DOWN	73,198.70	50.49	-11		
81	TISCO	95.50	0.25	0.26	UP	STOP	91.59	DOWN	520,345.60	52.38	-12		
82	INTUCH	73.25	0.25	0.34	UP	START	76.29	DOWN	361,394.75	53.03	-14		
83	ALPHAX	1.27	-	-	UP	START	1.46	UP	23,563.30	52.99	-16		
84	SPA	11.00	-	-	UP	STOP	10.59	DOWN	20,331.20	52.55	-16		
85	AS	14.80	-	-	DOWN	START	16.00	UP	39,115.15	52.93	-18		
86	KTC	55.25	- 0.50	- 0.90	DOWN	STOP	51.68	DOWN	261,061.95	53.99	-19		
87	DMT	12.90	- 0.10	- 0.77	UP	START	13.30	UP	27,464.65	53.36	-20		

Class E		Pi Volatility Day							SMA20 Value					
No.	Name	Last	Change	%	Momentum	Start/Stop	Point	Trend	('000 Baht)	Pi Score	Position	H-Ashi	EMA75	N-High
88	PRM	6.55	0.40	6.50	UP	STOP	5.61	DOWN	45,255.35	47.32	65			
89	CPF	20.10	0.70	3.61	UP	START	20.47	DOWN	362,801.30	45.18	53			
90	BBIK	99.75	5.75	6.12	UP	START	102.74	DOWN	34,309.25	47.79	45			
91	DIITTO	29.75	3.00	11.21	UP	START	31.69	DOWN	67,345.35	46.36	41			
92	BRI	10.10	0.50	5.21	UP	START	10.62	DOWN	35,546.10	44.64	39			
93	AP	11.00	0.50	4.76	UP	START	11.59	DOWN	295,016.00	45.90	36			
94	RCL	24.60	0.90	3.80	UP	START	25.84	DOWN	89,769.30	44.19	25			
95	BRR	6.15	0.35	6.03	UP	START	6.71	DOWN	15,036.50	45.83	24			
96	AAI	5.00	0.30	6.38	UP	START	5.17	DOWN	29,096.30	42.61	24			

\* การลงทุนมีความเสี่ยง ผู้ลงทุนควรศึกษาข้อมูลหรือรอคอยก่อนตัดสินใจลงทุน

# pi Technical Daily

## 24 May 2023

97	ASIAN	10.20	0.50	5.15	UP	START	10.51	DOWN	11,049.80	40.36	24	
98	MAJOR	15.00	0.50	3.45	UP	START	15.78	DOWN	52,012.40	43.43	23	
99	SPRC	9.00	0.40	4.65	UP	START	9.36	DOWN	124,481.10	42.71	21	
100	STGT	9.25	0.30	3.35	UP	START	9.75	DOWN	42,242.90	46.26	20	
101	SHR	3.50	0.12	3.55	UP	START	3.62	DOWN	32,331.85	43.79	19	
102	III	11.90	0.40	3.48	UP	START	12.53	DOWN	26,554.20	44.02	18	
103	HENG	2.58	0.06	2.38	DOWN	START	2.68	DOWN	14,075.05	47.40	16	
104	FSMART	9.85	0.40	4.23	UP	START	10.08	DOWN	23,820.40	46.34	16	
105	ECL	1.53	0.05	3.38	UP	START	1.60	DOWN	14,586.25	41.14	15	
106	TEAMG	8.25	0.35	4.43	UP	START	8.95	DOWN	34,283.70	47.40	13	
107	VGI	3.34	0.12	3.73	UP	START	3.54	DOWN	99,457.85	41.11	13	
108	ITC	24.00	0.80	3.45	UP	STOP	20.37	DOWN	140,455.80	49.71	11	
109	ORI	10.60	0.20	1.92	UP	START	11.38	DOWN	111,496.70	44.03	11	
110	JMART	20.30	0.90	4.64	UP	START	21.49	DOWN	499,449.70	42.65	11	
111	PR9	17.80	0.60	3.49	UP	START	19.02	DOWN	56,260.80	46.78	9	
112	AWC	5.25	0.10	1.94	DOWN	START	5.64	DOWN	164,770.30	46.15	9	
113	STA	19.20	0.40	2.13	UP	START	20.59	DOWN	82,152.45	44.36	9	
114	TEGH	3.86	0.12	3.21	UP	START	4.05	DOWN	11,572.10	41.11	9	
115	PROEN	5.45	0.15	2.83	DOWN	START	5.95	DOWN	12,565.90	46.82	8	
116	BE8	45.00	1.25	2.86	UP	STOP	40.49	DOWN	32,964.90	46.34	8	
117	PRI	32.25	1.00	3.20	UP	START	35.65	DOWN	31,177.65	49.40	7	
118	TEAM	7.10	0.20	2.90	UP	START	7.72	DOWN	13,022.45	47.20	7	
119	TVO	25.75	0.25	0.98	DOWN	START	26.88	DOWN	14,498.85	47.80	6	
120	ASK	28.50	0.50	1.79	DOWN	STOP	27.26	DOWN	26,897.00	49.38	5	
121	SUPER	0.58	0.01	1.75	UP	START	0.63	DOWN	14,531.15	47.48	5	
122	TPIPL	1.50	0.02	1.35	UP	START	1.56	DOWN	11,312.10	45.25	5	
123	BCH	18.00	0.40	2.27	UP	START	19.32	DOWN	400,209.60	42.57	5	
124	ITD	1.43	0.03	2.14	UP	START	1.51	DOWN	10,441.40	40.97	5	
125	IVL	33.50	0.50	1.52	UP	START	35.33	DOWN	477,488.25	47.31	4	
126	AU	10.20	0.20	2.00	DOWN	START	10.95	DOWN	25,348.55	45.85	4	
127	TGE	1.68	0.03	1.82	UP	START	1.85	DOWN	13,460.70	44.46	4	
128	FORTH	31.75	1.00	3.25	UP	START	31.80	DOWN	44,546.55	49.98	3	
129	TLI	12.00	0.20	1.69	DOWN	START	12.76	DOWN	131,325.55	44.83	2	
130	RAM	47.25	0.75	1.61	DOWN	START	49.27	DOWN	14,779.25	40.09	1	
131	HUMAN	10.30	0.10	0.98	UP	START	10.66	DOWN	15,853.95	47.51	0	
132	KJL	9.60	0.30	3.23	DOWN	START	11.99	DOWN	38,533.95	44.07	0	
133	THANI	3.48	0.04	1.16	DOWN	START	3.67	DOWN	32,545.15	43.54	0	
134	TKS	9.65	0.15	1.58	UP	START	10.45	DOWN	10,683.85	40.69	0	
135	NRF	5.45	0.05	0.93	UP	START	5.83	DOWN	26,818.55	47.73	-1	
136	BCPG	9.20	0.10	1.10	UP	START	9.72	DOWN	56,489.05	47.20	-1	
137	PTG	12.30	0.20	1.65	DOWN	START	13.20	DOWN	240,432.75	42.93	-1	
138	LH	8.80	0.10	1.15	UP	START	9.18	DOWN	433,321.90	42.39	-1	
139	TOP	46.00	0.50	1.10	UP	START	48.73	DOWN	490,315.30	41.55	-1	
140	MEGA	39.50	0.50	1.28	UP	START	42.05	DOWN	99,772.75	43.39	-2	
141	OR	21.10	0.10	0.48	DOWN	START	22.44	DOWN	510,324.05	48.04	-3	
142	BM	3.98	0.06	1.53	DOWN	START	4.41	DOWN	13,804.60	45.37	-3	
143	PTTEP	148.50	1.50	1.02	UP	START	155.96	DOWN	1,257,593.80	49.53	-4	
144	TTA	7.15	0.05	0.70	UP	START	7.31	DOWN	19,026.15	46.95	-5	
145	NETBAY	21.80	0.20	0.93	UP	START	22.24	DOWN	12,466.95	44.34	-5	
146	THCOM	11.60	0.20	1.75	DOWN	START	13.31	DOWN	130,573.70	43.15	-5	
147	SCCC	133.50	1.00	0.75	UP	STOP	130.65	DOWN	15,384.00	46.76	-6	
148	CENTEL	50.00	0.50	1.01	UP	START	53.45	DOWN	177,854.55	45.02	-6	
149	ERW	4.44	0.04	0.91	UP	START	4.65	DOWN	54,943.30	46.01	-7	
150	RATCH	36.75	0.25	0.68	UP	START	38.58	DOWN	133,861.65	44.00	-7	
151	BYD	7.90	0.10	1.28	DOWN	STOP	7.40	DOWN	84,655.10	41.68	-7	

\* การลงทุนมีความเสี่ยง ผู้ลงทุนควรศึกษาข้อมูลให้รอบคอบก่อนตัดสินใจลงทุน



# pi Technical Daily

## 24 May 2023

152	CRC	43.00	0.25	0.58	DOWN	START	45.74	DOWN	404,268.65	49.62	-8		
153	DOD	4.24	0.02	0.47	UP	START	4.52	DOWN	37,706.60	46.93	-8		
154	BLA	25.50	0.25	0.99	DOWN	START	27.69	DOWN	86,859.60	43.10	-8		
155	BGRIM	37.50	0.25	0.67	UP	START	40.46	DOWN	313,861.55	49.23	-9		
156	TAKUNI	1.98	0.02	1.02	DOWN	START	2.23	DOWN	37,761.30	45.63	-9		
157	JMT	42.75	-	-	UP	START	44.01	DOWN	487,824.80	47.65	-10		
158	GULF	48.50	0.25	0.52	UP	START	51.62	DOWN	1,130,088.30	44.12	-11		
159	KCE	38.25	0.25	0.66	UP	START	41.26	DOWN	353,345.50	43.13	-11		
160	ECF	1.36	0.01	0.74	DOWN	STOP	1.35	DOWN	10,239.50	41.65	-11		
161	SVI	8.20	0.05	0.61	UP	START	9.11	DOWN	41,589.85	42.73	-12		
162	EGCO	145.00	0.50	0.35	UP	START	151.26	DOWN	118,767.80	40.55	-13		
163	TMI	1.70	-0.01	-0.58	UP	START	2.02	DOWN	31,172.40	44.86	-15		
164	SPALI	20.40	0.10	0.49	UP	START	21.51	DOWN	130,856.35	43.94	-16		
165	HANA	41.50	0.25	0.61	UP	START	42.60	DOWN	418,677.10	43.89	-16		
166	IRPC	2.30	-	-	UP	START	2.49	DOWN	135,112.50	40.33	-17		
167	DIF	12.40	-	-	DOWN	START	12.79	DOWN	135,201.20	48.77	-18		
168	AURA	16.20	-	-	DOWN	START	17.63	DOWN	46,149.05	45.45	-18		
169	ROJNA	5.80	-0.05	-0.85	DOWN	START	6.51	DOWN	31,319.05	46.83	-22		
170	CPNREIT	12.90	-0.10	-0.77	DOWN	START	13.46	DOWN	19,606.80	41.82	-25		
171	TMC	2.68	-0.04	-1.47	DOWN	START	3.28	DOWN	19,477.55	43.81	-26		
172	MENA	1.79	-0.04	-2.19	DOWN	START	2.31	DOWN	32,200.05	42.31	-27		
173	RBF	9.90	-0.20	-1.98	DOWN	START	11.36	DOWN	44,824.70	41.37	-29		
174	BEM	8.30	-0.05	-0.60	DOWN	START	8.90	DOWN	316,176.50	43.42	-32		

Class F		Pi Volatility Day						SMA20 Value						
No.	Name	Last	Change	%	Momentum	Start/Stop	Point	Trend	(000 Baht)	Pi Score	Position	H-Aahi	EMA75	N-High
175	TFG	4.30	0.18	4.37	DOWN	START	4.53	DOWN	28,091.00	37.43	22			
176	CKP	3.54	0.12	3.51	DOWN	START	3.83	DOWN	26,122.20	38.49	18			
177	DPAINT	5.80	0.40	7.41	UP	START	6.30	DOWN	14,881.60	36.23	15			
178	NER	4.84	0.12	2.54	UP	START	5.09	DOWN	34,249.95	37.43	14			
179	ONEE	4.86	0.16	3.40	DOWN	START	5.43	DOWN	58,012.00	35.95	8			
180	BAM	11.30	0.30	2.73	UP	START	12.10	DOWN	211,475.35	35.10	8			
181	TH	1.44	0.07	5.11	UP	START	1.59	DOWN	10,593.35	38.17	7			
182	IIG	22.60	1.40	6.60	UP	START	25.55	DOWN	21,556.20	32.28	1			
183	SINGER	11.90	0.40	3.48	UP	START	13.95	DOWN	261,252.20	34.59	0			
184	SNC	11.30	0.20	1.80	DOWN	START	12.21	DOWN	10,284.45	32.97	0			
185	WICE	8.00	0.15	1.91	DOWN	START	8.69	DOWN	13,532.30	36.95	-1			
186	ZIGA	2.08	0.04	1.96	UP	START	2.38	DOWN	20,028.45	35.07	-1			
187	AQUA	0.48	0.01	2.13	DOWN	START	0.54	DOWN	11,460.90	34.26	-1			
188	KEX	10.50	0.10	0.96	UP	START	12.02	DOWN	37,814.00	31.07	-1			
189	CHG	3.08	0.04	1.32	DOWN	START	3.31	DOWN	144,860.00	37.06	-2			
190	ACE	1.89	0.03	1.61	DOWN	START	2.08	DOWN	42,249.40	36.08	-3			
191	SGC	2.18	0.06	2.83	DOWN	START	2.61	DOWN	51,644.60	37.08	-4			
192	PSL	10.60	0.10	0.95	UP	START	11.74	DOWN	68,120.15	34.47	-4			
193	JAS	1.42	0.03	2.16	DOWN	START	1.70	DOWN	55,117.80	35.57	-6			
194	GPSC	59.50	0.25	0.42	UP	START	63.69	DOWN	393,103.80	39.41	-8			
195	EA	66.00	-0.25	-0.38	UP	START	70.33	DOWN	714,194.55	37.22	-8			
196	PTTGC	37.75	0.25	0.67	UP	START	39.93	DOWN	780,991.25	36.80	-8			
197	BANPU	8.35	0.05	0.60	UP	START	8.80	DOWN	846,625.25	35.81	-8			
198	SCGP	42.50	0.25	0.59	DOWN	START	45.12	DOWN	285,187.20	39.93	-9			
199	CBG	69.50	0.50	0.72	UP	START	75.72	DOWN	508,754.60	34.87	-9			
200	STEC	9.55	0.05	0.53	DOWN	START	10.75	DOWN	105,233.90	34.61	-9			
201	PSG	0.80	-	-	DOWN	START	0.95	DOWN	44,573.50	36.39	-10			
202	RABBIT	0.70	-	-	UP	START	0.79	DOWN	12,398.25	34.26	-11			
203	HL	16.40	-	-	UP	START	18.28	DOWN	14,475.60	34.19	-11			
204	GUNKUL	3.42	-0.02	-0.58	UP	START	3.72	DOWN	230,822.45	39.18	-12			
205	ETC	3.02	-0.04	-1.31	DOWN	START	3.41	DOWN	14,593.60	35.09	-15			

\* การลงทุนมีความเสี่ยง ผู้ลงทุนควรศึกษาข้อมูลหรือขอคำปรึกษาจากผู้เชี่ยวชาญก่อนตัดสินใจลงทุน