

AT THE OPEN(#ATO) Sideways

Swing on earnings & econ data

We anticipate the SET will remain in a sideways movement, with a support level of 1,550 points and a resistance level of 1,570 points. Our ATO picks for today are 'PTTEP' and 'BRR', which have strong potential for earnings growth.



PTTEP

Daily Stock picks

The global crude oil prices have temporarily recovered after slowing down due to concerns about the economic recession. However, it is expected that OPEC's decision to further cut output in May will boost crude oil prices. This is positive for speculators who are interested in investing in upstream energy stocks.

Strategic TP THB170



BRR

Daily Stock picks

The company is benefiting from a significant increase in global sugar prices, which have reached a new high in 11 years due to accelerated demand and reduced supply from India. Additionally, the wood pellet project to extend the New S Curve, which is expected to begin in the second half of 2023, should further boost earnings.

Strategic TP TH8.50

INVESTMENT THEME

Market swings ahead of earnings and economic data reports

» The market is currently waiting for earnings and economic data reports to be released at the end of the week: Overall, the short-term investment outlook suggests that the market still lacks new catalysts to support further movement. As a result, the index is expected to fluctuate within a narrow range amid thin trading volume. This week, major listed companies around the world are set to release their earnings reports, including Pepsi, GM, GE, McDonald's, Microsoft, UBS on Tuesday, Boeing and Meta on Wednesday, and Amazon, Intel, Mastercard, Barclays, etc. on Thursday. In Thailand, HMPRO and SCGP will report earnings on Tuesday, SCC on Wednesday, and BH, ITC, PTTEP, SCCC, etc. on Thursday. With all these expectations, we recommend that investors focus on accumulating stocks with a strong earnings growth outlook that can withstand a relatively difficult market. Regarding important economic data, it is recommended to keep an eye on the Thai exports report, which will be released on Wednesday. Additionally, at the end of the week, it is important to follow the US 1Q23 GDP, which is expected to grow by +2.0% QoQ, and the Eurozone 1Q23 GDP, which is expected to grow by +1.4% YoY and +0.2% QoQ. The US PCE report, which is expected to show a +4.1% YoY increase, should not be missed on Friday. All of this information will be important in considering the Fed's monetary policy decision at its May 3 meeting.



SET INDEX

1,557.87 -0.49

Trading Summary 24 April 23

TYPE	NET (M.Bt)
Institution	+78.06
Proprietary	-124.17
Foreign	-681.55
Individual	+727.67
Total Value	35,491.29

Source : www.set.or.th

MARKET SUMMARY

Yesterday, the SET narrowly swung, awaiting for new catalysts such as the US PCE report at the end of this week. The market closed at 1,557.87 points (-0.49 points) with a trading value of THB35b (vs THB57b the previous day).

Foreign investors sold Thai shares with a net amount of THB681m, while institutional investors bought with a net amount of THB78m. There were net Long positions on 9,963 contracts of SET50 Index Futures.





















EYES ON :

- >> **25 Apr** US New Home Sales, US CB Consumer Confidence
- >> **26 Apr** Thailand Exports Report, US Durable Goods Orders, US Crude Oil Inventories



WORLD INDEX

Index		2-Day Price Chart	Latest Price	% Change			PER		PBV		Div. Yld.	
				1 Day	1 Week	YTD	22F	23F	22F	23F	22F	23F
US												
DJIA	Index		33,817.2	0.0%	-0.5%	2.0%	17.5x	16.5x	4.2x	3.8x	2.2%	2.3%
S&P500	Index		4,130.4	-0.1%	-0.5%	7.6%	19.0x	17.2x	3.7x	3.4x	1.7%	1.8%
Nasdaq	Index		12,010.2	-0.5%	-1.2%	14.7%	26.9x	22.9x	4.4x	3.8x	1.0%	1.0%
EUROPE												
Stoxx50	Index		4,401.8	-0.2%	0.8%	16.0%	12.9x	12.1x	1.8x	1.7x	3.4%	3.7%
FTSE	Index		7,912.2	0.0%	0.4%	6.2%	11.0x	10.8x	1.7x	1.6x	4.1%	4.3%
CAC40	Index		7,573.9	0.0%	1.0%	17.0%	13.5x	12.6x	1.9x	1.7x	3.1%	3.4%
DAX	Index		15,864.0	-0.1%	0.5%	13.9%	12.0x	10.8x	1.5x	1.4x	3.4%	3.6%
Asia												
Nikkei (Japan)	Index		28,593.5	0.1%	0.3%	9.6%	17.2x	15.5x	1.7x	1.6x	2.1%	2.2%
HSKI (Hongkong)	Index		19,959.9	-0.6%	-4.0%	0.9%	9.6x	8.7x	1.0x	1.0x	3.8%	4.0%
SSEC (China)	Index		3,275.4	-0.8%	-3.3%	6.0%	13.3x	11.2x	1.4x	1.3x	2.9%	3.1%
KOSPI (Korea)	Index		2,523.5	-0.8%	-2.0%	12.8%	14.6x	9.9x	0.9x	0.9x	2.3%	2.4%
Taiex (Taiwan)	Index		15,626.9	0.2%	-2.1%	10.5%	15.8x	13.1x	2.0x	1.8x	3.6%	3.9%
SET (Thai)	Index		1,557.9	0.0%	-2.7%	-6.6%	15.3x	13.8x	1.4x	1.4x	3.2%	3.5%
JSX (Indonesia)	Index		6,821.8	0.5%	0.2%	-0.4%	13.7x	12.5x	1.8x	1.7x	4.0%	4.2%
PSEi (Philippines)	Index		6,598.4	1.2%	1.8%	0.5%	12.5x	11.2x	1.4x	1.3x	2.4%	2.5%
VNI (Vietnam)	Index		1,041.4	-0.1%	-1.2%	3.4%	10.1x	8.3x	1.5x	1.3x	n.m.	n.m.
Sensex (India)	Index		60,056.1	0.7%	0.2%	-1.3%	19.7x	16.9x	3.0x	2.7x	1.5%	1.7%
MSCI AP ex-Japan	Index		518.0	-1.1%	-2.2%	2.4%	13.8x	11.8x	1.5x	1.4x	3.0%	3.2%

Source : Bloomberg and MST Research

COMMODITIES












PRICE UPDATE

Commodity			2-Day Price Chart	Latest Price	% Change						
					1D	1W	1M	3M	6M	1Y	YTD
Crude Oil											
PGCRDUBA	Dubai	\$/ bbl		81.6	0.7%	-5.6%	10.5%	-3.6%	-7.3%	-21.4%	3.8%
CLA Comdty	NYMEX	\$/ bbl		79.0	1.4%	-2.3%	13.8%	-2.1%	0.6%	-9.3%	-1.5%
COA Comdty	BRENT	\$/ bbl		83.0	1.6%	-2.1%	11.2%	-3.4%	-2.0%	-10.3%	-2.1%
Gasoil											
MOGFM925 Index	Singapore Gasoline	\$/ bbl		90.1	-0.3%	-7.0%	-3.7%	-13.1%	2.4%	-27.5%	-2.5%
FSSGM1	Singapore Diesel	\$/ bbl		95.1	2.5%	-2.0%	-1.4%	-22.6%	-26.6%	-32.7%	-20.9%
JETKSPOT	Singapore Jet Kerosene	\$/ bbl		94.1	1.3%	-4.3%	-0.7%	-25.6%	-21.4%	-29.2%	-18.2%
N6SH1805	Singapore Fuel Oil	\$/ bbl		451.0	0.6%	-4.5%	13.0%	5.9%	22.4%	-31.7%	10.1%
LPGSMBNB	US Liquefied Petroleum Gas	cents/gallon		91.0	0.8%	-3.0%	18.5%	-22.6%	-2.9%	-41.1%	-10.3%
Metal											
GCA Comdty	Gold COMEX	\$/oz		2,000.4	0.5%	-0.3%	-0.1%	1.6%	17.9%	0.7%	7.7%
XAG Curncy	Silver	\$/oz		25.2	0.5%	0.7%	8.5%	6.4%	31.0%	6.7%	5.2%
LMCADY Comdty	Copper	\$/ MT		8,778.5	-1.0%	-2.8%	0.2%	-5.7%	13.7%	-14.5%	4.9%
Steel											
CDSPDRAV	China Rebar 25 mm	CNY/MT		3,855.0	-3.3%	-4.4%	-8.3%	-8.4%	-3.2%	-24.3%	-6.6%
CDSPHRAV	China Hot Rolled Sheet	CNY/MT		4,019.0	-3.3%	-4.7%	-7.2%	-4.2%	3.6%	-22.5%	-3.1%
Coal											
XAA Comdty	Rotterdam	\$/ MT		129.0	1.4%	7.3%	0.8%	-28.1%	-46.6%	-44.1%	-29.8%
XOA Comdty	Richard Bay	\$/ MT		128.5	0.4%	1.0%	-4.7%	-25.3%	-45.1%	-45.5%	-24.6%
XWA Comdty	New Castle	\$/ MT		199.0	-0.8%	3.4%	5.4%	-28.1%	-39.5%	-7.7%	-32.8%
Dry Bulk											
BDIY Index	BDI Baltic Dry Index	Points		1,504.0	5.0%	6.5%	1.0%	108.6%	-16.3%	-34.8%	-0.7%
BSI58A Index	BSI Baltic Supramax	Points		1,201.0	1.9%	9.4%	-9.8%	85.1%	-28.1%	-55.2%	13.1%
BPIY Index	BPI Baltic Panamax	Points		1,692.0	0.9%	1.0%	7.6%	63.5%	-19.9%	-43.7%	10.2%
BCI14 Index	BCI Baltic Capesize	Points		1,962.0	10.3%	8.9%	4.3%	186.4%	-3.6%	6.3%	-13.2%
BHSI Index	BHSI Baltic Handysize Index	Points		660.0	1.5%	4.8%	-6.1%	52.4%	-31.2%	-56.1%	-0.5%
Soft Comdty											
CTA Comdty	Cotton Futures	\$/ lbs		81.2	1.3%	-2.5%	5.2%	-6.9%	8.8%	-23.9%	-2.6%
SB1 Comdty	NYMEX Sugar	\$/ lbs		25.9	4.3%	6.0%	24.4%	30.3%	42.9%	34.7%	29.3%
RG1 Comdty	RSS3 Rubber	\$/ kg		149.7	-1.6%	-2.8%	-4.6%	-10.1%	1.1%	-30.2%	-1.5%
C A Comdty	Corn	cents/bushels		607.3	-1.3%	-5.5%	-2.5%	-8.6%	-10.9%	-16.1%	-9.6%
S A Comdty	Soybean	cents/bushels		1,438.5	-0.7%	-3.2%	2.3%	-2.8%	2.7%	-3.6%	-6.2%

Source : Bloomberg and MST Research



and CURRENCY

Bond & Money Market			2-Day Price Chart	Latest Price	% Change						
					1D	1W	1M	3M	6M	1Y	YTD
Volatility											
VIX Index	VIX Index	Index		17.1	1.8%	0.8%	-21.4%	-11.0%	-42.8%	-39.5%	-21.2%
Bond Yield											
US											
USGG2YR Index	2 Yr	%		4.1	-1.0%	-1.3%	9.9%	-1.7%	-8.1%	55.2%	-6.5%
USGG10YR Index	10 Yr	%		3.5	-1.7%	-2.5%	4.0%	1.7%	-17.2%	21.1%	-9.4%
Japan											
GJGB2 Index	2 Yr	%		(0.0)	-7.7%	-5.0%	28.8%	-4100.0%	-4300.0%	19.2%	-207.7%
GJGB10 Index	10 Yr	%		0.5	0.0%	-2.5%	49.7%	12.9%	85.5%	89.2%	12.1%
Thailand											
TBDC2Y Index	2 Yr	%		1.9	-0.1%	0.1%	8.1%	12.9%	-4.5%	42.2%	13.9%
TBDC10Y Index	10 Yr	%		2.5	-0.5%	-0.3%	7.8%	1.5%	-25.0%	-12.3%	-5.7%
Currency											
DXY	Dollar Index	Points		101.4	-0.5%	-0.7%	-1.7%	-0.5%	-9.5%	0.1%	-2.1%
EURUSD	US\$/Euro	Dollar crosses		1.1	0.5%	1.1%	2.7%	1.5%	11.9%	3.1%	3.2%
GBPUSD	US\$/GBP	Dollar crosses		1.2	0.4%	0.9%	2.1%	1.2%	10.7%	-2.0%	3.3%
USDJPY	Yen/US\$	Dollar crosses		134.3	-0.1%	0.1%	-2.7%	-3.1%	10.9%	-4.6%	-2.4%
USDCNY	Yuan/US	Dollar crosses		6.9	-0.1%	-0.2%	-0.4%	-1.5%	5.3%	-4.9%	0.0%
USDTHB	THB/US\$	Dollar crosses		34.4	0.1%	0.4%	-0.4%	-4.7%	11.3%	-0.6%	0.7%

Source : Bloomberg and MST Research

NVDR BUY

Daily: Top 10 NVDR Net Buy Value

Note: Unit: Million Baht

	Stock	24-Apr-23	21-Apr-23	20-Apr-23	19-Apr-23	18-Apr-23
1	ADVANC	252.9	46.8	34.0	38.2	-100.2
2	HANA	209.7	30.4	-44.2	-94.0	-27.0
3	TOP	170.7	60.0	91.0	14.6	-91.4
4	CPALL	105.0	-45.5	-132.7	-233.8	-26.9
5	BDMS	93.2	163.9	-100.4	-122.7	-53.8
6	SCB	90.0	818.8	570.8	-171.7	-97.9
7	DELTA	77.9	-447.0	-158.2	-242.3	-63.8
8	BH	69.5	27.6	106.4	-79.5	134.8
9	CBG	59.4	-56.1	66.9	-128.7	-43.0
10	CPN	56.1	-70.1	52.7	-10.5	-27.5

Weekly: Top 10 NVDR Net Buy Value

	Stock	WTD	-2nd Wk	-3rd Wk	-4th Wk	-5th Wk
1	KTB	1,721.5	-311.1	166.0	-49.1	20.0
2	SCB	1,210.1	-338.4	243.0	607.2	384.8
3	WHA	420.9	270.8	272.3	72.3	122.4
4	MINT	401.3	-60.5	182.2	-188.7	-44.8
5	BBL	382.6	129.5	450.6	-388.6	277.1
6	BCH	357.9	148.7	34.4	-48.2	33.0
7	ADVANC	271.7	205.6	281.7	58.7	-98.7
8	BH	258.8	499.0	303.1	346.4	281.3
9	TOP	244.9	94.7	197.3	64.4	139.2
10	TTB	194.8	-176.7	-7.6	-89.9	-167.5

Source : SETSMART and MST Research

NVDR SELL

Daily: Top 10 NVDR Net Sell Value

Note: Unit: Million Baht

Stock	24-Apr-23	21-Apr-23	20-Apr-23	19-Apr-23	18-Apr-23
1 KBANK	-262.6	38.2	-1,476.8	-110.4	-169.4
2 TISCO	-222.6	-356.1	-109.1	-319.0	-120.6
3 PTTEP	-174.3	-255.1	-87.4	136.7	-539.7
4 OSP	-161.5	45.6	5.4	10.5	-5.4
5 KKP	-144.7	-20.0	18.9	-19.4	-25.3
6 BBL	-137.2	426.9	204.7	-13.9	-98.0
7 SPALI	-136.7	16.7	-16.0	-50.8	-30.6
8 SCC	-67.1	-69.1	-118.3	-90.0	-66.0
9 TRUE	-60.6	-91.1	-67.9	-54.8	-62.9
10 MAKRO	-53.0	-46.0	-12.5	16.2	-57.7

Weekly: Top 10 NVDR Net Sell Value

Stock	WTD	-2nd Wk	-3rd Wk	-4th Wk	-5th Wk
1 TISCO	-1,127.4	-156.0	-20.2	-69.2	33.9
2 PTTEP	-919.8	263.1	50.6	137.0	281.5
3 DELTA	-833.5	37.0	-1,012.0	1,735.7	85.1
4 EA	-644.4	341.5	60.2	36.3	-185.3
5 SCC	-410.4	204.4	129.6	-35.5	188.9
6 PTT	-361.7	190.8	484.0	578.2	-6.7
7 PTTGC	-359.5	153.2	105.0	74.8	-388.6
8 TRUE	-337.3	-70.5	-7.1	188.0	239.5
9 CPALL	-334.0	-13.5	727.7	231.1	177.0
10 IVL	-326.5	-26.9	-142.4	-167.5	-17.6

Source : SETSMART and MST Research

APPENDIX I : TERMS FOR PROVISION OF REPORT, DISCLOSURES AND DISCLAIMERS

This research report is prepared for general circulation and for information purposes only and under no circumstances should it be considered or intended as an offer to sell or a solicitation of an offer to buy the securities referred to herein. Investors should note that values of such securities, if any, may fluctuate and that each security's price or value may rise or fall. Opinions or recommendations contained herein are in form of technical ratings and fundamental ratings. Technical ratings may differ from fundamental ratings as technical valuations apply different methodologies and are purely based on price and volume-related information extracted from the relevant jurisdiction's stock exchange in the equity analysis. Accordingly, investors' returns may be less than the original sum invested. Past performance is not necessarily a guide to future performance. This report is not intended to provide personal investment advice and does not take into account the specific investment objectives, the financial situation and the particular needs of persons who may receive or read this report. Investors should therefore seek financial, legal and other advice regarding the appropriateness of investing in any securities or the investment strategies discussed or recommended in this report.

The information contained herein has been obtained from sources believed to be reliable but such sources have not been independently verified by Maybank Investment Bank Berhad, its subsidiary and affiliates (collectively, "Maybank IBG") and consequently no representation is made as to the accuracy or completeness of this report by Maybank IBG and it should not be relied upon as such. Accordingly, Maybank IBG and its officers, directors, associates, connected parties and/or employees (collectively, "Representatives") shall not be liable for any direct, indirect or consequential losses or damages that may arise from the use or reliance of this report. Any information, opinions or recommendations contained herein are subject to change at any time, without prior notice.

This report may contain forward looking statements which are often but not always identified by the use of words such as "anticipate", "believe", "estimate", "intend", "plan", "expect", "forecast", "predict" and "project" and statements that an event or result "may", "will", "can", "should", "could" or "might" occur or be achieved and other similar expressions. Such forward looking statements are based on assumptions made and information currently available to us and are subject to certain risks and uncertainties that could cause the actual results to differ materially from those expressed in any forward looking statements. Readers are cautioned not to place undue reliance on these forward-looking statements. Maybank IBG expressly disclaims any obligation to update or revise any such forward looking statements to reflect new information, events or circumstances after the date of this publication or to reflect the occurrence of unanticipated events.

Maybank IBG and its officers, directors and employees, including persons involved in the preparation or issuance of this report, may, to the extent permitted by law, from time to time participate or invest in financing transactions with the issuer(s) of the securities mentioned in this report, perform services for or solicit business from such issuers, and/or have a position or holding, or other material interest, or effect transactions, in such securities or options thereon, or other investments related thereto. In addition, it may make markets in the securities mentioned in the material presented in this report. One or more directors, officers and/or employees of Maybank IBG may be a director of the issuers of the securities mentioned in this report to the extent permitted by law.

This report is prepared for the use of Maybank IBG's clients and may not be reproduced, altered in any way, transmitted to, copied or distributed to any other party in whole or in part in any form or manner without the prior express written consent of Maybank IBG and Maybank IBG and its Representatives accepts no liability whatsoever for the actions of third parties in this respect.

This report is not directed to or intended for distribution to or use by any person or entity who is a citizen or resident of or located in any locality, state, country or other jurisdiction where such distribution, publication, availability or use would be contrary to law or regulation. This report is for distribution only under such circumstances as may be permitted by applicable law. The securities described herein may not be eligible for sale in all jurisdictions or to certain categories of investors. Without prejudice to the foregoing, the reader is to note that additional disclaimers, warnings or qualifications may apply based on geographical location of the person or entity receiving this report.

Malaysia

Opinions or recommendations contained herein are in the form of technical ratings and fundamental ratings. Technical ratings may differ from fundamental ratings as technical valuations apply different methodologies and are purely based on price and volume-related information extracted from Bursa Malaysia Securities Berhad in the equity analysis.

Singapore

This report has been produced as of the date hereof and the information herein may be subject to change. Maybank Research Pte. Ltd. ("MRPL") in Singapore has no obligation to update such information for any recipient. For distribution in Singapore, recipients of this report are to contact MRPL in Singapore in respect of any matters arising from, or in connection with, this report. If the recipient of this report is not an accredited investor, expert investor or institutional investor (as defined under Section 4A of the Singapore Securities and Futures Act), MRPL shall be legally liable for the contents of this report, with such liability being limited to the extent (if any) as permitted by law.

Thailand

Except as specifically permitted, no part of this presentation may be reproduced or distributed in any manner without the prior written permission of Maybank Securities (Thailand) Public Company Limited. Maybank Securities (Thailand) Public Company Limited ("MST") accepts no liability whatsoever for the actions of third parties in this respect.

Due to different characteristics, objectives and strategies of institutional and retail investors, the research products of MST Institutional and Retail Research departments may differ in either recommendation or target price, or both. MST reserves the rights to disseminate MST Retail Research reports to institutional investors who have requested to receive it. If you are an authorised recipient, you hereby tacitly acknowledge that the research reports from MST Retail Research are first produced in Thai and there is a time lag in the release of the translated English version.

The disclosure of the survey result of the Thai Institute of Directors Association ("IOD") regarding corporate governance is made pursuant to the policy of the Office of the Securities and Exchange Commission. The survey of the IOD is based on the information of a company listed on the Stock Exchange of Thailand and the market for Alternative Investment disclosed to the public and able to be accessed by a general public investor. The result, therefore, is from the perspective of a third party. It is not an evaluation of operation and is not based on inside information. The survey result is as of the date appearing in the Corporate Governance Report of Thai Listed Companies. As a result, the survey may be changed after that date. MST does not confirm nor certify the accuracy of such survey result.

The disclosure of the Anti-Corruption Progress Indicators of a listed company on the Stock Exchange of Thailand, which is assessed by Thaipat Institute, is made in order to comply with the policy and sustainable development plan for the listed companies of the Office of the Securities and Exchange Commission. Thaipat Institute made this assessment based on the information received from the listed company, as stipulated in the form for the assessment of Anti-corruption which refers to the Annual Registration Statement (Form 56-1), Annual Report (Form 56-2), or other relevant documents or reports of such listed company. The assessment result is therefore made from the perspective of Thaipat Institute that is a third party. It is not an assessment of operation and is not based on any inside information. Since this assessment is only the assessment result as of the date appearing in the assessment result, it may be changed after that date or when there is any change to the relevant information. Nevertheless, MST does not confirm, verify, or certify the accuracy and completeness of the assessment result.

US

This third-party research report is distributed in the United States ("US") to Major US Institutional Investors (as defined in Rule 15a-6 under the Securities Exchange Act of 1934, as amended) only by Maybank Securities USA Inc ("MSUS"), a broker-dealer registered in the US (registered under Section 15 of the Securities Exchange Act of 1934, as amended). All responsibility for the distribution of this report by MSUS in the US shall be borne by MSUS. This report is not directed at you if Maybank IBG is prohibited or restricted by any legislation or regulation in any jurisdiction from making it available to you. You should satisfy yourself before reading it that MSUS is permitted to provide research material concerning investments to you under relevant legislation and regulations. All U.S. persons receiving and/or accessing this report and wishing to effect transactions in any security mentioned within must do so with: Maybank Securities USA Inc. 400 Park Avenue, 11th Floor, New York, New York 10022, 1-(212) 688-8886 and not with, the issuer of this report.

UK

This document is being distributed by Maybank Securities (London) Ltd ("MSUK") which is authorized and regulated, by the Financial Conduct Authority and is for Informational Purposes only. This document is not intended for distribution to anyone defined as a Retail Client under the Financial Services and Markets Act 2000 within the UK. Any inclusion of a third party link is for the recipients convenience only, and that the firm does not take any responsibility for its comments or accuracy, and that access to such links is at the individuals own risk. Nothing in this report should be considered as constituting legal, accounting or tax advice, and that for accurate guidance recipients should consult with their own independent tax advisers.

DISCLOSURES

Legal Entities Disclosures

Malaysia: This report is issued and distributed in Malaysia by Maybank Investment Bank Berhad (15938-H) which is a Participating Organization of Bursa Malaysia Berhad and a holder of Capital Markets and Services License issued by the Securities Commission in Malaysia. Singapore: This report is distributed in Singapore by MRPL (Co. Reg No 198700034E) which is regulated by the Monetary Authority of Singapore. Indonesia: PT Maybank Sekuritas Indonesia ("PTMSI") (Reg. No. KEP-251/PM/1992) is a member of the Indonesia Stock Exchange and is regulated by the Financial Services Authority (Indonesia). Thailand: MST (Reg. No.0107545000314) is a member of the Stock Exchange of Thailand and is regulated by the Ministry of Finance and the Securities and Exchange Commission. Philippines: Maybank Securities Inc (Reg. No.01-2004-00019) is a member of the Philippines Stock Exchange and is regulated by the Securities and Exchange Commission. Vietnam: Maybank Securities Limited (License Number: 117/GP-UBCK) is licensed under the State Securities Commission of Vietnam. Hong Kong: MIB Securities (Hong Kong) Limited (Central Entity No AAD284) is regulated by the Securities and Futures Commission. India: MIB Securities India Private Limited ("MIBSI") is a participant of the National Stock Exchange of India Limited and the Bombay Stock Exchange and is regulated by Securities and Exchange Board of India ("SEBI") (Reg. No. INZ000010538). MIBSI is also registered with SEBI as Category 1 Merchant Banker (Reg. No. INM 000011708) and as Research Analyst (Reg No: INH0000000057) US: Maybank Securities USA Inc is a member of/and is authorized and regulated by the FINRA – Broker ID 27861. UK: Maybank Securities (London) Ltd (Reg No 2377538) is authorized and regulated by the Financial Conduct Authority.

Disclosure of Interest

Malaysia: Maybank IBG and its Representatives may from time to time have positions or be materially interested in the securities referred to herein and may further act as market maker or may have assumed an underwriting commitment or deal with such securities and may also perform or seek to perform investment banking services, advisory and other services for or relating to those companies.

Singapore: As of 25 April 2023, Maybank Research Pte. Ltd. and the covering analyst do not have any interest in any companies recommended in this research report.

Thailand: MST may have a business relationship with or may possibly be an issuer of derivative warrants on the securities /companies mentioned in the research report. Therefore, Investors should exercise their own judgment before making any investment decisions. MST, its associates, directors, connected parties and/or employees may from time to time have interests and/or underwriting commitments in the securities mentioned in this report.

Hong Kong: As of 25 April 2023, MIB Securities (Hong Kong) Limited and the authoring analyst do not have any interest in any companies recommended in this research report.

India: As of 25 April 2023, and at the end of the month immediately preceding the date of publication of the research report, MIBSI, authoring analyst or their associate / relative does not hold any financial interest or any actual or beneficial ownership in any shares or having any conflict of interest in the subject companies except as otherwise disclosed in the research report.

In the past twelve months MIBSI and authoring analyst or their associate did not receive any compensation or other benefits from the subject companies or third party in connection with the research report on any account what so ever except as otherwise disclosed in the research report.

Maybank IBG may have, within the last three years, served as manager or co-manager of a public offering of securities for, or currently may make a primary market in issues of, any or all of the entities mentioned in this report or may be providing, or have provided within the previous 12 months, significant advice or investment services in relation to the investment concerned or a related investment and may receive compensation for the services provided from the companies covered in this report.

OTHERS

Analyst Certification of Independence

The views expressed in this research report accurately reflect the analyst's personal views about any and all of the subject securities or issuers; and no part of the research analyst's compensation was, is or will be, directly or indirectly, related to the specific recommendations or views expressed in the report.

Reminder

Structured securities are complex instruments, typically involve a higher degree of risk and are intended for sale only to sophisticated investors who are capable of understanding and assuming the risks involved. The market value of any structured security may be affected by changes in economic, financial and political factors (including, but not limited to, spot and forward interest and exchange rates), time to maturity, market conditions and volatility and the credit quality of any issuer or reference issuer. Any investor interested in purchasing a structured product should conduct its own analysis of the product and consult with its own professional advisers as to the risks involved in making such a purchase. No part of this material may be copied, photocopied or duplicated in any form by any means or redistributed without the prior consent of Maybank IBG.

THAI INSTITUTE OF DIRECTORS ASSOCIATION (IOD) CORPORATE GOVERNANCE REPORT RATING 2022

▲▲▲▲▲						Score Range	Number of Logo	Description
AAV	BPP	EE	JWD	NKI	PYLON	90-100	▲▲▲▲▲	Excellent
ADVANC	BRR	EGCO	K	NOBLE	Q-CON	80-89	▲▲▲▲▲	Very Good
AF	BTS	EPG	KBANK	NSI	QH	70-79	▲▲▲▲	Good
AH	BTW	ETC	KCE	NVD	QTC	60-69	▲▲▲	Satisfactory
AIRA	BWG	FPI	KKP	NWR	RATCH	50-59	▲▲	Pass
AKP	CENDEL	FPT	KSL	NYT	RS	Lower than 50	▲	N/A
AKR	CFRESH	FSMART	KTB	OISHI	S		No logo given	
ALT	CHEWA	GBX	KTC	OR	S&J			
AMA	CHO	GC	LALIN	ORI	SAAM			
AMATA	CIMBT	GCAP	LANNA	OSP	SABINA	SONIC	THCOM	TTA
AMATAV	CK	GFPT	LH	OTO	SAMART	SPALI	THG	TTB
ANAN	CKP	GGC	LHFG	PAP	SAMTEL	SPI	THIP	TTCL
AOT	CM	GLAND	LIT	PCSGH	SAT	SPRC	THRE	TTW
AP	CNT	GLOBAL	LPN	POG	SC	SPVI	THREL	TU
ARIP	COM7	GPI	MACO	BEYOND	SCB	SSSC	TIPH	TVD
ARROW	COMAN	GFSC	MAJOR	PG	SCC	SST	TIPCO	TVI
ASP	COTTO	GRAMMY	MAKRO	PHOL	SCCC	STA	TISCO	TVO
AUCT	CPALL	GULF	MALEE	PLANB	SCG	STEC	TK	TWFC
AWC	CPF	GUNKUL	MBT	PLANET	SCGP	STI	TKT	U
AYUD	CPI	HANA	MST	PLAT	SCM	SUN	TMT	UAC
BAFS	CPN	HARN	MC	PORT	SDC	SUSCO	TNDT	UBIS
BANPU	CRC	HMPRO	MCOT	PPS	SEAFCCO	SUTHA	TNITY	UV
BAY	CSS	ICC	METCO	PR9	SEAOIL	SVI	TOA	VGI
BBL	DDD	ICHI	MFEC	PREB	SE-ED	SYMC	TOP	VIH
BCP	DELTA	III	MINT	PRG	SELIC	SYNTEC	TPBI	WACOAL
BCPG	DEMCO	ILINK	MONO	PRM	SENA	TACC	TQM	WAVE
BDMS	DRT	ILM	MOONG	PROUD	SHR	TASCO	TRC	WHA
BEM	DTAC	INTUCH	MSC	PSH	SIRI	TCAP	TRU	WHAUP
BGC	DUSIT	IP	MTC	PSL	SIS	TEAMG	TRUE	WICE
BGRIM	EA	IRPC	MVP	PTG	SITHAI	TFMAMA	TSC	WINNER
BIZ	EASTW	ITEL	NCL	PTT	SMK	TGH	TSR	ZEN
BKI	ECF	IVL	NEP	PTTEP	SMPC	THANA	TSTE	
BOL	EC.L	JSP	NER	PTTGC	SNC	THANI	TSTH	
▲▲▲▲								
2S	BAM	DCON	IND	LOXLEY	PJW	SCP	SWC	TVT
TUP	BC	DHOUSE	INET	LRH	PL	SE	SYNEX	TWP
ABICO	BCH	DOD	INSET	LST	PM	SFLEX	T	UEC
ABM	BEC	DOHOME	INSURE	M	PMTA	SFP	TAE	UMI
ACE	BEYOND	DVS	IRC	MATCH	PPP	SFT	TAKUNI	UOBKH
ACG	BFIT	EASON	IRCP	MBAX	PPPM	SGF	TSBP	UP
ADB	BJC	EFORL	IT	MEGA	PRIME	SIAM	TCC	UPF
AEONTS	BJCHI	ERW	ITD	META	PRIN	SINGER	TCMC	UPOIC
AGE	BLA	ESSO	J	MFC	PRINC	SKE	TEAM	UTP
AHC	BR	ESTAR	JAS	MGT	PSTC	SKN	TFG	VCCM
AIT	BROOK	ETE	JCK	MICRO	PT	SKR	TFI	VL
ALL	CBG	FE	JCHK	MILL	QLT	SKY	TIGER	VNT
ALLA	CEN	FLOYD	JMART	MITSIB	RBF	SLP	TITLE	VPO
ALUCON	CGH	FN	JMT	MK	RCL	SMIT	TKN	VRANDA
AMANAH	CHARAN	FNS	KBS	MODERN	RICHY	SMT	TKS	WGE
AMARIN	CHAYO	FORTH	KCAR	MTI	RML	SNP	TM	WIKI
APCO	CHG	FSS	KEX	NBC	ROJNA	SO	TMC	WP
APCS	CHOTI	FTE	KGI	NCAP	RPC	SORKON	TMD	XO
APURE	CHOW	FVC	KIAT	NCH	RT	SPA	TMI	XPG
AQUA	CI	GEL	KISS	NETBAY	RWI	SPC	TMILL	YUASA
ASAP	CIG	GENCO	KOOL	NEX	S11	SPCG	TNL	
ASEFA	CMC	GJS	KTIS	NINE	SA	SR	TNP	
ASIA	COLOR	GYT	KUMWEL	NRF	SAK	SRICHA	TOG	
ASIAN	CPL	HEMP	KUN	NTV	SALEE	SSC	TPA	
ASIMAR	CPW	HPT	KWC	OCC	SAMCO	SSF	TPAC	
ASK	CRD	HTC	KWM	OGC	SANKO	STANLY	TPCS	
ASN	CSC	HYDRO	L&E	PATO	SAPPE	STGT	TPS	
ATP30	CSP	ICN	LDC	PB	SAWAD	STOWER	TRITN	
B	CWT	IFS	LEO	PICO	SCI	STPI	TRT	
BA	DCC	IMH	LHK	PIMO	SCN	SUC	TSE	
▲▲▲								
A	BLAND	CRANE	IHL	LPH	ALPHAX	SABUY	SUPER	TYCN
AJ	BM	CSR	IIG	MATI	PAF	SF	SVOA	UKEM
AIE	BROCK	D	INGRS	M-CHAI	PF	SGP	TC	UMS
AJ	BSBM	EKH	INOX	MCS	PK	SICT	TCCC	UNIQ
AMC	BSM	EMC	JAK	MDX	PLE	SIMAT	THMUI	UPA
APP	BTNC	EP	JR	MJD	PPM	SISB	TNH	UREXA
AQ	BYD	F&D	JTS	MORE	PRAKIT	SKN	TNR	VIBHA
ARIN	CAZ	FMT	JUBILE	MUD	PRAPAT	SMART	TOPP	WPH
AS	CCP	GIFT	KASET	NC	PRECHA	SOLAR	TPCH	WIN
AU	CGO	GLOCON	KCM	NDR	PTL	SPACK	TIPL	WORK
B52	CITY	GREEN	KK	NFC	RCI	SPG	TIPI	WPH
BEAUTY	CMAN	GSC	KKC	NNCL	RJH	SQ	TPLAS	YGG
BGT	CMO	GTB	KWG	NOVA	RP	SSP	TPOLY	ZIGA
BH	CMR	HTECH	KYE	NPK	RPH	STARK	TQR	
BIG	CPT	HUMAN	LEE	NUSA	RSP	STC	TTI	

Source: Thai Institute of Directors (IOD)

Anti-Corruption Progress Indicator 2022

ประกาศเจตนารมณ์เข้าร่วม CAC

7UP	BEC	CRC	ETC	JMART	MAJOR	NUSA	SCM	TQM	ZIGA
ABICO	BKD	DDD	EVER	JMT	MATCH	PIMO	SIS	TSI	
AJ	CHG	DHOUSE	GULF	JR	MILL	PR9	STAR	VCOM	
ALT	CPL	DOHOME	III	KEX	NCL	RS	STECH	VIBHA	
APCO	CPR	ECF	INOX	KUMWEL	NOVA	SAK	STGT	WIN	
AS	CPW	EKH	J	LDC	NRF	SCGP	SUPER	YUASA	

ได้รับการรับรอง CAC

2S	BGC	DEMCO	GUNKUL	KWI	NOBLE	PSL	SINGER	TCMC	TTA
ADVANC	BGRIM	DIMET	HANA	L&E	NOK	PSTC	SIRI	TFG	TTB
AF	BJCHI	DRT	HARN	LANNA	NSI	PT	SITHAI	TFI	TTCL
AJ	BKI	DTAC	HEMP	LH	NWR	PTG	SKR	TFMAMA	TU
AJE	BLA	DUSIT	HMPRO	LHFG	OCC	PTT	SMIT	TGH	TVD
AIRA	BPP	EA	HTC	LHK	OGC	PTTEP	SMK	THANI	TVI
AKP	BROOK	EASTW	ICC	LPN	ORI	PTTGC	SMPC	THCOM	TVO
ALPHAX	BRR	ECL	ICHI	LRH	PAP	PYLON	SNC	THIP	TWPC
AMA	BSBM	EGCO	IFEC	M	PATO	Q-CON	SNP	THRE	U
AMANAHA	BTS	EP	IFS	MAKRO	PB	QH	SORKON	THREL	UBE
AMATA	BWG	EPG	ILINK	MALEE	PCSGH	QLT	SPACK	TIDLOR	UBIS
AMATAV	CEN	ERW	INET	MBAX	PDG	QTC	SPALI	TIPCO	UEC
AP	CENDEL	ESTAR	INSURE	MBK	PDJ	RATCH	SPC	TISCO	UKEM
APCS	CFRESH	ETE	INTUCH	MC	PE	RML	SPI	TKS	UOBKH
AQUA	CGH	FE	IRC	MCOT	PG	RWI	SPRC	TKT	UPF
ARROW	CHEWA	FNS	IRPC	META	PHOL	S & J	SRICHA	TMD	UV
ASIAN	CHOTI	FPI	ITEL	MFC	PK	SAAM	SSF	TMILL	VGI
ASK	CHOW	FPT	IVL	MFEC	PL	SABINA	SSP	TMT	VIH
ASP	CIG	FSMART	JKN	MINT	PLANB	SAPPE	SSSC	TNITY	VNT
AWC	CIMBT	FSS	K	MONO	PLANET	SAT	SST	TNL	WACOAL
AYUD	CM	FTE	KASET	MOONG	PLAT	SC	STA	TNP	WHA
B	CMC	GBX	KBANK	MSC	PM	SCB	STOWER	TNR	WHAUP
BAFS	COM7	GC	KBS	MST	PPP	SCC	SUSCO	TOG	WICE
BAM	COTTO	GCAP	KCAR	MTC	PPPM	SCCC	SVI	TOP	WIJK
BANPU	CPALL	GEL	KCE	MTI	PPS	SCG	SYMC	TOPP	XO
BAY	CPF	GFPT	KGI	NBC	PREB	SCN	SYNTEC	TPA	ZEN
BBL	CPI	GGC	KKP	NEP	PRG	SEAOIL	TAE	TPP	TRUE
BCH	CPN	GJS	KSL	NINE	PRINC	SE-ED	TAKUNI	TRU	
BCP	CSC	GPI	KTB	NKI	PRM	SELIC	TASCO	TSC	
BCPG	DCC	GPSC	KTC	NMG	PROS	SENA	TBSP	TSTE	
BEYOND	DELTA	GSTEEL	KWC	NNCL	PSH	SGP	TCAP	TSTH	

N/A

3K-BAT	BA	COMAN	GTB	KWM	NTV	ROJNA	SMART	THE	TYCN
A	BBIK	CPANEL	GYT	KYE	NV	RP	SMD	THG	UAC
A5	BC	CPH	HENG	LALIN	NVD	RPC	SMT	THL	UMI
AAV	BCT	CPT	HFT	LEE	NYT	RPH	SNNP	THMUI	UMS
ABM	BOMS	CRANE	HL	LEO	OHTL	RSP	SO	TIGER	UNIQ
ACAP	BES	CRD	HPT	LIT	OISHI	RT	SOLAR	TIFH	UP
ACC	BEAUTY	CSP	HTECH	LOXLEY	ONEE	S	SONIC	TITLE	UPA
ACE	BEM	CSR	HUMAN	LPH	OR	S11	SPA	TK	UPOIC
ACG	BFIT	CSS	HYDRO	LST	OSP	SA	SPCG	TKC	UREKA
ADB	BGT	CTW	ICN	MACO	OTO	SABUY	SPG	TKN	UT
ADD	BH	CV	IHL	MANRIN	PACE	SAFARI	SPVI	TM	UTP
AEONTS	BIG	CWT	IIG	MATI	PACO	SALEE	SQ	TMC	UVAN
AFC	BIZ	D	ILM	MAX	PAE	SAM	SR	TMI	VARO
AGE	BJC	DCON	IMH	M-CHAI	PAF	SAMART	SSC	TMW	VL
AH	BLAND	DITTO	IND	MCS	PERM	SAMCO	STANLY	TNDT	VNG
AHC	BLISS	DMT	INGRS	MDX	PF	SAMTEL	STARK	TNH	VPO
AJT	BM	DOD	INSET	MEGA	PICO	SANKO	STC	TNPC	VRANDA
AJA	BOL	DPAIN	IP	MENA	PIN	SAUCE	STEC	TOA	W
AKR	BR	DTCI	IRCP	METCO	PJW	SAWAD	STHAI	TPAC	WAVE
ALL	BRI	DVS	IT	MGT	PLE	SAWANG	STI	TPBI	WFX
ALLA	BROCK	EASON	ITD	MICRO	PMTA	SCI	STPI	TPCH	WGE
ALUCON	BSM	EE	JAK	MIDA	POLAR	SCP	SUC	TPCS	WINMED
AMARIN	BTNC	EFORL	JAS	MITSIB	POMPUI	SDC	SUN	TPPL	WINNER
AMC	BTW	EMC	JCK	MJD	PORT	SE	SUTHA	TPIPP	WORK
AMR	BUI	ESSO	JCKH	MK	POST	SEAFSCO	SVH	TPLAS	WORLD
ANAN	BYD	F&D	JCT	ML	PPM	SECURE	SVOA	TPOLY	WP
AOT	CAZ	FANCY	JP	MODERN	PRAKIT	SF	SVT	TPS	WPH
APEX	CBG	FLOYD	JSP	MORE	PRAPAT	SFLEX	SWC	TQR	XPG
APP	CCET	FMT	JTS	MPIC	PRECHA	SFP	SYNEX	TR	YGG
APURE	CCP	FN	JUBILE	MUD	PRIME	SFT	TACC	TRC	
AQ	CGD	FORTH	JUTHA	MVP	PRIN	SGF	TAPAC	TRITN	
ARIN	CHARAN	FVC	JWD	NC	PRO	SHANG	TC	TRT	
ARIP	CHAYO	GENCO	KAMART	NCAP	PROEN	SHR	TCC	TRUBB	
ASAP	CHO	GIFT	KC	NCH	PROUD	SIAM	TCCC	TRV	
ASEFA	CI	GL	KCM	NDR	PSG	SICT	TCJ	TSE	
ASIA	CITY	GLAND	KDH	NER	PTL	SIMAT	TCOAT	TSF	
ASIMAR	CK	GLOBAL	KIAT	NETBAY	RAM	SISB	TEAM	TSR	
ASN	CKP	GLOCON	KISS	NEW	RBF	SK	TEAMG	TTI	
ASW	CMAN	GLORY	KK	NEWS	RCL	SKE	TFM	TTT	
ATP30	CMO	GRAMMY	KKC	NEX	RICHY	SKN	TGPRO	TTW	
AU	CMR	GRAND	KOOL	NFC	RJH	SKY	TH	TVT	
AUCT	CNT	GREEN	KTIS	NPK	ROCK	SLM	THAI	TWP	
B52	COLOR	GSC	KUN	NSL	ROH	SLP	THANA	TWZ	

Source : Thai Institute of Directors

Disclaimer

Companies participating in Thailand's Private Sector Collective Action Coalition Against Corruption programme (Thai CAC) under Thai Institute of Directors (as of October 24, 2021) are categorised into:

- Companies that have declared their intention to join CAC, and
- Companies certified by CAC.