

Analyst : Dethana Fangsaard

Registration No. 039656

Email : dethana.fa@pi.financial

ยังทำ New Low ไม่หยุด

SET แนวโน้มยังคงดูไม่ดี ราคาทำ New Low ต่อเนื่องให้สัญญาณแนวโน้มขาลง หลีกเสี่ยงการเทรดออกไปจนกว่าจะเกิดสัญญาณการกลับตัวขึ้น หากจะเทรด เทรดได้เพียงเท็งกำไรริบาวด์ หรือซื้อเก็บสะสมในเชิงของหุ้นพื้นฐานที่ราคาย่อพักตัวลงมามาก (เราพบหุ้นหลายตัวพยายามที่จะริบาวด์ และมีอาการที่ดีขึ้นมากกว่าวันก่อน รายละเอียดตรวจเช็คได้ในตาราง)



SET

ตลาดหลักทรัพย์แห่งประเทศไทย

Resistance 1,635 / 1,640

Support 1,615 / 1,600



AURA, SET - FASHION

บริษัท ออโรรา ดีไซน์ จำกัด (มหาชน)

Resistance 19.90 / 20.10

Support 19.50 / 19.30

Base Stop 18.60



AAI, SET - FOOD

บริษัท เอเชียน อะไลอันซ์ อินเตอร์เนชั่นแนล จำกัด (มหาชน)

Resistance 7.40 / 7.50

Support 7.20 / 7.10

Base Stop 6.85

* การลงทุนมีความเสี่ยง ผู้ลงทุนควรศึกษาข้อมูลให้รอบคอบก่อนตัดสินใจลงทุน

Pi Technical Daily

28 February 2023



No.	Name	Last	Change	%	Momentum	Pi Volatility Day			SMA20 Value		
						Start/Stop	Point	Trend	(‘000 Baht)	Pi Score	Position
1	TOURISM	703.32	- 0.69	- 0.10	DOWN	STOP	676.21	UP	426,931.65	64.32	0
2	AGRI	253.63	2.75	1.10	UP	STOP	241.35	UP	418,445.70	63.77	1
3	PROF	340.76	- 5.51	- 1.59	DOWN	STOP	329.83	UP	126,848.35	61.92	-1
4	FOOD	12,758.08	- 39.37	- 0.31	DOWN	STOP	12,487.17	UP	3,919,924.45	59.97	0
5	FASHION	727.14	9.69	1.35	UP	STOP	713.27	UP	226,680.95	59.36	2
6	ETRON	11,502.09	- 63.31	- 0.55	DOWN	START	12,388.83	UP	5,094,357.45	59.35	-1
7	PROP	268.34	1.39	0.52	DOWN	STOP	264.46	UP	3,107,174.00	57.84	2
8	SSET	1,080.46	- 7.82	- 0.72	DOWN	START	1,112.30	DOWN	3,569,343.40	55.20	-2
9	ICT	167.29	- 0.91	- 0.54	DOWN	STOP	166.90	DOWN	6,323,780.05	54.56	-1
10	MEDIA	47.73	0.06	0.13	DOWN	START	48.94	UP	884,968.40	53.95	2
11	PFNREIT	156.69	- 0.85	- 0.54	DOWN	START	160.45	DOWN	140,926.95	53.90	-1
12	PERSON	116.65	- 0.75	- 0.64	DOWN	START	122.73	UP	269,489.35	53.86	-1
13	BANK	381.40	0.79	0.21	UP	START	390.93	DOWN	6,815,295.85	50.93	4
14	INSUR	12,488.50	- 74.51	- 0.59	DOWN	START	12,793.43	DOWN	564,037.15	49.93	0
15	HOME	25.14	- 0.09	- 0.36	DOWN	START	26.05	DOWN	59,711.25	49.59	0
16	CONS	68.96	- 0.19	- 0.27	DOWN	START	72.16	DOWN	778,777.10	49.56	0
17	AUTO	525.29	- 0.36	- 0.07	DOWN	START	542.45	DOWN	227,362.60	49.18	1
18	HEALTH	7,149.17	- 112.39	- 1.55	DOWN	START	7,516.21	DOWN	2,185,193.00	48.97	-5
19	COMM	37,372.44	66.09	0.18	DOWN	START	38,950.62	DOWN	5,585,781.40	48.93	1
20	TRANS	360.36	- 1.61	- 0.44	DOWN	START	372.41	DOWN	2,871,794.45	47.14	-1
21	PETRO	966.41	- 5.51	- 0.57	DOWN	START	1,021.97	DOWN	1,268,005.50	44.67	3
22	FIN	4,367.03	- 70.72	- 1.59	DOWN	START	4,614.31	DOWN	4,570,872.85	44.26	-1
23	CONMAT	8,871.70	- 94.00	- 1.05	DOWN	START	9,214.82	DOWN	1,073,593.75	43.90	-1
24	PKG	5,089.05	0.33	0.01	DOWN	START	5,304.76	DOWN	545,753.10	43.45	3
25	STEEL	36.22	- 0.30	- 0.82	DOWN	START	38.06	DOWN	45,204.30	43.20	0
26	SET50	969.33	- 4.42	- 0.45	DOWN	START	1,000.34	DOWN	36,825,446.55	42.68	0
27	PAPER	4,219.70	- 84.39	- 1.96	DOWN	START	4,387.45	DOWN	7,179.00	42.48	-4
28	MAI	564.19	0.24	0.04	DOWN	START	588.56	DOWN	3,859,769.10	41.03	1
29	SET100	2,183.31	- 9.59	- 0.44	DOWN	START	2,251.17	DOWN	47,902,422.55	40.84	-1
30	IMM	32.47	- 0.21	- 0.64	DOWN	START	35.45	DOWN	194,966.40	37.39	0
31	ENERG	23,095.55	- 145.98	- 0.63	DOWN	START	23,999.84	DOWN	10,942,646.40	35.10	0

Bull Gauge

07

Most 5 Aggressive Bulls

1. BANK
2. PETRO
3. PKG
4. FASHION - AURA
5. PROP

Bear Gauge

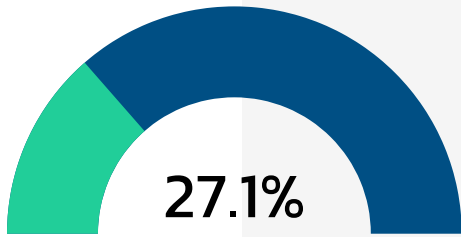
24

Most 5 Aggressive Bears

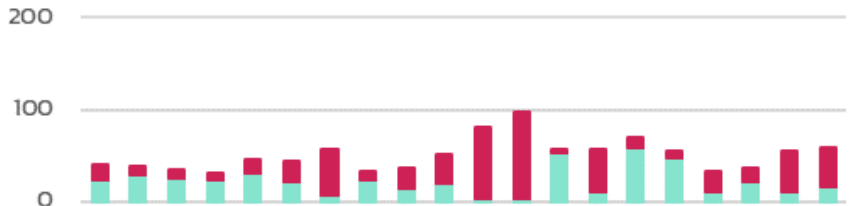
1. HEALTH - WPH
2. PAPER
3. SSET
4. PROF
5. ETRON

* การลงทุนมีความเสี่ยง ผู้ลงทุนควรศึกษาข้อมูลให้รอบคอบก่อนตัดสินใจลงทุน

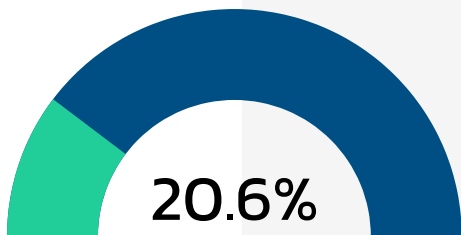
Pi Meter Monitoring System



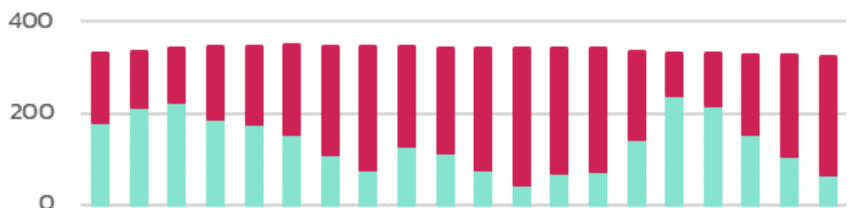
27.1%
3% Meter



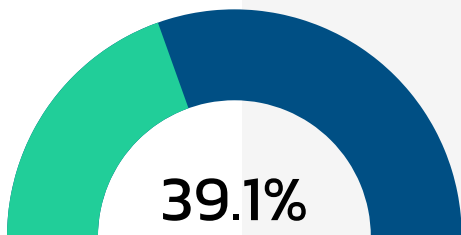
จำนวนสัดส่วน 3% : -3%, 16 : 43



20.6%
Heikin-Ashi
Meter



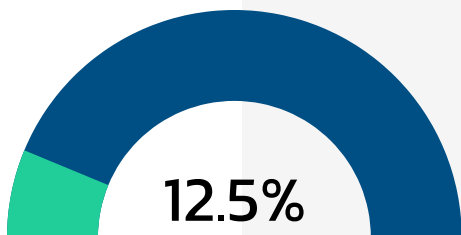
จำนวนสัดส่วน Up : Down, 67 : 258



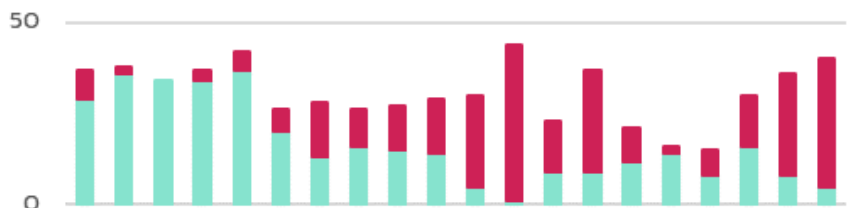
39.1%
EMA75 Meter



จำนวนสัดส่วน Up : Down, 127 : 198



12.5%
New High / New Low
Meter



จำนวนสัดส่วน NH : NL, 5 : 35

* การลงทุนมีความเสี่ยง ผู้ลงทุนควรศึกษาข้อมูลให้รอบคอบก่อนตัดสินใจลงทุน

Pi Technical Daily

28 February 2023



Class B													Pi Volatility Day			SMA20 Value		
No.	Name	Last	Change	%	Momentum	Start/Stop	Point	Trend		('000 Baht)	Pi Score	Position	H-Ashi	EMA75	N-High			
1	SKY	30.00	- 1.00	- 3.23	DOWN	STOP	25.76	UP		230,086.65	76.95	0						

Class C													Pi Volatility Day			SMA20 Value		
No.	Name	Last	Change	%	Momentum	Start/Stop	Point	Trend		('000 Baht)	Pi Score	Position	H-Ashi	EMA75	N-High			
2	AURA	19.70	1.00	5.35	UP	STOP	17.37	UP		134,936.20	63.19	22						
3	BKD	2.92	0.14	5.04	UP	STOP	2.76	UP		36,793.30	62.08	20						
4	BWG	1.01	0.04	4.12	UP	STOP	0.92	UP		85,377.90	60.78	19						
5	ERW	5.10	0.10	2.00	UP	STOP	4.69	UP		85,872.20	63.71	14						
6	BM	5.15	0.10	1.98	UP	STOP	4.71	UP		21,580.70	61.17	14						
7	OSP	32.00	0.25	0.79	UP	STOP	29.28	UP		371,140.45	64.08	6						
8	AUCT	10.70	0.10	0.94	DOWN	STOP	9.76	UP		25,394.65	62.85	6						
9	ICHI	12.50	0.10	0.81	UP	STOP	11.49	UP		60,677.60	60.48	5						
10	AP	12.50	-	-	DOWN	STOP	11.61	UP		324,796.85	63.86	4						
11	PSH	13.70	-	-	UP	STOP	12.90	UP		20,077.00	62.17	4						
12	SVT	3.84	-	-	UP	STOP	3.31	UP		24,460.55	61.70	4						
13	PR9	21.00	-	-	UP	STOP	19.52	UP		39,694.35	61.52	3						
14	BKI	291.00	-	-	UP	START	292.77	UP		10,045.50	60.12	1						
15	TASCO	19.80	-	-	UP	STOP	18.66	UP		185,908.15	69.56	-1						
16	CMAN	2.30	- 0.02	- 0.86	DOWN	STOP	2.07	UP		10,493.40	60.87	-5						
17	APP	3.66	- 0.04	- 1.08	DOWN	STOP	3.38	UP		14,346.95	60.12	-5						
18	MTW	6.30	- 0.25	- 3.82	DOWN	STOP	5.62	UP		69,357.80	61.78	-10						
19	DOHOME	15.00	- 0.20	- 1.32	DOWN	STOP	13.95	UP		189,480.60	60.27	-16						

Class D													Pi Volatility Day			SMA20 Value		
No.	Name	Last	Change	%	Momentum	Start/Stop	Point	Trend		('000 Baht)	Pi Score	Position	H-Ashi	EMA75	N-High			
20	MONO	1.63	0.10	6.54	DOWN	START	1.81	UP		77,304.70	51.34	84						
21	AAI	7.30	0.35	5.04	UP	START	7.33	UP		93,314.05	50.71	83						
22	CPN	71.00	1.50	2.16	DOWN	START	74.06	UP		461,742.15	53.17	76						
23	SIS	26.50	0.50	1.92	UP	START	27.23	DOWN		11,207.05	50.94	62						
24	SPRC	11.10	0.20	1.83	DOWN	STOP	10.47	DOWN		205,288.15	50.97	58						
25	AMA	5.85	0.15	2.63	DOWN	START	6.45	UP		17,294.85	53.26	50						
26	BCP	34.00	0.50	1.49	DOWN	START	36.06	UP		221,933.80	52.00	47						
27	WAVE	0.20	0.01	5.26	DOWN	STOP	0.18	UP		47,416.00	54.47	38						
28	SABINA	25.25	0.25	1.00	DOWN	STOP	24.51	UP		29,785.00	53.95	38						
29	KLINIQ	37.50	0.75	2.04	UP	STOP	33.62	UP		97,186.40	51.19	38						
30	A5	4.06	0.12	3.05	UP	STOP	3.69	UP		11,300.00	56.49	35						
31	THREL	4.94	0.08	1.65	DOWN	START	5.62	UP		19,726.75	54.47	33						
32	NSL	23.60	0.30	1.29	DOWN	START	25.51	UP		34,042.95	53.76	31						
33	NER	6.25	0.05	0.81	UP	STOP	5.81	UP		59,420.60	54.10	29						
34	MAKRO	40.00	0.25	0.63	DOWN	START	42.40	UP		439,292.80	52.55	29						
35	LH	9.70	-	-	DOWN	STOP	9.58	UP		242,552.00	54.76	24						
36	TKS	13.20	0.20	1.54	DOWN	START	13.82	UP		43,661.65	56.31	23						
37	DIF	13.30	-	-	DOWN	START	13.63	DOWN		118,164.65	52.42	20						
38	ETC	4.00	-	-	DOWN	START	4.36	DOWN		55,004.20	50.35	20						
39	WHA	4.06	0.08	2.01	UP	STOP	3.75	UP		398,904.05	58.49	19						
40	BA	13.40	-	-	DOWN	START	14.45	DOWN		42,805.20	50.45	19						
41	HANA	55.75	0.25	0.45	DOWN	START	61.99	UP		715,614.30	52.71	17						
42	SITHAI	1.83	0.05	2.81	DOWN	STOP	1.70	UP		37,578.60	59.97	15						
43	TSR	4.16	0.02	0.48	DOWN	STOP	3.70	UP		35,408.80	52.15	15						
44	RBF	13.00	-	-	DOWN	START	13.42	DOWN		36,780.10	51.42	15						
45	CHG	3.78	-	-	DOWN	STOP	3.75	UP		162,648.30	52.66	14						
46	TEGH	5.20	-	-	UP	START	5.86	UP		85,549.95	51.51	14						
47	SNNP	24.00	0.30	1.27	DOWN	STOP	23.63	UP		148,492.35	57.19	13						

* การลงทุนมีความเสี่ยง ผู้ลงทุนควรศึกษาข้อมูลให้รอบคอบก่อนตัดสินใจลงทุน

Pi Technical Daily

28 February 2023



48	FNS	3.70	0.02	0.54	DOWN	START	3.92	UP	13,403.20	56.85	13		
49	TKT	2.84	-	-	DOWN	START	3.43	UP	86,815.30	50.38	12		
50	QH	2.34	-	-	DOWN	STOP	2.27	UP	35,115.70	55.94	11		
51	TISCO	102.50	0.50	0.49	DOWN	STOP	100.61	UP	293,107.10	59.60	10		
52	ORI	11.90	0.10	0.85	DOWN	STOP	11.26	UP	67,333.70	58.29	10		
53	THCOM	15.80	0.10	0.64	DOWN	STOP	14.70	UP	168,326.85	56.04	10		
54	THG	69.75	-	-	UP	START	71.68	UP	186,515.50	56.36	9		
55	AQUA	0.68	-	-	DOWN	STOP	0.62	UP	12,715.50	56.77	8		
56	ITC	31.50	-	-	DOWN	STOP	28.70	UP	281,974.35	53.07	5		
57	SIRI	1.89	0.03	1.61	DOWN	STOP	1.75	UP	469,850.20	59.95	4		
58	AMATA	20.20	- 0.10	- 0.49	DOWN	STOP	20.91	UP	139,884.50	54.72	3		
59	BAREIT	10.90	-	-	DOWN	STOP	10.59	UP	11,757.15	59.08	2		
60	ADVANC	200.00	- 1.00	- 0.50	DOWN	START	209.76	UP	1,378,628.45	55.02	2		
61	ANAN	1.41	- 0.01	- 0.70	DOWN	START	1.53	DOWN	18,364.20	50.92	2		
62	BJC	38.00	-	-	DOWN	STOP	36.36	UP	181,638.70	58.39	1		
63	D	6.60	- 0.10	- 1.49	DOWN	STOP	6.13	UP	18,326.25	55.61	-7		
64	TRC	0.66	- 0.02	- 2.94	DOWN	STOP	0.65	UP	260,654.95	58.71	-11		
65	HUMAN	11.80	- 0.20	- 1.67	DOWN	START	12.85	DOWN	25,892.60	51.39	-18		
66	MC	11.10	- 0.20	- 1.77	DOWN	START	12.15	UP	24,890.65	51.80	-23		
67	SHR	4.48	- 0.12	- 2.61	DOWN	STOP	4.25	UP	61,932.45	58.55	-29		

Class E		Pi Volatility Day							SMA20 Value					
No.	Name	Last	Change	%	Momentum	Start/Stop	Point	Trend	(‘000 Baht)	Pi Score	Position	H-Ashi	EMA75	N-High
68	PSG	1.18	0.06	5.36	UP	START	1.23	DOWN	33,003.20	46.93	79			
69	BEC	9.75	0.45	4.84	UP	START	10.02	DOWN	36,862.80	46.60	78			
70	IP	14.20	0.40	2.90	UP	START	15.12	DOWN	15,153.55	47.17	61			
71	YGG	8.15	0.30	3.82	DOWN	START	8.54	DOWN	12,520.80	46.11	58			
72	BPP	15.80	0.20	1.28	DOWN	START	16.73	DOWN	21,377.25	47.65	51			
73	RS	15.50	0.30	1.97	DOWN	START	16.76	DOWN	102,035.60	46.51	46			
74	SAMART	5.30	0.10	1.92	DOWN	STOP	4.94	DOWN	42,112.90	47.36	45			
75	SPALI	23.00	0.20	0.88	DOWN	START	24.28	DOWN	210,639.65	49.35	43			
76	TEAMG	10.70	0.60	5.94	DOWN	START	11.69	DOWN	86,863.75	45.94	40			
77	IRPC	2.92	0.04	1.39	DOWN	START	3.09	DOWN	250,214.20	45.73	39			
78	BTG	32.50	0.25	0.78	UP	STOP	31.72	DOWN	89,721.50	47.62	36			
79	ACE	2.48	0.02	0.81	DOWN	START	2.60	DOWN	42,033.75	45.05	32			
80	GULF	52.25	-	-	DOWN	START	54.62	DOWN	700,705.00	48.59	28			
81	KCE	46.50	0.50	1.09	DOWN	START	51.73	DOWN	1,560,816.70	47.27	27			
82	NRF	5.75	0.10	1.77	DOWN	START	6.24	DOWN	10,938.40	44.13	27			
83	AAV	2.78	0.04	1.46	DOWN	START	2.98	DOWN	158,615.20	43.28	26			
84	ECL	2.00	-	-	DOWN	STOP	1.98	DOWN	19,984.80	48.20	25			
85	SYNEX	16.20	-	-	DOWN	START	17.29	DOWN	30,482.30	48.65	23			
86	WICE	10.40	0.10	0.97	DOWN	START	11.29	DOWN	48,472.35	46.76	23			
87	CPALL	62.25	0.50	0.81	DOWN	START	66.16	DOWN	1,765,637.80	44.14	22			
88	LPN	4.34	-	-	DOWN	START	4.48	DOWN	14,471.50	45.69	20			
89	GFPT	12.40	0.10	0.81	DOWN	START	13.20	DOWN	47,403.80	44.87	19			
90	TKN	10.60	-	-	DOWN	START	11.59	DOWN	74,114.70	49.20	18			
91	ASIAN	13.30	0.10	0.76	DOWN	START	13.90	DOWN	13,628.75	43.42	18			
92	SVI	9.35	-	-	DOWN	START	10.21	DOWN	103,612.20	49.71	17			
93	SCGP	52.25	-	-	DOWN	START	54.92	DOWN	394,609.55	46.31	16			
94	TAKUNI	2.74	0.04	1.48	UP	START	3.01	DOWN	29,997.85	42.15	16			
95	SINGER	22.70	0.70	3.18	UP	STOP	17.92	DOWN	745,357.75	40.68	10			
96	BEB	57.75	-	-	DOWN	START	63.64	DOWN	152,428.05	45.50	9			
97	ASK	31.50	-	-	DOWN	START	33.02	DOWN	46,487.20	44.48	9			
98	MTC	35.00	-	-	UP	START	38.28	DOWN	543,475.75	44.58	7			
99	DPAINT	9.70	- 0.10	- 1.02	DOWN	STOP	9.41	DOWN	17,605.45	47.41	5			

* การลงทุนมีความเสี่ยง ผู้ลงทุนควรศึกษาข้อมูลให้รอบคอบก่อนตัดสินใจลงทุน

Pi Technical Daily

28 February 2023



100	ALL	0.31	-	-	DOWN	START	0.38	DOWN	20,985.15	45.37	4		
101	GLOBAL	18.70	- 0.10	- 0.53	DOWN	START	19.58	DOWN	286,360.90	46.57	3		
102	KISS	7.80	-	-	DOWN	START	8.92	DOWN	59,012.10	42.62	3		
103	CK	22.00	- 0.10	- 0.45	DOWN	START	23.04	DOWN	96,420.90	45.15	2		
104	ITD	1.87	- 0.01	- 0.53	DOWN	START	2.00	DOWN	20,024.85	46.19	1		
105	JTS	37.00	-	-	DOWN	START	44.56	DOWN	63,240.00	42.49	0		
106	BOL	10.40	- 0.10	- 0.95	DOWN	START	11.85	DOWN	16,140.55	46.48	-1		
107	CPNREIT	17.70	- 0.10	- 0.56	DOWN	START	18.57	DOWN	41,226.55	41.65	-1		
108	PROEN	5.65	- 0.05	- 0.88	DOWN	START	6.26	DOWN	23,854.50	43.64	-2		
109	BBIK	115.00	- 1.00	- 0.86	DOWN	START	126.78	DOWN	72,826.80	46.11	-3		
110	PRINC	5.80	- 0.10	- 1.69	DOWN	START	6.25	DOWN	30,517.10	46.98	-9		
111	HMPRO	14.30	- 0.20	- 1.38	DOWN	START	15.21	DOWN	277,561.70	47.44	-13		
112	SMT	5.00	- 0.10	- 1.96	DOWN	START	5.57	DOWN	33,279.70	48.17	-14		
113	MAJOR	17.50	- 0.30	- 1.69	DOWN	START	18.51	DOWN	47,452.25	44.34	-28		
114	IIG	33.00	- 2.00	- 5.71	DOWN	START	37.06	DOWN	39,811.80	41.96	-47		
115	TVO	28.00	- 0.75	- 2.61	DOWN	STOP	27.96	DOWN	30,898.10	48.35	-70		
116	TC	10.50	- 1.50	- 12.50	DOWN	START	11.75	DOWN	20,825.65	42.08	-106		
117	WPH	3.74	- 0.54	- 12.62	DOWN	START	4.34	DOWN	42,488.80	44.52	-169		

Class F		Pi Volatility Day					SMA20 Value					H-Ashi	EMA75	N-High
No.	Name	Last	Change	%	Momentum	Start/Stop	Point	Trend	(‘000 Baht)	Pi Score	Position			
118	CKP	4.20	0.02	0.48	DOWN	START	4.48	DOWN	73,279.85	37.91	7			
119	DITTO	42.50	1.00	2.41	DOWN	START	49.39	DOWN	83,042.20	37.72	7			
120	ESSO	9.00	0.15	1.69	UP	START	9.47	DOWN	118,203.45	37.27	6			
121	SGC	3.56	0.02	0.56	DOWN	START	4.31	DOWN	282,169.00	38.32	4			
122	JMART	28.00	0.25	0.90	DOWN	START	32.77	DOWN	621,430.10	30.96	2			
123	GUNKUL	4.12	-	-	DOWN	START	4.51	DOWN	633,708.20	31.99	1			
124	STARK	2.38	- 0.02	- 0.83	DOWN	START	2.71	DOWN	166,643.00	37.11	0			
125	JMT	47.50	-	-	DOWN	START	52.78	DOWN	1,048,221.30	36.06	0			
126	KWI	2.30	- 0.04	- 1.71	DOWN	START	2.67	DOWN	11,744.85	39.27	-2			
127	IVL	37.25	- 0.50	- 1.32	DOWN	START	39.84	DOWN	491,758.30	39.74	-4			
128	XPG	1.26	- 0.04	- 3.08	DOWN	START	1.36	DOWN	22,563.85	38.56	-9			
129	AS	12.90	- 0.60	- 4.44	DOWN	START	14.39	DOWN	38,158.70	36.09	-9			

* การลงทุนมีความเสี่ยง ผู้ลงทุนควรศึกษาข้อมูลให้รอบคอบก่อนตัดสินใจลงทุน