

TFEX Daily

30 พฤศจิกายน 2566

SET50

แผนเปิดความเสี่ยง.....เมื่อดัชนีลงแรงผิดปกติ!

Gold spot

มาแรง...แซงโค้ง ลุ้นขึ้นทดสอบ high!

SET50: รับ 850 ต้าน 865

GFZ23: รับ 33,000 ต้าน 34,500

มุมมองทางเทคนิค โดย คุณธนรัตน์ อิศรกุล
นักวิเคราะห์การลงทุนปัจจัยพื้นฐานด้านหลักทรัพย์และปัจจัยทางเทคนิค

Thanarut@bualuang.co.th

Tel. (662) 618-1334

“แผนซื้อสวน...ไม่เป็นไปตามคาด”

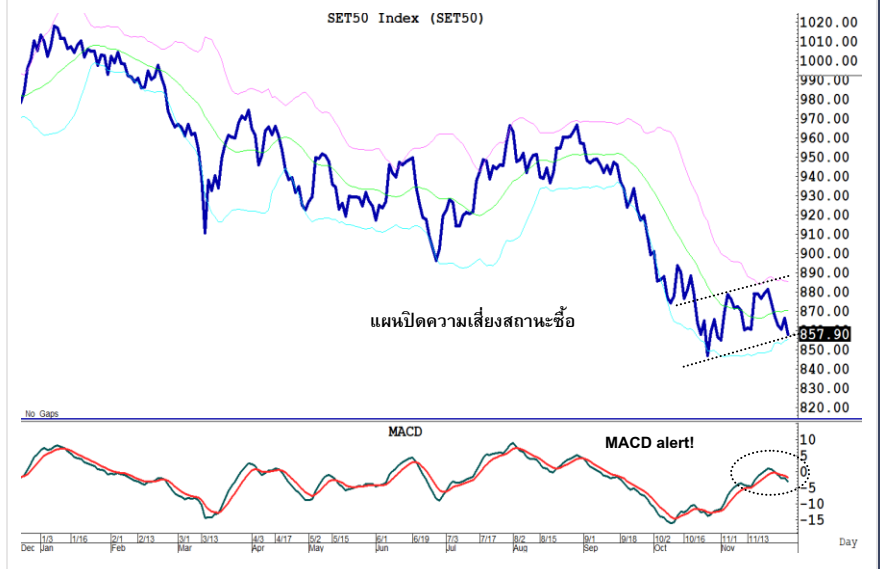
SET50

เปลี่ยนแผนเน้นฝั่งขาย สถานะ Short!

มุมมอง: ดัชนีเปิดไม่สวย ปิดต่ำ หลุดโซนรับที่ไว้ส่งผลให้ดัชนีมีโอกาสมีความเสี่ยงของการปรับตัวลงต่อเนื่อง นอกจากนี้ MACD alert! เริ่มเตือนแล้ว!

แผนเทรด: สถานะซื้อแนะนำปิดเนื่องจากความเสี่ยงการปรับฐานของตลาดในทางตรงกันข้ามสถานะ “ขาย” และทยอยเปิดสถานะ โดยมองแนวรับถัดไปที่ 850 จุด Note: เงื่อนไขผิดทางกรณีขาดทุนมากกว่า 10% ของพอร์ต (หากดัชนีขึ้น > 865) แนะนำปิดสถานะ

SET50 Index Future



“ขึ้นทดสอบ high!”

Gold spot

จับสัญญาณทองคำทะลุเป้า \$2,000/ออนซ์

มุมมอง: ทองคำทะลุ \$2,000! วิ่งฉิว ขึ้นดีกว่าคาดและกำลังเข้าใกล้จุดสูงสุดที่เคยทำไว้เมื่อต้นปีบริเวณ \$2,070 ขณะที่ MACD บ่งชี้ภาวะกระหিং...แม่นยำ! แต่เริ่มมีสัญญาณ divergence” เตือนภาวะความผันผวนสูง

แผนเทรด: สถานะซื้อถูกทาง แนะนำถือรอแบ่งขายล๊อคกำไรโซนด้านบนบริเวณ \$2,070 ในทางตรงกันข้าม สถานะขายแนะนำรอสัญญาณยืนยัน (รอปรับฐานเมื่อทดสอบโซนต้าน) ยังไม่รีบ

เงื่อนไขเปิดความเสี่ยง...หากผลตอบแทนลดลงต่ำกว่า 10% ของพอร์ตแนะนำปิดสถานะ

Gold Spot



วิกิจ ธรววรรณรัตน์

นักวิเคราะห์การลงทุนปัจจัยพื้นฐานด้านตลาดทุนปัจจัยทางเทคนิค

Wikij.tir@bualuang.co.th Tel. (662) 618-1336

หลักทรัพย์	เปิด	สูงสุด	ต่ำสุด	ปิด	เฉลี่ย	ราคาที่ใช้ชำระ ราคา	เปลี่ยนแปลง	ปริมาณ (สัญญา)	สถานะคงค้าง (สัญญา)
SET50	868.96	869.34	857.52	857.9	863.43	N/A	-8.46	N/A	N/A
S50X23	868.70	868.70	858.5	859.50	864.30	859.06	-8.94	28	97
S50Z23	871	871.90	857.7	858.10	864.40	858.40	-9.9	238,226	592,627
S50F24	869	869.00	856.6	857.50	863.10	857.50	-9.5	33	310
S50G24	870.2	870.20	865	865.00	869.70	857.60	-9.2	11	11
S50H24	869.7	871.00	856	856.30	862.20	856.60	-9.8	27,058	88,426
S50M24	867.9	869.00	854.2	854.40	860.10	854.60	-9.9	4,274	28,618
Total								272,285	724,902

Source : SET Smart

Trading by Investor Type - SET50 Index Futures

5 วันย้อนหลัง

วันที่	นักลงทุนต่างประเทศ ปริมาณ			นักลงทุนสถาบัน ปริมาณ			นักลงทุนภายในประเทศ ปริมาณ			รวม	
	ซื้อ	ขาย	สุทธิ	ซื้อ	ขาย	สุทธิ	ซื้อ	ขาย	สุทธิ	ปริมาณ	สถานะคงค้าง
29/11/2023	105,789	127,723	-21,934	38,015	31,272	6,743	128,481	113,290	15,191	272,285	724,902
28/11/2023	100,417	80,323	20,094	30,534	36,848	-6,314	85,420	99,200	-13,780	216,371	715,619
27/11/2023	97,890	104,648	-6,758	28,749	31,245	-2,496	106,428	97,174	9,254	233,067	687,321
24/11/2023	84,222	91,442	-7,220	23,922	25,752	-1,830	98,069	89,019	9,050	206,213	663,247
23/11/2023	78,702	98,110	-19,408	35,114	30,585	4,529	106,092	91,213	14,879	219,908	668,789

4 เดือนย้อนหลัง

วันที่	นักลงทุนต่างประเทศ ปริมาณ			นักลงทุนสถาบัน ปริมาณ			นักลงทุนภายในประเทศ ปริมาณ			รวม	
	ซื้อ	ขาย	สุทธิ	ซื้อ	ขาย	สุทธิ	ซื้อ	ขาย	สุทธิ	ปริมาณ	สถานะคงค้าง
พ.ย. 2023	2,121,124	2,141,297	-20,173	735,522	729,256	6,266	2,475,825	2,461,918	13,907	5,332,471	724,902
ต.ค. 2023	2,415,992	2,395,121	20,871	790,410	787,983	2,427	2,774,660	2,797,958	-23,298	5,981,062	717,692
ก.ย. 2023	2,638,180	2,824,439	-186,259	760,603	767,582	-6,979	2,455,812	2,262,574	193,238	5,854,595	702,002
ส.ค. 2023	1,962,003	2,028,809	-66,806	750,404	720,552	29,852	2,439,411	2,402,457	36,954	5,151,818	649,150

4 ไตรมาสย้อนหลัง

วันที่	นักลงทุนต่างประเทศ ปริมาณ			นักลงทุนสถาบัน ปริมาณ			นักลงทุนภายในประเทศ ปริมาณ			รวม	
	ซื้อ	ขาย	สุทธิ	ซื้อ	ขาย	สุทธิ	ซื้อ	ขาย	สุทธิ	ปริมาณ	สถานะคงค้าง
Q4/2023	4,537,116	4,536,418	698	1,525,932	1,517,239	8,693	5,250,485	5,259,876	-9,391	11,313,533	724,902
Q3/2023	6,464,644	6,588,488	-123,844	2,209,174	2,196,199	12,975	7,111,558	7,000,689	110,869	15,785,376	702,002
Q2/2023	6,049,238	6,134,886	-85,648	2,352,097	2,346,418	5,679	6,843,677	6,763,708	79,969	15,245,012	678,895
Q1/2023	5,866,721	5,973,951	-107,230	2,457,702	2,420,101	37,601	6,689,756	6,620,127	69,629	15,014,179	435,301

Metal Futures

หลักทรัพย์	เปิด	สูงสุด	ต่ำสุด	ปิด	เฉลี่ย	ราคาที่ใช้ชำระ ราคา	เปลี่ยนแปลง	ปริมาณ (สัญญา)	สถานะคงค้าง (สัญญา)
GF10Z23	33,540	33,870	33,490	33,850	33,743	33,820.00	280	2347	7,012
GFZ23	33,600	33,860	33,600	33,860	33,703	33,860.00	300	32	179
GOZ23	2,028	2,060	2,024	2,050	2,043	2,050	23	39804	36,730
SVFZ23	25	25	25	25	25	25	0.2	92	1,169
GF10G24	33,650	33,990	33,620	33,970	33,876	33,970	310	1334	7,109
GFG24	33,760	33,930	33,760	33,930	33,871	33,930	260	45	148
GOH24	2,058	2,091	2,054	2,081	2,075	2,081.20	23.8	13056	20,861
SVFH24	25	26	25	26	26	25.61	0.32	146	602
GF10J24	33,720	34,070	33,700	34,000	33,956	34,000	250	284	2,215
GFJ24	-	-	-	-	-	34,130	300 -	-	70

Source : SET Smart

Single Stock Futures

blssk	เปิด	สูงสุด	ต่ำสุด	ปิด	เฉลี่ย	ราคาที่ใช้ชำระ ราคา	เปลี่ยนแปลง	ปริมาณ (สัญญา)	สถานะคงค้าง (สัญญา)
AAVZ23	2.01	2.01	1.98	1.98	1.98	1.98	-0.04	3,509	34,098
ADVANCZ23	218	218.00	218	218.00	218.00	218.00	-	381	1,934
AEONTSZ23	-	-	-	-	-	155.36	-2.82	-	96
AMATAZ23	24.8	24.80	24.4	24.41	24.51	24.41	-0.42	135	1,144
AOTZ23	60.99	60.99	58.8	59.19	59.24	59.06	-1.8	1,421	8,827
APZ23	11.31	11.31	11.31	11.31	11.31	11.31	0.06	1	1,108
AWCZ23	3.67	3.67	3.67	3.67	3.67	3.66	-	2,005	10,561
BAMZ23	8.4	8.45	8.3	8.34	8.32	8.34	-0.06	228	9,059
BANPUZ23	7.83	7.83	7.71	7.78	7.76	7.75	-0.05	1,250	44,905
BAYZ23	28.4	28.40	28.4	28.40	28.40	28.40	-	1	73
BAZ23	14.2	14.49	14.2	14.49	14.35	14.49	-0.01	2	4,479
BBLZ23	152.5	154.00	152.5	154.00	153.13	153.00	0.3	66	4,308
BCHZ23	-	-	-	-	-	21.68	0.18	-	852
BCPGZ23	-	-	-	-	-	8.89	0.14	-	8,331
BCPZ23	44.5	44.50	44.1	44.10	44.17	44.10	-0.05	112	426
BDMSZ23	26.26	26.26	26.25	26.25	26.25	26.25	-0.24	835	4,662
BEAUTYZ23	0.49	0.50	0.49	0.50	0.49	0.50	0.02	4	2,201
BECZ23	-	-	-	-	-	5.55	-	100	657
BEMZ23	7.82	7.82	7.75	7.82	7.79	7.82	-0.01	510	10,535
BGRIMZ23	26.23	27.03	26.23	26.89	26.67	26.89	1.51	1,052	2,525
BHZ23	219	219.10	216	218.00	217.88	218.00	-2.43	75	808
BJCZ23	26.12	26.12	26.1	26.10	26.12	26.10	-0.32	105	981
BLANDZ23	0.74	0.74	0.74	0.74	0.74	0.74	0.01	3	9,316
BLAZ23	-	-	-	-	-	19.99	-0.36	-	208
BPPZ23	-	-	-	-	-	14.77	-	-	38
BSRCZ23	8.51	8.51	8.51	8.51	8.51	8.51	-0.19	1	7,558
BTSZ23	7.15	7.15	7.14	7.14	7.15	7.14	-0.05	3	10,444
CBGZ23	81.97	83.00	81.15	82.50	82.34	82.49	0.69	132	2,304
CENTELZ23	42.33	42.33	42.2	42.20	42.32	42.20	0.2	20	573
CHGZ23	2.95	2.95	2.86	2.86	2.90	2.86	-0.09	18	1,577
CKPZ23	-	-	-	-	-	3.20	-0.02	-	3,299
CKZ23	-	-	-	-	-	21.62	-0.06	-	336
COM7Z23	23.32	23.40	22.61	22.66	22.87	22.67	-0.55	141	2,284
CPALLZ23	55.03	55.03	51.97	52.60	53.29	52.35	-3.2	1,767	7,550
CPFZ23	19.63	19.93	19.56	19.82	19.77	19.83	0.32	477	13,461
CPNZ23	67.12	67.12	66.57	66.57	66.79	66.57	-0.8	205	1,142
CRCZ23	-	-	-	-	-	38.79	0.07	-	2,060
DELTAZ23X	81.8	81.80	76.15	77.00	78.52	77.00	-4.75	91	483
EASTWZ23	-	-	-	-	-	4.19	-	-	12
EAZ23	47.4	47.50	46	46.99	46.58	46.55	-0.6	1,577	8,358
EGCOZ23	132	134.65	132	133.50	133.50	133.50	2.85	200	677
EPGZ23	-	-	-	-	-	7.34	-	-	1,023
ERWZ23	5.25	5.25	5.06	5.06	5.19	5.06	-0.24	25	1,772
GFPTZ23	-	-	-	-	-	10.90	0.2	400	2,157
GLOBALZ23X	-	-	-	-	-	17.11	-0.6	200	3,370
GPSCZ23	46.4	48.20	46.4	47.99	47.38	47.99	1.89	1,283	3,058
GULFZ23	46.2	46.39	46.2	46.22	46.24	46.22	0.18	115	9,894
GUNKULZ23	2.64	2.66	2.59	2.66	2.62	2.65	0.03	1,141	124,019
HANAZ23	44	45.10	43.59	44.50	44.39	44.50	0.39	333	1,521
HMPROZ23	11.9	11.90	11.89	11.90	11.90	11.90	-0.1	425	8,592
ICHIZ23	15	15.00	14.77	14.79	14.95	14.79	0.19	71	3,953
INTUCHZ23X	70.37	71.37	70.37	71.37	71.04	71.37	1.25	363	321
IRPCZ23	2.06	2.06	2	2.02	2.01	2.02	-0.03	88	13,753
ITDZ23	1.23	1.23	1.17	1.19	1.17	1.19	-0.03	89	11,116
IVLZ23	25.3	25.55	25	25.07	25.26	25.07	-0.33	269	6,297
JASZ23	1.98	1.98	1.92	1.92	1.96	1.92	-0.04	546	97,970

blssk	เปิด	สูงสุด	ต่ำสุด	ปิด	เฉลี่ย	ราคาที่ใช้ชำระ ราคา	เปลี่ยนแปลง	ปริมาณ (สัญญา)	สถานะคงค้าง (สัญญา)
JMTZ23	27.42	27.75	26.5	27.49	27.13	27.10	-0.4	350	2,688
KBANKZ23	133	133.00	131.24	131.30	132.34	131.30	-1.99	119	3,580
KCEZ23	51.75	52.84	51.35	52.84	52.17	52.84	0.73	102	2,436
KEXZ23	4.08	4.08	4.08	4.08	4.08	4.07	-0.04	1	4,032
KKPZ23	49.27	49.27	49.27	49.27	49.27	49.27	-0.23	41	1,970
KTBZ23	18.68	18.68	18.43	18.55	18.57	18.55	-	33	10,173
KTCZ23	47.32	47.87	47.32	47.75	47.59	47.75	0.9	4,428	70,380
LHZ23	-	-	-	-	-	7.67	-0.04	-	17,951
LPNZ23	-	-	-	-	-	3.91	-0.04	-	86
MAJORZ23	-	-	-	-	-	15.61	0.02	-	581
MBKZ23	-	-	-	-	-	15.47	-0.1	-	1,332
MEGAZ23	40	40.00	40	40.00	40.00	40.00	-0.39	2	265
MINTZ23	-	-	-	-	-	27.03	-0.1	-	2,199
MTCZ23	45	45.50	44.45	44.50	44.97	44.50	0.4	408	1,868
MZ23	40.3	40.30	39.7	39.94	39.93	39.94	-1.94	25	395
ORIZ23	-	-	-	-	-	8.71	-0.05	-	1,650
ORZ23	20.28	20.29	20.12	20.15	20.19	20.15	-0.07	116	2,201
OSPZ23X	23.4	23.80	23.21	23.51	23.54	23.51	-0.2	46	3,118
PLANBZ23	8.43	8.59	8.43	8.45	8.59	8.45	-	602	9,262
PRMZ23	-	-	-	-	-	5.13	-0.15	-	3,207
PSHZ23	-	-	-	-	-	12.35	-	-	601
PSLZ23	8.44	8.44	8.3	8.30	8.39	8.30	-0.05	31	2,814
PTGZ23	8.7	8.73	8.6	8.60	8.66	8.60	-0.12	15	13,534
PTTEPZ23	154.9	155.99	152.55	152.55	154.18	153.25	-0.75	264	2,205
PTTGCZ23	38.81	38.86	38.5	38.50	38.61	38.50	-0.02	69	4,075
PTTZ23	34.76	34.76	34.76	34.76	34.76	34.76	-0.1	1	2,289
QHZZ23	2.19	2.19	2.19	2.19	2.19	2.19	-0.03	1	6,460
RATCHZ23	34	34.68	34	34.68	34.39	34.68	0.93	3	645
RSZ23X	-	-	-	-	-	13.52	0.12	-	648
SAMARTZ23	-	-	-	-	-	4.51	-0.06	-	6,795
SAWADZ23	45.25	45.75	44.76	45.05	45.41	45.05	0.55	479	7,048
SCBZ23	101.25	101.25	100.2	100.20	100.56	100.20	-1.3	29	3,872
SCCZ23	293.95	293.95	291.1	291.10	292.27	291.10	-4.45	396	5,016
SCGPZ23	38.68	39.50	38.68	39.00	39.02	38.72	0.53	211	2,418
SGPZ23	8.17	8.17	8.17	8.17	8.17	8.22	-	1	1,271
SIRIZ23	1.7	1.72	1.7	1.71	1.71	1.71	0.01	60	14,531
SPALIZ23	-	-	-	-	-	17.72	-0.1	100	402
SPCGZ23	-	-	-	-	-	12.36	-0.09	-	-
SPRCZ23	-	-	-	-	-	8.23	0.11	500	4,094
STAZ23	16.05	16.15	15.85	15.85	16.04	15.85	-0.71	19	483
STECZ23	9.3	9.35	9.16	9.27	9.19	9.21	-0.03	75	5,629
STGTZ23	6.59	6.59	6.49	6.49	6.49	6.49	-0.08	31	2,859
STPIZ23	2.94	2.94	2.94	2.94	2.94	2.94	-0.05	3	7,667
SUPERZ23	0.44	0.45	0.44	0.45	0.44	0.45	0.01	7	26,500
SZ23	-	-	-	-	-	0.90	0.02	-	2,454
TASCOZ23	17	17.20	17	17.10	17.12	17.10	-0.21	9	801
TCAPZ23	-	-	-	-	-	48.60	-0.24	-	710
THAIZ23	-	-	-	-	-	3.38	-	-	-
THANIZ23	-	-	-	-	-	2.75	-0.02	-	5,141
THCOMZ23	12.56	12.56	12.42	12.42	12.46	12.42	-0.12	542	1,240
THGZ23	-	-	-	-	-	62.30	-0.19	-	62
TISCOZ23	97.49	97.74	97.49	97.50	97.59	97.50	-0.31	5	189
TKNZ23	9.75	9.75	9.45	9.45	9.48	9.45	-0.3	104	2,732
TOAZ23	21.04	21.04	20.9	20.90	20.95	20.70	-0.3	14	432
TOPZ23	51.57	51.66	51.25	51.26	51.40	51.26	-0.34	56	662
TPIPLZ23	-	-	-	-	-	1.36	-0.03	500	3,694
TPIPPZ23	3.36	3.36	3.36	3.36	3.36	3.36	-	1	2,525
TQMZ23	27.78	27.79	27.78	27.79	27.78	27.79	-0.06	3	3,830

blssk	เปิด	สูงสุด	ต่ำสุด	ปิด	เฉลี่ย	ราคาที่ใช้ชำระ ราคา	เปลี่ยนแปลง	ปริมาณ (สัญญา)	สถานะคงค้าง (สัญญา)
TRUEEZ23X	-	-	-	-	-	5.96	-0.1	-	11
TRUEZ23	5.93	5.93	5.93	5.93	5.93	5.93	-0.1	5	8,382
TTAZ23	5.66	5.66	5.4	5.40	5.49	5.40	-0.02	1,138	1,693
TTBZ23	1.59	1.59	1.57	1.58	1.57	1.57	-0.01	574	15,645
TTCLZ23	3.81	3.81	3.81	3.81	3.81	3.81	0.06	1	2,166
TTWZ23	9.04	9.04	9.04	9.04	9.04	9.04	0.12	1	452
TUZ23	14.73	14.88	14.58	14.88	14.79	14.88	0.2	304	6,456
TVOZ23	-	-	-	-	-	21.36	-	-	10
UNIQZ23	-	-	-	-	-	2.89	-0.06	-	2,731
VGIZ23	2.12	2.12	2.07	2.07	2.07	2.07	-0.03	67	8,814
VNGZ23	-	-	-	-	-	3.71	0.02	-	9,033
WHAUPZ23	-	-	-	-	-	4.05	0.12	-	6
WHAZ23	4.9	4.90	4.85	4.90	4.87	4.90	-0.07	1,066	9,007
Total								36,733	863,324

Source : SET Smart

BUALUANG SECURITIES PUBLIC COMPANY LIMITED (BLS) is a subsidiary of BANGKOK BANK PUBLIC COMPANY LIMITED (BBL). This document is produced based upon sources believed to be reliable but their accuracy, completeness or correctness is not guaranteed. The statements or expressions of opinion herein were arrived at after due and careful consideration to use as information for investment. Expressions of opinion contained herein are subject to change without notice. This document is not, and should not be construed as, an offer or the solicitation of an offer to buy or sell any securities. The use of any information shall be at the sole discretion and risk of the user.

BUALUANG SECURITIES PUBLIC COMPANY LIMITED MAY BE IN RELATIONSHIP WITH THE SECURITIES IN THIS REPORT. "Opinions, projections and other information contained in this report are based upon sources believed to be accurate including the draft prospectus, but no responsibility is accepted for any loss occasioned by reliance placed upon the contents hereof. Bualuang Securities Public Company Limited may from time to time perform investment, advisory or other services for companies mentioned in this report, as well as dealing (as principal or otherwise) in, or otherwise being interested in, any securities mentioned herein, This report does not constitute a solicitation to buy or sell any securities". Investors should carefully read details in the prospectus before making investment decision.






BUALUANG SECURITIES PUBLIC COMPANY LIMITED MAY ACT AS MARKET MAKER AND ISSUER OF DWs, AND ISSUER OF STRUCTURED NOTES ON THESE SECURITIES. The company may prepare the research reports on those underlying securities. Investors should carefully read the details of the derivative warrants and structured notes in the prospectus before making investment decisions.

ADVANC	AMATA	AOT	BDMS	BH	CBG	CENTEL	CPALL	GLOBAL	GPSC	IRPC	KBANK	KCE	KTC	MINT
PTG	PTT	PTTEP	PTTGC	SCB	SPRC	TOP	WHA	STA	BGRIM	GULF	MTC	AWC	CRC	CPF
CPN	HANA	HMPRO	I/L	OSP	SAWAD	BANPU	BCH	BTS	SCC	TU	INTUCH	VGI	SCGP	COM7
DOHOME	JMT	CHG	TTB	BAM	BCP	KTB	KKP	OR	BEM	GUNKUL	EA	RBF	STGT	JMART
BEC	RCL	TIDLOR	FORTH	DELTA	SABUY	CKP	TRUE	PSL	SIRI	CK	ERW	MEGA	SNNP	TLI
STEC	EGCO	BCPG	AAV	BLA	RATCH	AURA	BTG	TASCO	BSRC					

BUALUANG SECURITIES PUBLIC COMPANY LIMITED IS OR MAY BE AN UNDERWRITER/CO-UNDERWRITER/JOINT LEAD IN RESPECT OF THE INITIAL PUBLIC OFFERING (IPO) OF SECURITIES.

Financial Advisor	Lead underwriter/ Underwriter/ Co-underwriter
	ANI, SCGD

CG Rating

Score Range	Score Range	Description
90 – 100		Excellent
80 – 89		Very Good
70 – 79		Good
60 – 69		Satisfactory
50 – 00359		Pass
Less than 50	No logo given	-

Thailand's Private Sector Collective Action Coalition Against Corruption programme (Thai CAC) under Thai Institute of Directors

- companies that have **declared** their intention to join CAC, and
- companies **certified** by CAC.

CORPORATE GOVERNANCE REPORT DISCLAIMER

This research report was prepared by Bualuang Securities Public Company Limited and refers to research prepared by Morgan Stanley. Morgan Stanley does not warrant or guarantee the accuracy or completeness of its research reports. Morgan Stanley reserves copyright and other proprietary rights in the material reproduced in this report. Morgan Stanley is under no obligation to inform Bualuang Securities or you if the views or information referred to or reproduced in this research report change.

Corporate Governance Report disclaimer

The disclosure of the survey result of the Thai Institute of Directors Association (IOD) regarding corporate governance is made pursuant to the policy of the Office of the Securities and Exchange Commission. The IOD survey is based on the information of a company listed on the Stock Exchange of Thailand and the Market for Alternative Investment disclosed to the public and able to be accessed by a general public investor. The result, therefore, is from the perspective of a third party. It is not an evaluation of operation and is not based on inside information.

The survey result is as of the date appearing in the Corporate Governance Report of Thai Listed Companies. As a result, the survey result may be changed after that date. Bualuang Securities Public Company Limited neither confirms nor certifies the accuracy of such survey results.

"Disclaimer: The disclosure of the Anti-Corruption Progress Indicators of a listed company on the Stock Exchange of Thailand, which is assessed by the relevant institution as disclosed by the Office of the Securities and Exchange Commission, is made in order to comply with the policy and sustainable development plan for the listed companies. The relevant institution made this assessment based on the information received from the listed company, as stipulated in the form for the assessment of Anti-corruption which refers to the Annual Registration Statement (Form 56-1), Annual Report (Form 56-2), or other relevant documents or reports of such listed company. The assessment result is therefore made from the perspective of a third party. It is not an assessment of operation and is not based on any inside information. Since this assessment is only the assessment result as of the date appearing in the assessment result, it may be changed after that date or when there is any change to the relevant information. Nevertheless, Bualuang Securities Public Company Limited neither confirms, verifies, nor certifies the accuracy and completeness of the assessment result."

BUALUANG RESEARCH – RECOMMENDATION FRAMEWORK

STOCK RECOMMENDATIONS

BUY: Expected positive total returns of 15% or more over the next 12 months.

HOLD: Expected total returns of between -15% and +15% over the next 12 months.

SELL: Expected negative total returns of 15% or more over the next 12 months.

TRADING BUY: Expected positive total returns of 15% or more over the next 3 months.

SECTOR RECOMMENDATIONS

OVERWEIGHT: The industry, as defined by the analyst's coverage universe, is expected to outperform the relevant primary market index over the next 12 months.

NEUTRAL: The industry, as defined by the analyst's coverage universe, is expected to perform in line with the relevant primary market index over the next 12 months.

UNDERWEIGHT: The industry, as defined by the analyst's coverage universe, is expected to underperform the relevant primary market index over the next 12 months.

IMPORTANT DISCLOSURES FOR U.S. PERSONS

This research report was prepared by Bualuang Securities Public Company Limited (“BLS”). BLS is not a registered broker-dealer in the United States and, therefore, is not subject to U.S. rules regarding the preparation of research reports and the independence of research analysts. This research report is provided for distribution to “major U.S. institutional investors” in reliance on the exemption from registration provided by Rule 15a-6 of the U.S. Securities Exchange Act of 1934, as amended (the “Exchange Act”).

Under no circumstances should any recipient of this research report effect any transaction to buy or sell securities or related financial instruments through BLS. Rosenblatt Securities Inc. accepts responsibility for the contents of this research report, subject to the terms set out below, to the extent that it is delivered to a U.S. person other than a major U.S. institutional investor.

The analyst whose name appears in this research report is not registered or qualified as a research analyst with the Financial Industry Regulatory Authority (“FINRA”) and may not be an associated person of Rosenblatt Securities Inc. and, therefore, may not be subject to applicable restrictions under FINRA Rules on communications with a subject company, public appearances and trading securities held by a research analyst account.

Additional Disclosures

This research report is for distribution only under such circumstances as may be permitted by applicable law. This research report has no regard to the specific investment objectives, financial situation or particular needs of any specific recipient, even if sent only to a single recipient. This research report is not guaranteed to be a complete statement or summary of any securities, markets, reports or developments referred to in this research report. Neither BLS nor any of its directors, officers, employees or agents shall have any liability, however arising, for any error, inaccuracy or incompleteness of fact or opinion in this research report or lack of care in this research report’s preparation or publication, or any losses or damages which may arise from the use of this research report.

BLS may rely on information barriers, such as “Chinese Walls” to control the flow of information within the areas, units, divisions, groups, or affiliates of BLS.

Investing in any non-U.S. securities or related financial instruments (including ADRs) discussed in this research report may present certain risks. The securities of non-U.S. issuers may not be registered with, or be subject to the regulations of, the U.S. Securities and Exchange Commission. Information on such non-U.S. securities or related financial instruments may be limited. Foreign companies may not be subject to audit and reporting standards and regulatory requirements comparable to those in effect within the United States.

The value of any investment or income from any securities or related financial instruments discussed in this research report denominated in a currency other than U.S. dollars is subject to exchange rate fluctuations that may have a positive or adverse effect on the value of or income from such securities or related financial instruments.

Past performance is not necessarily a guide to future performance and no representation or warranty, express or implied, is made by BLS with respect to future performance. Income from investments may fluctuate. The price or value of the investments to which this research report relates, either directly or indirectly, may fall or rise against the interest of investors. Any recommendation or opinion contained in this research report may become outdated as a consequence of changes in the environment in which the issuer of the securities under analysis operates, in addition to changes in the estimates and forecasts, assumptions and valuation methodology used herein.

No part of the content of this research report may be copied, forwarded or duplicated in any form or by any means without the prior consent of BLS and BLS accepts no liability whatsoever for the actions of third parties in this respect.